



FY 2024-2025

DETAIL OF DEPARTMENTAL PROGRAMS

VOLUME II



KAREN BASS

MAYOR OF LOS ANGELES

THIS PAGE INTENTIONALLY LEFT BLANK



Detail of Department Programs

Supplement to the 2024-25 Proposed Budget

Volume II

2024-25



Prepared by the City Administrative Officer - April 2024

THIS PAGE INTENTIONALLY LEFT BLANK

TABLE OF CONTENTS

VOLUME I

INTRODUCTION

Page

Foreword	
The Blue Book	
Summary of Changes in Appropriations	

SECTION 1

DEPARTMENTAL BUDGET SUMMARY REGULAR DEPARTMENTAL PROGRAM COSTS DETAIL OF POSITIONS AND SALARIES

Aging.....	1
Animal Services.....	13
Building and Safety.....	29
Cannabis Regulation.....	59
City Administrative Officer.....	69
City Attorney.....	89
City Clerk.....	111
City Planning.....	129
City Tourism.....	159
Civil, Human Rights and Equity.....	165
Community Investment for Families.....	175
Controller.....	189
Council.....	205
Cultural Affairs.....	213
Disability.....	229
Economic and Workforce Development.....	241
El Pueblo de Los Angeles.....	263
Emergency Management.....	273
Employee Relations Board.....	281
Ethics Commission.....	287
Finance.....	295
Fire.....	313
General Services.....	339
Housing.....	373
Information Technology Agency.....	417
Mayor.....	441
Neighborhood Empowerment.....	447
Personnel.....	461
Police.....	491
Public Accountability.....	523

VOLUME II

SECTION 1 - CONTINUED

Public Works	
Board of Public Works.....	529
Bureau of Contract Administration.....	549
Bureau of Engineering.....	569
Bureau of Sanitation.....	601
Bureau of Street Lighting.....	649
Bureau of Street Services.....	669

Transportation.....	701
Youth Development.....	751
Zoo.....	759

SECTION 2 – OTHER PROGRAM COSTS

Library	783
Recreation and Parks	805
City Employees' Retirement Fund	843
Fire and Police Pension Fund	847

SECTION 3 – NON-DEPARTMENTAL SCHEDULES

Accessible Housing Program	851
Attorney Conflicts Panel	855
Business Improvement District Trust Fund	857
Capital Finance Administration Fund.....	859
Capital and Technology Improvement Expenditure Program	
Summary	875
Clean Water.....	879
Municipal Facilities	881
Physical Plant	901
Technology	915
Emergency Operations Fund.....	917
Ethics Commission Public Matching Campaign Funds Trust Fund	919
General City Purposes	921
Human Resources Benefits.....	939
Leasing	943
Liability Claims.....	945
Los Angeles Convention Center Private Operator	947
Los Angeles Tourism and Convention Board.....	949
Measure M Local Return Fund	955
Measure R Traffic Relief and Rail Expansion Funds.....	959
Measure United to House LA	963
Measure W Local Return Fund.....	967
Neighborhood Council Fund.....	971
Proposition A Local Transit Assistance Fund.....	973
Proposition C Anti-Gridlock Transit Improvement Fund	979
Road Maintenance and Rehabilitation Program Special Fund	985
Sewer Construction and Maintenance Fund	989
Sidewalk Repair Program	995
Solid Waste Resources Revenue Fund	999
Special Gas Tax Improvement Fund.....	1003
Special Parking Revenue Fund	1007
Stormwater Pollution Abatement Fund.....	1011
Street Damage Restoration Fee Special Fund.....	1015
Telecommunications and PEG Development.....	1017
Unappropriated Balance.....	1019
Water and Electricity.....	1023
2024 Tax and Revenue Anticipation Notes, Debt Service Fund	1025

OTHER SUPPLEMENTAL SCHEDULES

Alterations and Improvement Projects	1027
Fleet Vehicles and Equipment.....	1029
Homeless Budget	1033
Street Improvement	1055



2024-25

**Regular Departmental Program Costs
Detail of Positions and Salaries**

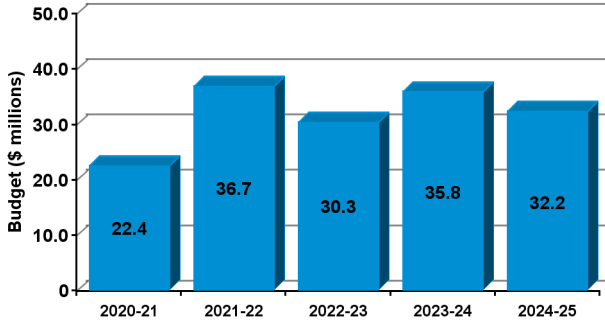
THIS PAGE INTENTIONALLY LEFT BLANK

BOARD OF PUBLIC WORKS

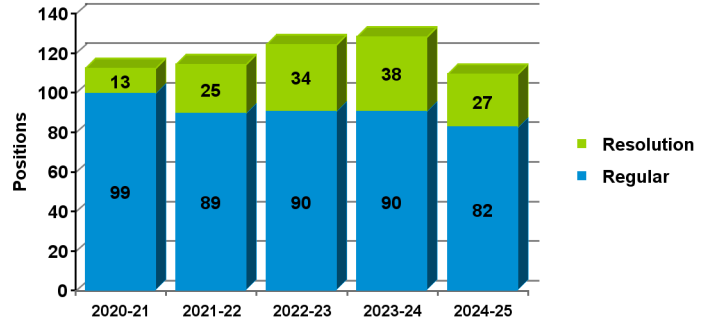
2024-25 Proposed Budget

FIVE-YEAR HISTORY OF BUDGET AND POSITION AUTHORITIES

FIVE-YEAR BUDGET HISTORY



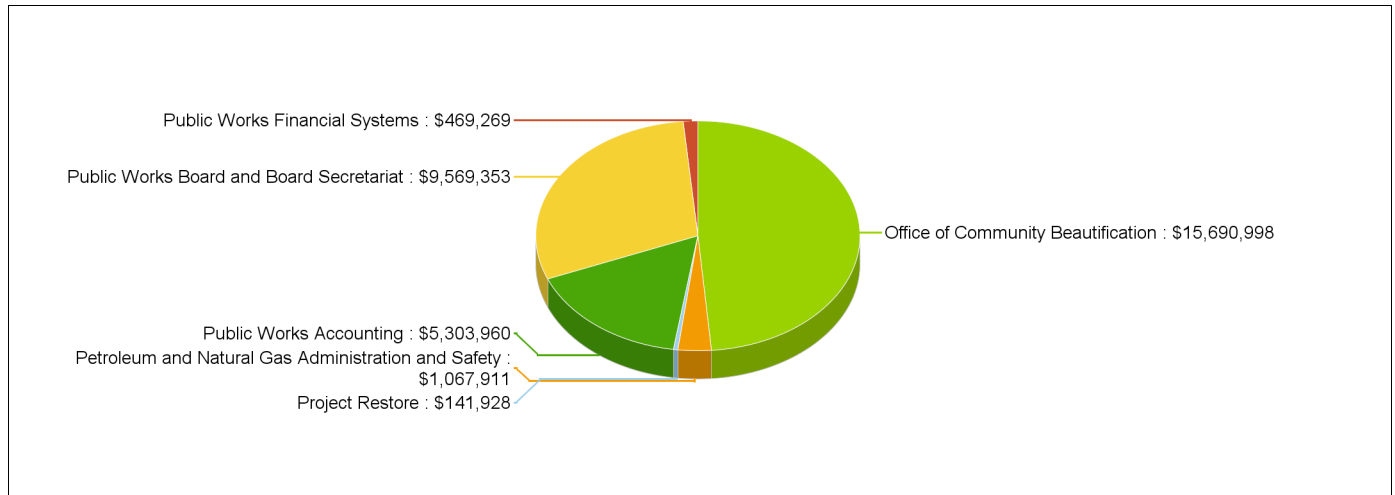
FIVE-YEAR POSITION AUTHORITY HISTORY



SUMMARY OF 2024-25 PROPOSED BUDGET CHANGES

	Total Budget			General Fund				Special Fund			
		Regular	Resolution		Regular	Resolution		Regular	Resolution		
2023-24 Adopted	\$35,782,237	90	38	\$30,303,507	84.7%	46	29	\$5,478,730	15.3%	44	9
2024-25 Proposed	\$32,243,419	82	27	\$27,385,938	84.9%	44	21	\$4,857,481	15.1%	38	6
Change from Prior Year	(\$3,538,818)	(8)	(11)	(\$2,917,569)		(2)	(8)	(\$621,249)		(6)	(3)

2024-25 FUNDING DISTRIBUTION BY PROGRAM



MAIN BUDGET ITEMS

	Funding	Positions
* Graffiti Abatement Operational Costs	\$181,220	-
* Graffiti Abatement Strike Force Crews	\$856,220	-
* CleanLA Program	\$5,253,833	-

Recapitulation of Changes

	Adopted Budget 2023-24	Total Budget Changes	Total Budget 2024-25
EXPENDITURES AND APPROPRIATIONS			
Salaries			
Salaries General	12,742,416	(714,433)	12,027,983
Salaries, As-Needed	144,105	(144,105)	-
Overtime General	10,347	-	10,347
Total Salaries	<u>12,896,868</u>	<u>(858,538)</u>	<u>12,038,330</u>
Expense			
Printing and Binding	23,476	-	23,476
Contractual Services	22,534,343	(2,637,780)	19,896,563
Transportation	2,000	-	2,000
Office and Administrative	148,550	(42,500)	106,050
Operating Supplies	177,000	-	177,000
Total Expense	<u>22,885,369</u>	<u>(2,680,280)</u>	<u>20,205,089</u>
Total Board of Public Works	<u>35,782,237</u>	<u>(3,538,818)</u>	<u>32,243,419</u>

Recapitulation of Changes

	Adopted Budget 2023-24	Total Budget Changes	Total Budget 2024-25
SOURCES OF FUNDS			
General Fund	30,303,507	(2,917,569)	27,385,938
Solid Waste Resources Revenue Fund (Sch. 2)	337,418	25,969	363,387
Special Gas Tax Improvement Fund (Sch. 5)	333,814	25,033	358,847
Stormwater Pollution Abatement Fund (Sch. 7)	107,311	(74,961)	32,350
Sewer Operations & Maintenance Fund (Sch. 14)	2,309,478	(306,089)	2,003,389
Sewer Capital Fund (Sch. 14)	1,258,281	(113,511)	1,144,770
Street Lighting Maintenance Assessment Fund (Sch. 19)	268,249	5,572	273,821
Arts and Cultural Facilities & Services Fund (Sch. 24)	100,000	-	100,000
Proposition C Anti-Gridlock Transit Fund (Sch. 27)	158,531	15,852	174,383
Council District 15 Real Property Trust Fund (Sch. 29)	144,105	(144,105)	-
Citywide Recycling Trust Fund (Sch. 32)	126,013	3,764	129,777
Sidewalk Repair Fund (Sch. 51)	182,982	8,378	191,360
Road Maintenance and Rehabilitation Program Special (Sch. 5)	77,146	8,251	85,397
Measure W Local Return Fund (Sch. 55)	75,402	(75,402)	-
Total Funds	35,782,237	(3,538,818)	32,243,419
Percentage Change			(9.89)%
Positions	90	(8)	82

Changes Applicable to Various Programs

The following changes involve two or more budgetary programs. These changes are explained below and apportioned as single entries in the affected programs. Single-program changes are shown only in the programs involved.

Program Changes	Direct Cost	Positions	Total Cost
Changes in Salaries, Expense, Equipment, and Special			
Obligatory Changes			
1. 2023-24 Employee Compensation Adjustment Related costs consist of employee benefits. <i>SG: \$480,022</i> <i>Related Costs: \$167,340</i>	480,022	-	647,362
2. 2024-25 Employee Compensation Adjustment Related costs consist of employee benefits. <i>SG: \$278,504</i> <i>Related Costs: \$97,087</i>	278,504	-	375,591
3. Change in Number of Working Days Increase funding to reflect one additional working day. There will be 261 working days in 2024-25. Related costs consist of employee benefits. <i>SG: \$37,703</i> <i>Related Costs: \$13,124</i>	37,703	-	50,827
4. Full Funding for Partially Financed Positions Related costs consist of employee benefits. <i>SG: \$100,000</i> <i>Related Costs: \$34,810</i>	100,000	-	134,810
5. Salary Step and Turnover Effect Related costs consist of employee benefits. <i>SG: \$93,897</i> <i>Related Costs: \$32,685</i>	93,897	-	126,582
Deletion of One-Time Services			
6. Deletion of One-Time Expense Funding Delete one-time Salaries, As-Needed and expense funding. <i>SAN: (\$144,105) EX: (\$9,085,000)</i>	(9,229,105)	-	(9,229,105)
7. Deletion of Funding for Resolution Authorities Delete funding for 38 resolution authority positions. Resolution authorities are reviewed annually and continued only if sufficient funding is available to maintain the current service level. Related costs consist of employee benefits. One position is continued as a regular position: Office of Forest Management (One position)	(3,179,513)	-	(4,828,044)

Program Changes	Direct Cost	Positions	Total Cost
-----------------	-------------	-----------	------------

Changes in Salaries, Expense, Equipment, and Special

Deletion of One-Time Services

27 positions are continued:

Office of Community Beautification Clerical Support (One position)
 Sidewalk Repair Program (Two positions)
 Sewer Construction and Maintenance Accounts Payable (One position)
 Costs Accounting and Reconciliation (One position)
 Homeless Services and General Fund Accounting Support (Two positions)
 MICLA Accounting Support (One position)
 SB 1 Accounting Support (One position)
 Industrial Waste Billings (One position)
 Board Secretariat Clerical Support (One position)
 Mobile Pit Stop Program (One position)
 Forest Management Policy and Research (One position)
 CleanLA Program (One position)
 Workforce Equity Demonstration (One position)
 Climate Emergency Mobilization Officer (One position)
 Climate Emergency Mobilization Office (Two positions)
 Climate Emergency Mobilization Grants and Legislation (One position)
 CEMO Environmental Affairs Officer (One position)
 CEMO Commission Support (One position)
 Office of Petroleum Clerical Support (One position)
 Oil Well Amortization Program (Two positions)
 Oil and Gas Well Facility Compliance Program (Three positions)

10 vacant positions are not continued as a result of the elimination of vacant positions:

Sewer Construction and Maintenance Accounts Payable (One position)
 Cost Accounting and Reconciliation (One position)
 Forest Management Policy and Research (One position)
 Oil Well Amortization Program (One Position)
 Public Works Trust Fund Accounting Support (One position)
 Measure W Accounting Support (One position)
 Public Works Trust Fund Support (One position)
 General Fund Accounting Support (Two positions)
 Grants Unit (One position)
 SG: (\$3,179,513)

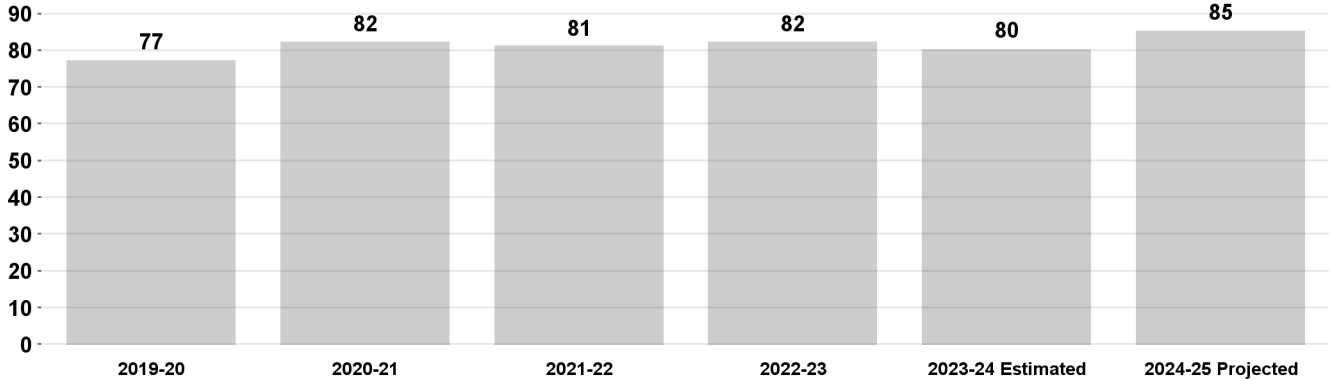
Related Costs: (\$1,648,531)

Program Changes	Direct Cost	Positions	Total Cost
Changes in Salaries, Expense, Equipment, and Special			
Deletion of One-Time Services			
8. Deletion of One-Time Salary Funding Delete one-time Salaries General funding. <i>SG: (\$115,643)</i>	(115,643)	-	(115,643)
Efficiencies to Services			
9. Expense Account Reduction Reduce funding in the Office and Administrative Account (\$2,500) and reduce one-time funding in the Contractual Services Account (\$331,000) to reflect anticipated expenditures, which include savings achieved due to Departmental efficiencies and expenditure reductions. <i>EX: (\$333,500)</i>	(333,500)	-	(333,500)
10. Elimination of Vacant Positions Delete funding and regular authority for six positions as a result of the elimination of vacant positions. Resolution authority positions that are not continued as part of the elimination of vacant positions are reflected in the Deletion of Funding for Resolution Authorities item. Partial funding was provided by the Stormwater Pollution Abatement Fund (\$77,487), the Sewer Construction and Maintenance Fund (\$184,905), and the Street Lighting Maintenance Assessment Fund (\$5,234). Related Costs consist of employee benefits. <i>SG: (\$744,863)</i> <i>Related Costs: (\$360,509)</i>	(744,863)	(6)	(1,105,372)
TOTAL CHANGES APPLICABLE TO VARIOUS PROGRAMS	(12,612,498)	(6)	

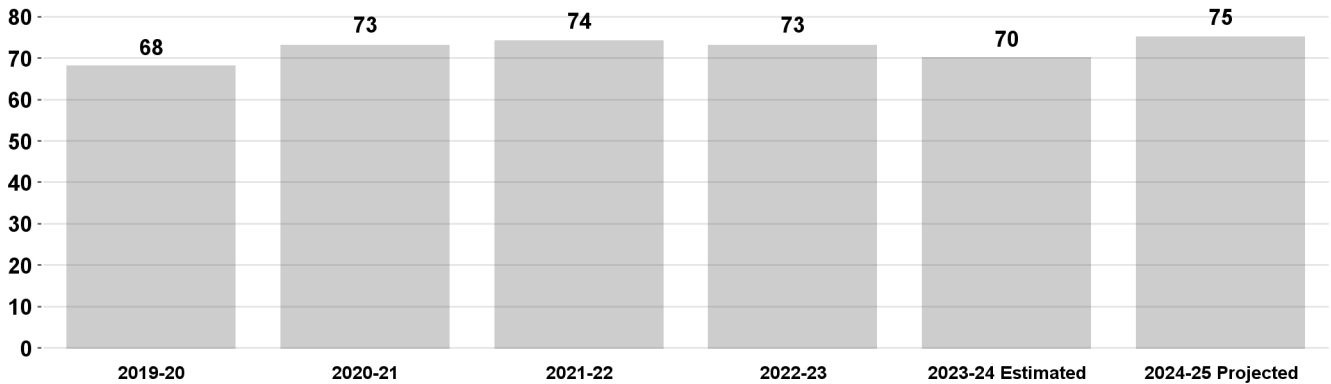
Office of Community Beautification

This program beautifies the City through graffiti removal, litter cleanup and weed removal; greenery planting; community beautification clean-up events; and other programs including adopt-a-median, adopt-a-basket, and the paint bank. This program empowers communities with resources and partnership opportunities to beautify their neighborhoods.

Percent of Graffiti Removal Requests Completed in 48 Hours



Percent of Graffiti Removal Requests Completed in 24 Hours



Program Changes

Direct Cost Positions Total Cost

Changes in Salaries, Expense, Equipment, and Special

Apportionment of Changes Applicable to Various Programs	(2,867,782)	-	(2,878,097)
Related costs consist of employee benefits.			
SG: \$8,218 EX: (\$2,876,000)			
Related Costs: (\$10,315)			

Office of Community Beautification

Program Changes	Direct Cost	Positions	Total Cost
Changes in Salaries, Expense, Equipment, and Special			
Continuation of Services			
11. Office of Community Beautification Clerical Support Continue funding and resolution authority for one Administrative Clerk to provide clerical support for the Office of Community Beautification. Related costs consist of employee benefits. <i>SG: \$47,636</i> <i>Related Costs: \$33,467</i>	47,636	-	81,103
12. Graffiti Abatement Operational Costs Add funding in the Contractual Services Account to address inflationary cost increases in the Graffiti Abatement Program. <i>EX: \$181,220</i>	181,220	-	181,220
13. Graffiti Abatement Pre-Apprenticeship Job Training Continue one-time funding in the Contractual Services Account for pre-apprenticeship employment opportunities for transitional workers on graffiti abatement projects. <i>EX: \$500,000</i>	500,000	-	500,000
14. Graffiti Abatement Strike Force Crews Continue one-time funding in the Contractual Services Account for graffiti abatement crews in high graffiti areas. <i>EX: \$856,220</i>	856,220	-	856,220
TOTAL Office of Community Beautification	(1,282,706)	-	
2023-24 Program Budget	16,973,704	8	
Changes in Salaries, Expense, Equipment, and Special	(1,282,706)	-	
2024-25 PROGRAM BUDGET	15,690,998	8	

Project Restore

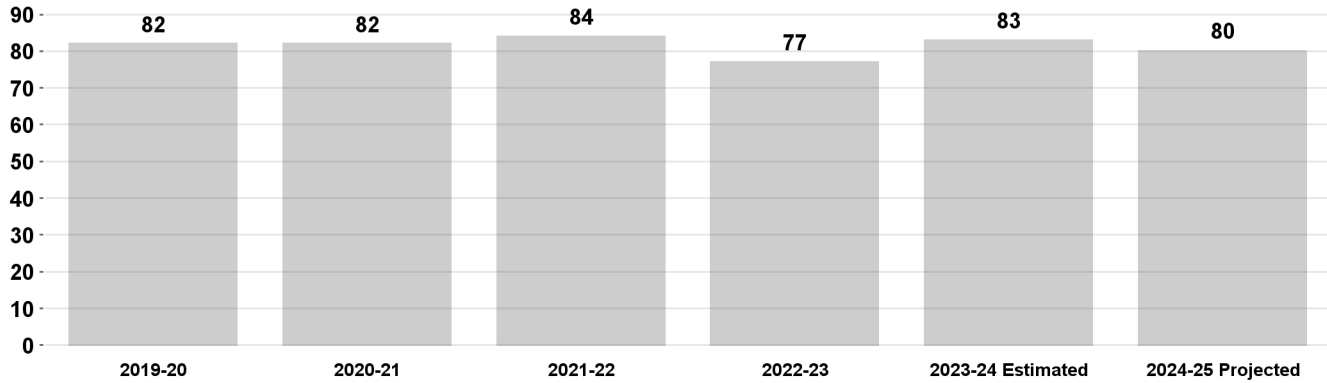
This program oversees the restoration and preservation of historic City-owned facilities and other special projects, as well as day-to-day operations, including design, project management, contract administration, fundraising, grant writing, budget, procurement, and accounting.

Program Changes	Direct Cost	Positions	Total Cost
Changes in Salaries, Expense, Equipment, and Special			
Apportionment of Changes Applicable to Various Programs	(25,040)	(1)	(50,612)
Related costs consist of employee benefits.			
SG: (\$25,040)			
Related Costs: (\$25,572)			
TOTAL Project Restore	(25,040)	(1)	
2023-24 Program Budget	166,968	1	
Changes in Salaries, Expense, Equipment, and Special	(25,040)	-	
2024-25 PROGRAM BUDGET	141,928	1	

Public Works Accounting

This program provides day-to-day accounting and financial services for the Department of Public Works, including capital programming and budgeting, fee and cost recovery, general and cost accounting, and special funds and projects accounting.

Percentage of All Payments Processed within 30 Days



Program Changes	Direct Cost	Positions	Total Cost
Changes in Salaries, Expense, Equipment, and Special			
Apportionment of Changes Applicable to Various Programs	(925,744)	(2)	(1,497,027)
Related costs consist of employee benefits.			
SG: (\$906,844) EX: (\$18,900)			
Related Costs: (\$571,283)			
Continuation of Services			
15. Sidewalk Repair Program	180,352	-	276,887
Continue funding and resolution authority for two positions consisting of one Senior Accountant II and one Accountant to support the Sidewalk Repair Incentive Rebate Program and all financial transactions related to the Sidewalk Repair Program. Funding is provided by the Sidewalk Repair Fund. Related costs consist of employee benefits.			
SG: \$180,352			
Related Costs: \$96,535			
16. Sewer Construction and Maintenance Accounts Payable	80,073	-	124,825
Continue funding and resolution authority for one Senior Accountant I to provide accounting and financial support for emergency sewer repairs, regular construction, and associated consultant contracts. One vacant Accountant is not continued. Funding is provided by the Sewer Construction and Maintenance Fund. Related costs consist of employee benefits.			
SG: \$80,073			
Related Costs: \$44,752			

Public Works Accounting

Program Changes	Direct Cost	Positions	Total Cost
Changes in Salaries, Expense, Equipment, and Special			
Continuation of Services			
17. Cost Accounting and Reconciliation Continue funding and resolution authority for one Senior Accountant I to reconcile Sewer Construction and Maintenance related expenditures. One vacant Accountant is not continued. Funding is provided by the Sewer Construction and Maintenance Fund. Related costs consist of employee benefits. <i>SG: \$80,073</i> <i>Related Costs: \$44,752</i>	80,073	-	124,825
18. Homeless Services and General Fund Accounting Support Continue funding and resolution authority for two positions consisting of one Senior Accountant I and one Accounting Clerk to provide accounting and financial support to the Homeless Roadmap Initiative, Proposition HHH, A Bridge Home Initiative, other homelessness-related projects, and hazardous waste invoicing. Related costs consist of employee benefits. <i>SG: \$148,540</i> <i>Related Costs: \$85,467</i>	148,540	-	234,007
19. MICLA Accounting Support Continue funding and resolution authority for one Senior Accountant I to provide accounting and financial support for Municipal Improvement Corporation of Los Angeles (MICLA) projects and Convention Center related MICLA projects. Partial funding is provided by the Street Lighting Maintenance Assessment Fund (\$16,015) and the Proposition C Anti-Gridlock Transit Fund (\$8,007). Related costs consist of employee benefits. <i>SG: \$80,073</i> <i>Related Costs: \$44,751</i>	80,073	-	124,824
20. SB1 Accounting Support Continue funding and resolution authority for one Senior Accountant I to provide accounting and financial support to the Road Maintenance and Rehabilitation (SB 1) Program. Funding is provided by the SB 1 Special Fund. Related costs consist of employee benefits. <i>SG: \$80,073</i> <i>Related Costs: \$44,752</i>	80,073	-	124,825

Public Works Accounting

Program Changes	Direct Cost	Positions	Total Cost
Changes in Salaries, Expense, Equipment, and Special			
Continuation of Services			
21. Industrial Waste Billings	77,487	-	121,340
Continue funding and resolution authority for one Accountant for the Sewer Construction and Maintenance Division, Industrial Waste Billings Section. Funding is provided by the Sewer Construction and Maintenance Fund. Related costs consist of employee benefits. SG: \$77,487 Related Costs: \$43,853			
Transfer of Services			
22. Contractor Payment Processing	(232,460)	(3)	(364,018)
Delete funding and regular authority for three Accountants. The Construction Payments Processing Unit will be transferred from the Board of Public Works to the Bureau of Contract Administration effective July 1, 2024. Funding was provided by the Sewer Construction Maintenance Fund. See related Bureau of Contract Administration item. Related costs consist of employee benefits. SG: (\$232,460) Related Costs: (\$131,558)			
TOTAL Public Works Accounting	(431,533)	(5)	
2023-24 Program Budget	5,735,493	50	
Changes in Salaries, Expense, Equipment, and Special	(431,533)	(5)	
2024-25 PROGRAM BUDGET	5,303,960	45	

Public Works Financial Systems

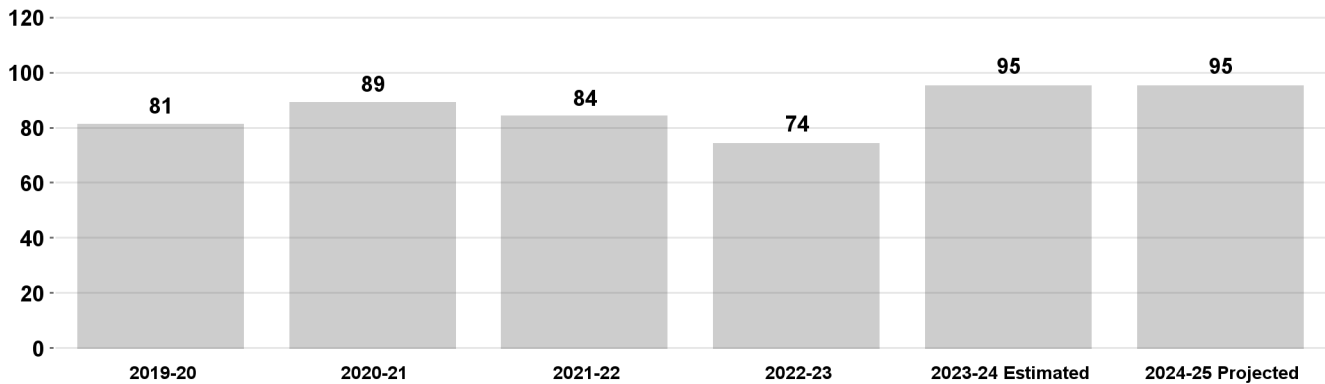
This program creates and maintains financial systems to efficiently manage financial processes within the Department of Public Works.

Program Changes	Direct Cost	Positions	Total Cost
Changes in Salaries, Expense, Equipment, and Special			
Apportionment of Changes Applicable to Various Programs	(95,585)	(1)	(143,699)
Related costs consist of employee benefits.			
SG: (\$95,585)			
Related Costs: (\$48,114)			
TOTAL Public Works Financial Systems	(95,585)	(1)	
2023-24 Program Budget	564,854	4	
Changes in Salaries, Expense, Equipment, and Special	(95,585)	(1)	
2024-25 PROGRAM BUDGET	469,269	3	

Public Works Board and Board Secretariat

This program provides overall management, direction, administrative control, and transparency of process to the public for the Department of Public Works. This program also oversees the bid and award process of construction contracts.

Percent of Board Meeting Journals Posted within 24 Hours



Program Changes	Direct Cost	Positions	Total Cost
Changes in Salaries, Expense, Equipment, and Special			
Apportionment of Changes Applicable to Various Programs	(7,751,193)	(1)	(8,359,035)
Related costs consist of employee benefits. SG: (\$1,231,593) EX: (\$6,519,600) Related Costs: (\$607,842)			
Continuation of Services			
23. Board Secretariat Clerical Support	47,636	-	81,103
Continue funding and resolution authority for one Administrative Clerk to provide clerical support for the Board Secretariat. Related costs consist of employee benefits. SG: \$47,636 Related Costs: \$33,467			
24. Mobile Pit Stop Program	-	-	-
Continue resolution authority for one Senior Management Analyst I for program management and oversight of the Mobile Pit Stop, Mobile Shower, and Skid Row Cleaning programs. Funding will be provided through interim appropriations from the Homeless Housing, Assistance, and Prevention Program.			
25. Office of Forest Management	132,633	1	195,671
Continue funding and add regular authority for one Senior Management Analyst I to support the City Forest Officer. Related costs consist of employee benefits. SG: \$132,633 Related Costs: \$63,038			

Public Works Board and Board Secretariat

Program Changes	Direct Cost	Positions	Total Cost
Changes in Salaries, Expense, Equipment, and Special			
Continuation of Services			
<p>26. Forest Management Policy and Research Continue funding and resolution authority for one Environmental Specialist II to provide technical and environmental support to the City Forest Officer. One vacant Environmental Specialist II is not continued. Related costs consist of employee benefits. SG: \$96,869 Related Costs: \$50,596</p>	96,869	-	147,465
<p>27. CleanLA Program Continue funding and resolution authority for one Senior Management Analyst I to support the CleanLA program. Continue one-time funding in the Contractual Services Account. Related costs consist of employee benefits. SG: \$53,053 EX: \$5,200,780 Related Costs: \$35,352</p>	5,253,833	-	5,289,185
<p>28. Workforce Equity Demonstration Add funding and continue resolution authority for one Senior Management Analyst I to provide administrative support for the Workforce Equity Demonstration Pilot program. Related costs consist of employee benefits. SG: \$132,633 Related Costs: \$63,038</p>	132,633	-	195,671
<p>29. Climate Emergency Mobilization Officer Continue funding and resolution authority for one Climate Emergency Mobilization Officer to lead the Climate Emergency Mobilization Office. Related costs consist of employee benefits. SG: \$163,310 Related Costs: \$73,711</p>	163,310	-	237,021
<p>30. Climate Emergency Mobilization Office Continue funding and resolution authority for two Management Analysts to support the Climate Emergency Mobilization Office and the Climate Emergency Mobilization Commission. Related costs consist of employee benefits. SG: \$196,831 Related Costs: \$102,268</p>	196,831	-	299,099
<p>31. Climate Emergency Mobilization Grants and Legislation Continue funding and resolution authority for one Senior Management Analyst I to administer grants and legislative requests for the Climate Emergency Mobilization Office. Related costs consist of employee benefits. SG: \$132,633 Related Costs: \$63,038</p>	132,633	-	195,671

Public Works Board and Board Secretariat

Program Changes	Direct Cost	Positions	Total Cost
Changes in Salaries, Expense, Equipment, and Special			
Continuation of Services			
32. CEMO Environmental Affairs Officer Continue funding and resolution authority for one Environmental Affairs Officer to execute the Heat Action Plan within the Climate Emergency Mobilization Office (CEMO). Related costs consist of employee benefits. <i>SG: \$140,269</i> <i>Related Costs: \$65,695</i>	140,269	-	205,964
33. CEMO Commission Support Continue funding and resolution authority for one Commission Executive Assistant I in the Climate Emergency Mobilization Office (CEMO) to provide clerical and administrative support the Climate Emergency Mobilization Commission. Related costs consist of employee benefits. <i>SG: \$73,480</i> <i>Related Costs: \$42,459</i>	73,480	-	115,939
TOTAL Public Works Board and Board Secretariat	(1,381,066)	-	
2023-24 Program Budget	10,950,419	23	
Changes in Salaries, Expense, Equipment, and Special	(1,381,066)	(1)	
2024-25 PROGRAM BUDGET	9,569,353	22	

Petroleum and Natural Gas Administration and Safety

This program provides for the administration of pipeline and electric utility franchises, and fulfills the role of petroleum administrator for the City.

Program Changes	Direct Cost	Positions	Total Cost
Changes in Salaries, Expense, Equipment, and Special			
Apportionment of Changes Applicable to Various Programs	(947,154)	(1)	(1,348,022)
Related costs consist of employee benefits.			
SG: (\$799,049) SAN: (\$144,105) EX: (\$4,000)			
Related Costs: (\$400,868)			
Continuation of Services			
34. Office of Petroleum Clerical Support	47,636	-	81,103
Continue funding and resolution authority for one Administrative Clerk to provide clerical support for the Office of Petroleum and Natural Gas. Related costs consist of employee benefits.			
SG: \$47,636			
Related Costs: \$33,467			
35. Oil Well Amortization Program	213,996	-	322,235
Continue funding and resolution authority for two positions consisting of one Environmental Supervisor II and one Environmental Specialist II to support the Oil Well Amortization Program. One vacant Management Analyst is not continued. Related costs consist of employee benefits.			
SG: \$213,996			
Related Costs: \$108,239			
36. Oil and Gas Well Facility Compliance Program	362,634	-	539,479
Continue funding and resolution authority for three positions consisting of one Senior Environmental Engineer, one Environmental Specialist III, and one Environmental Supervisor II to support the Oil and Gas Well Drill Site Facility Compliance Program. Related costs consist of employee benefits.			
SG: \$362,634			
Related Costs: \$176,845			
TOTAL Petroleum and Natural Gas Administration and Safety	(322,888)	(1)	
2023-24 Program Budget	1,390,799	4	
Changes in Salaries, Expense, Equipment, and Special	(322,888)	(1)	
2024-25 PROGRAM BUDGET	1,067,911	3	

**BOARD OF PUBLIC WORKS
DETAIL OF CONTRACTUAL SERVICES ACCOUNT**

2022-23 Actual Expenditures	2023-24 Adopted Budget	2023-24 Estimated Expenditures	Program/Code/Description	2024-25 Contract Amount
Office of Community Beautification - BC7401				
\$ 3,520	\$ 18,698	\$ 34,000	1. Graphics production	\$ 18,698
14,133,071	11,523,534	12,241,000	2. Graffiti abatement services.....	11,704,754
248,176	875,000	2,081,000	3. Graffiti abatement pre-apprenticeship program.....	500,000
523,705	1,670,000	1,516,000	4. Graffiti abatement strike teams.....	856,220
5,538,136	751,000	693,000	5. Clean and Green.....	751,000
9,491,034	-	2,551,000	6. Supplemental clean-up services.....	-
205,513	180,000	163,000	7. LA River Corps.....	-
1,556,399	900,000	648,000	8. Clean Streets Initiative	749,000
34,783	-	145,000	9. Tree planting.....	-
\$ 31,734,337	\$ 15,918,232	\$ 20,072,000	Office of Community Beautification Total	\$ 14,579,672
Public Works Accounting - FG7403				
\$ 21,372	\$ 42,133	\$ 226,000	10. Copiers, cell phones, machine maintenance, storage.....	\$ 42,133
\$ 21,372	\$ 42,133	\$ 226,000	Public Works Accounting Total	\$ 42,133
Public Works Board and Board Secretariat - FG7405				
\$ 105,574	\$ 73,978	\$ 81,177	11. Copiers, cell phones, machine maintenance, security, Prime Gov Solutions.....	\$ 73,978
29,005	-	9,783	12. Temporary administrative services.....	-
758,480	6,000,000	5,337,969	13. CleanLA - Adult Workforce.....	5,200,780
634,503	-	2,095,901	14. Californians For All Youth Workforce Development Grant Fund.....	-
-	-	1,112,077	15. Urban Forestry Master Plan: Community education, outreach and CalFire Grant activities.....	-
7,120,668	-	9,777,478	16. Mobile Pit-Stop Program.....	-
1,606,989	-	2,059,661	17. Skid Row cleaning program.....	-
-	-	1,622,188	18. City hygiene stations	-
-	-	578,280	19. Workforce Equity Demonstration Pilot.....	-
177,830	500,000	887,035	20. Climate emergency stakeholder engagement consultant.....	-
277,294	-	263,623	21. Climate emergency unappropriated funds.....	-
-	-	51,401	22. Tree Replacement Guarantee Fee and fee study.....	-
\$ 10,710,342	\$ 6,573,978	\$ 23,876,573	Public Works Board and Board Secretariat Total	\$ 5,274,758
\$ 42,466,051	\$ 22,534,343	\$ 44,174,573	TOTAL CONTRACTUAL SERVICES ACCOUNT	\$ 19,896,563

Board of Public Works

Position Counts					2024-25 Salary Range and Annual Salary	
2023-24	Change	2024-25	Code	Title		
<u>GENERAL</u>						
<u>Regular Positions</u>						
5	-	5	0114	Member Board of Public Works	5882(7)	(122,816 - 184,474)
2	(1)	1	1117-2	Executive Administrative Assistant II	3206(2)	(66,941 - 100,558)
1	-	1	1170	Payroll Supervisor	3634(2)	(75,877 - 114,004)
2	-	2	1201	Principal Clerk	2969(2)	(61,992 - 93,145)
2	-	2	1223	Accounting Clerk	2587(2)	(54,016 - 81,139)
2	-	2	1358	Administrative Clerk	1989(2)	(41,530 - 62,431)
5	-	5	1368	Senior Administrative Clerk	2451(2)	(51,176 - 76,880)
1	-	1	1431-4	Programmer/Analyst IV	4337(2)	(90,556 - 136,033)
27	(5)	22	1513	Accountant	2951(2)	(61,616 - 92,581)
1	-	1	1523-1	Senior Accountant I	3426(2)	(71,534 - 107,490)
11	-	11	1523-2	Senior Accountant II	3712(2)	(77,506 - 116,468)
3	-	3	1525-2	Principal Accountant II	4504(2)	(94,043 - 141,274)
1	-	1	1530-2	Risk Manager II	5410(2)	(112,960 - 169,712)
3	-	3	1537	Project Coordinator	3523(2)	(73,560 - 110,496)
2	(1)	1	1555-1	Fiscal Systems Specialist I	4714(2)	(98,428 - 147,872)
1	-	1	1593-2	Departmental Chief Accountant II	5123(2)	(106,968 - 160,713)
1	-	1	1593-4	Departmental Chief Accountant IV	6502(2)	(135,761 - 203,955)
1	-	1	1597-2	Senior Systems Analyst II	5508(2)	(115,007 - 172,719)
1	(1)	-	1681-3	Utility Rates and Policy Specialist III	6715(2)	(140,209 - 210,595)
1	-	1	1789	Motion Picture and Television Manager	6484(2)	(135,385 - 203,392)
2	-	2	1835-2	Storekeeper II	2451(2)	(51,176 - 76,880)
1	-	1	3136	Chief Forest Officer	6502(2)	(135,761 - 203,955)
1	-	1	7320	Environmental Affairs Officer	5371(2)	(112,146 - 168,459)
1	-	1	7926-4	Architectural Associate IV	4734(2)	(98,845 - 148,498)
3	1	4	9171-1	Senior Management Analyst I	4629(2)	(96,653 - 145,199)
3	(1)	2	9171-2	Senior Management Analyst II	5732(2)	(119,684 - 179,776)
1	-	1	9182	Chief Management Analyst	6502(2)	(135,761 - 203,955)
5	-	5	9184	Management Analyst	3762(2)	(78,550 - 117,992)
90	(8)	82				

AS NEEDED

To be Employed As Needed in Such Numbers as Required

0820	Administrative Trainee	1636(7)	(34,159 - 51,302)
1113	Community and Administrative Support Worker II	\$17.88/hr	

Board of Public Works

Position Counts					2024-25 Salary Range and Annual Salary	
2023-24	Change	2024-25	Code	Title		

AS NEEDED

To be Employed As Needed in Such Numbers as Required

	1502	Student Professional Worker	1471(7)	(30,714 - 46,165)
	1535-2	Administrative Intern II	1854(9)	(38,711 - 58,150)

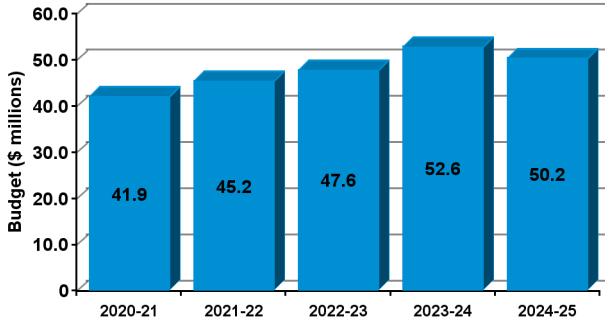
		Regular Positions					
Total		82					

BUREAU OF CONTRACT ADMINISTRATION

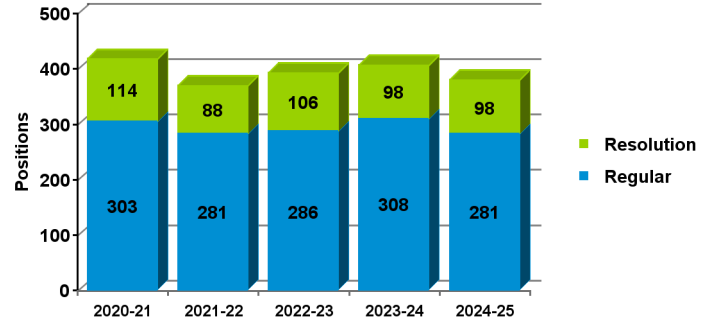
2024-25 Proposed Budget

FIVE-YEAR HISTORY OF BUDGET AND POSITION AUTHORITIES

FIVE-YEAR BUDGET HISTORY



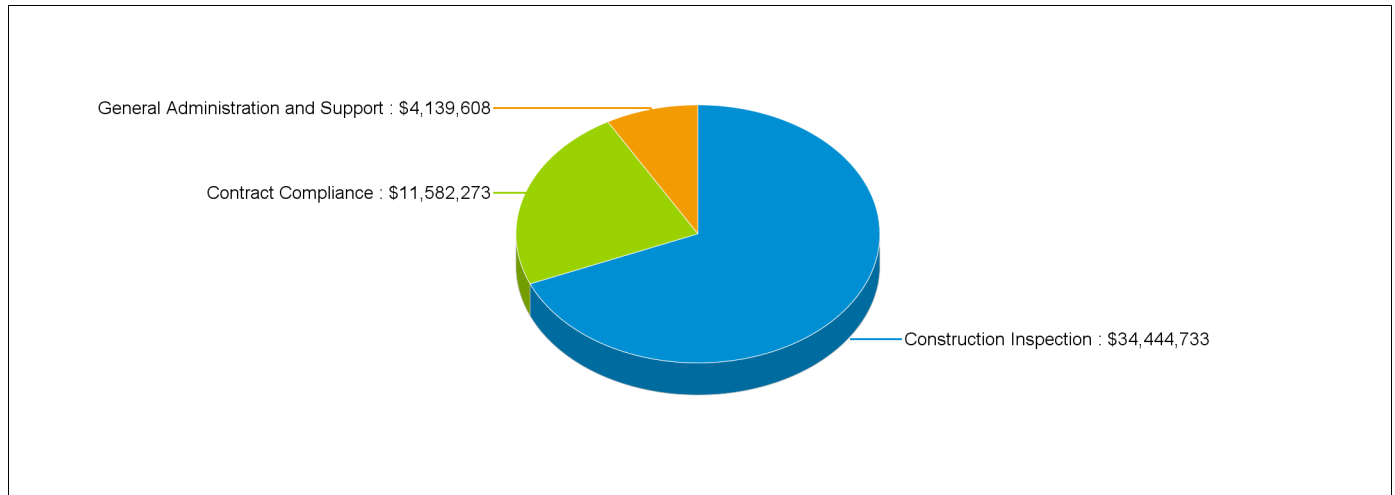
FIVE-YEAR POSITION AUTHORITY HISTORY



SUMMARY OF 2024-25 PROPOSED BUDGET CHANGES

	Total Budget			General Fund				Special Fund			
		Regular	Resolution		Regular	Resolution		Regular	Resolution		
2023-24 Adopted	\$52,638,651	308	98	\$32,334,511	61.4%	188	61	\$20,304,140	38.6%	120	37
2024-25 Proposed	\$50,166,614	281	98	\$28,757,650	57.3%	169	45	\$21,408,964	42.7%	112	53
Change from Prior Year	(\$2,472,037)	(27)	-	(\$3,576,861)		(19)	(16)	\$1,104,824		(8)	16

2024-25 FUNDING DISTRIBUTION BY PROGRAM



MAIN BUDGET ITEMS

	Funding	Positions
* Streets and Street Reconstruction	\$873,563	-
* Services to Los Angeles World Airports (LAWA)	\$1,788,300	-
* Services to the Harbor Department	\$966,456	-
* Metro Annual Work Program	\$1,678,465	-
* Transportation Grant Annual Work Program	\$866,837	-
* Access Ramps - Pavement Preservation Program	\$410,313	-
* Fair Work Week	\$1,187,873	-

Bureau of Contract Administration

Recapitulation of Changes

	Adopted Budget 2023-24	Total Budget Changes	Total Budget 2024-25
EXPENDITURES AND APPROPRIATIONS			
Salaries			
Salaries General	47,052,277	(1,568,976)	45,483,301
Salaries, As-Needed	25,000	-	25,000
Overtime General	1,723,631	(533,500)	1,190,131
Hiring Hall Salaries	305,800	(20,770)	285,030
Benefits Hiring Hall	187,258	70,000	257,258
Overtime Hiring Hall	24,950	-	24,950
Total Salaries	<u>49,318,916</u>	<u>(2,053,246)</u>	<u>47,265,670</u>
Expense			
Printing and Binding	53,504	2,746	56,250
Contractual Services	1,412,822	(532,900)	879,922
Transportation	1,165,179	5,170	1,170,349
Office and Administrative	565,307	41,310	606,617
Operating Supplies	122,923	64,883	187,806
Total Expense	<u>3,319,735</u>	<u>(418,791)</u>	<u>2,900,944</u>
Total Bureau of Contract Administration	<u>52,638,651</u>	<u>(2,472,037)</u>	<u>50,166,614</u>

Bureau of Contract Administration

Recapitulation of Changes

	Adopted Budget 2023-24	Total Budget Changes	Total Budget 2024-25
SOURCES OF FUNDS			
General Fund	32,334,511	(3,576,861)	28,757,650
Special Gas Tax Improvement Fund (Sch. 5)	518,974	(40,653)	478,321
Stormwater Pollution Abatement Fund (Sch. 7)	392,312	10,442	402,754
Sewer Capital Fund (Sch. 14)	11,919,882	91,079	12,010,961
Street Lighting Maintenance Assessment Fund (Sch. 19)	62,330	3,508	65,838
Proposition A Local Transit Assistance Fund (Sch. 26)	134,182	7,759	141,941
Proposition C Anti-Gridlock Transit Fund (Sch. 27)	4,729,540	(988,398)	3,741,142
Affordable Housing and Sustainable Communities (Sch. 29)	-	526,375	526,375
RAISE LA Fund (Sch. 29)	-	408,768	408,768
Street Damage Restoration Fee Fund (Sch. 47)	-	410,313	410,313
Sidewalk Repair Fund (Sch. 51)	1,278,841	55,409	1,334,250
Measure M Local Return Fund (Sch. 52)	1,268,079	620,222	1,888,301
Total Funds	52,638,651	(2,472,037)	50,166,614
Percentage Change			(4.70)%
Positions	308	(27)	281

Changes Applicable to Various Programs

The following changes involve two or more budgetary programs. These changes are explained below and apportioned as single entries in the affected programs. Single-program changes are shown only in the programs involved.

Program Changes	Direct Cost	Positions	Total Cost
Changes in Salaries, Expense, Equipment, and Special Obligatory Changes			
1. 2023-24 Employee Compensation Adjustment Related costs consist of employee benefits. SG: \$1,567,533 <i>Related Costs: \$546,441</i>	1,567,533	-	2,113,974
2. 2024-25 Employee Compensation Adjustment Related costs consist of employee benefits. SG: \$958,512 <i>Related Costs: \$334,140</i>	958,512	-	1,292,652
3. Change in Number of Working Days Increase funding to reflect one additional working day. There will be 261 working days in 2024-25. Related costs consist of employee benefits. SG: \$144,895 <i>Related Costs: \$50,436</i>	144,895	-	195,331
4. Full Funding for Partially Financed Positions Related costs consist of employee benefits. SG: \$850,000 <i>Related Costs: \$295,885</i>	850,000	-	1,145,885
5. Salary Step and Turnover Effect Related costs consist of employee benefits. SG: (\$460,041) <i>Related Costs: (\$160,141)</i>	(460,041)	-	(620,182)
Deletion of One-Time Services			
6. Deletion of One-Time Expense Funding Deletion of one-time Overtime General and expense funding. SOT: (\$933,500) EX: (\$1,322,536)	(2,256,036)	-	(2,256,036)
7. Restoration of One-Time Expense Funding Restore funding in the Hiring Hall Salaries and Benefits Hiring Hall accounts that was reduced on a one-time basis in the 2023-24 Budget. SHH: \$281,000 SHHFB: \$170,000	451,000	-	451,000

Program Changes	Direct Cost	Positions	Total Cost
Changes in Salaries, Expense, Equipment, and Special			
Deletion of One-Time Services			
<p>8. Deletion of Funding for Resolution Authorities</p> <p>Delete funding for 98 resolution authority positions. Resolution authorities are reviewed annually and continued only if sufficient funding is available to maintain the current service level. Related costs consist of employee benefits.</p> <p>Six positions are continued as regular positions: Office of Wage Standards Support (One position) Support CORE Certification (One position) Support Labor Compliance Section (One position) Business Intelligence and Analytics Support (One position) Accounting and Administrative Support (One position) Budget and Administration (One position)</p> <p>73 positions are continued: Streets and Street Reconstruction (Formerly Complete Streets Program Support) (Six positions) Services to Los Angeles World Airport (LAWA) (13 positions) Services to the Harbor Department (Eight positions) Services to the Department of Water and Power (DWP) (Eight positions) Metro Annual Work Program (12 positions) Affordable Housing and Sustainable Communities (Four positions) Transportation Grant Annual Work Program (Seven positions) Fair Work Week (11 positions) Freelance Worker Protection (Two positions) Hotel Worker Protection (One position) Strategic Prevailing Wage Enforcement (One position)</p> <p>Four positions are not continued: Transportation Grant Annual Work Program (Three positions) Public Way Reservation Program (One position)</p> <p>15 vacant positions are not continued as a result of the elimination of vacant positions: Services to Los Angeles World Airports (LAWA) (Six positions) Services to the Harbor Department (One position) Services to the Department of Water and Power (DWP) (One position) Transportation Grant Annual Work Program (Two positions) Strategic Prevailing Wage Enforcement (One position) Utility Electric Meter Release Program (One position) Interim Housing Inspection (Two positions) Payments and Automation (One position)</p> <p>SG: (\$11,138,572)</p>	(11,138,572)	-	(11,138,572)

Program Changes	Direct Cost	Positions	Total Cost
Changes in Salaries, Expense, Equipment, and Special			
Deletion of One-Time Services			
9. Deletion of One-Time Salary Funding Delete one-time Salaries General funding. <i>SG: (\$200,854)</i>	(200,854)	-	(200,854)
Continuation of Services			
10. Streets and Street Reconstruction Continue funding and resolution authority for six positions consisting of one Principal Construction Inspector, two Senior Construction Inspectors, two Construction Inspectors, and one Management Analyst to provide inspection, labor compliance, and business inclusion services for the Streets and Street Reconstruction Program. Continue one-time funding in the Overtime General (\$51,500), Contractual Services (\$5,500), Transportation (\$40,250), Office and Administrative (\$26,935), Operating Supplies (\$13,586), and Printing and Binding (\$3,530) accounts. Funding is provided by the Proposition C Anti-Gridlock Transit Improvement Fund (\$117,434) and Measure M Local Return Fund (\$756,129). Related costs consist of employee benefits. <i>SG: \$732,262 SOT: \$51,500 EX: \$89,801</i> <i>Related Costs: \$356,124</i>	873,563	-	1,229,687
11. Services to Los Angeles World Airports (LAWA) Continue funding and resolution authority for 13 positions consisting of one Senior Construction Inspector, three Construction Inspectors, one Compliance Program Manager I, one Senior Management Analyst II, six Management Analysts, and one Senior Administrative Clerk to provide inspection and contract compliance services on major LAWA construction projects. Six vacant positions consisting of two Senior Electrical Inspectors, two Construction Inspectors, and two Management Analysts are not continued. Continue one-time funding in the Overtime General (\$54,500), Contractual Services (\$259,000), Transportation (\$35,000), Office and Administrative (\$18,576), Operating Supplies (\$11,219), and Printing and Binding (\$2,464) accounts. All costs will be fully reimbursed by LAWA and permit fees. Related costs consist of employee benefits. <i>SG: \$1,407,541 SOT: \$54,500 EX: \$326,259</i> <i>Related Costs: \$709,318</i>	1,788,300	-	2,497,618

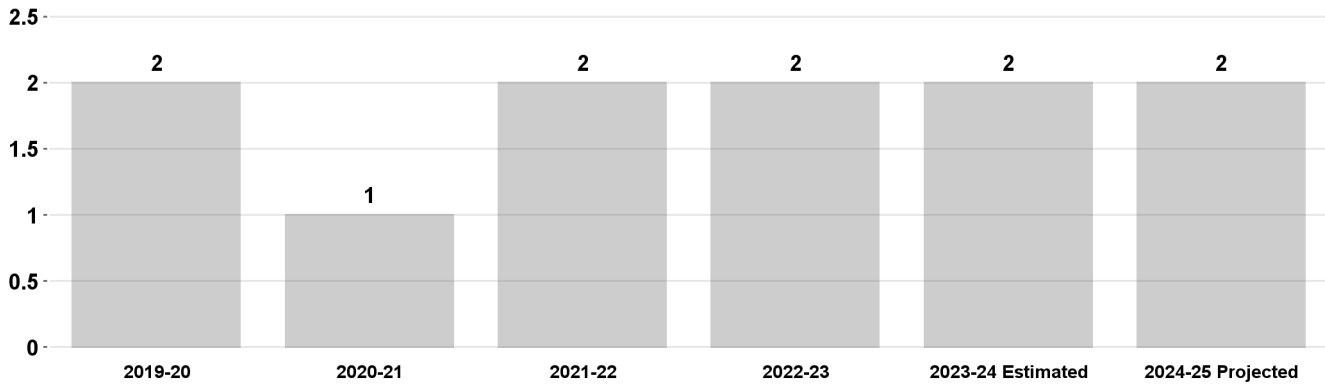
Program Changes	Direct Cost	Positions	Total Cost
Changes in Salaries, Expense, Equipment, and Special			
Continuation of Services			
12. Services to the Harbor Department Continue funding and resolution authorities for eight positions consisting of two Senior Construction Inspectors, three Construction Inspectors, and three Management Analysts to provide construction inspection and contract compliance services on major projects at the Harbor Department. One vacant Senior Construction Inspector is not continued. Continue one-time funding in the Overtime General (\$39,000), Contractual Services (\$4,500), Transportation (\$30,000), Office and Administrative (\$9,063), Operating Supplies (\$8,064), and Printing and Binding (\$2,112) accounts. All costs will be fully reimbursed by the Harbor Department. Related costs consist of employee benefits. <i>SG: \$873,717 SOT: \$39,000 EX: \$53,739</i> <i>Related Costs: \$439,127</i>	966,456	-	1,405,583
13. Services to the Department of Water and Power (DWP) Continue funding and resolution authority for eight positions consisting of two Construction Inspectors and six Management Analysts to provide inspection and compliance services on major DWP construction projects. One vacant Senior Construction Inspector is not continued. Continue one-time funding in the Overtime General (\$24,000), Contractual Services (\$4,500), Transportation (\$15,000), Office and Administrative (\$8,667), Operating Supplies (\$4,842), and Printing and Binding (\$1,056) accounts. All costs will be fully reimbursed by DWP. Related costs consist of employee benefits. <i>SG: \$769,629 SOT: \$24,000 EX: \$34,065</i> <i>Related Costs: \$402,915</i>	827,694	-	1,230,609
14. Metro Annual Work Program Continue funding and resolution authority for 12 positions consisting of five Senior Construction Inspectors, six Construction Inspectors, and one Management Analyst to support the design and construction of various rail, bus, street, and capital projects authorized as part of the Los Angeles Metropolitan Transit Authority (Metro) Annual Work Program. Continue one-time funding in Overtime General (\$107,000), Contractual Services (\$9,500), Transportation (\$86,500), Office and Administrative (\$20,984), Operating Supplies (\$22,519), and Printing and Binding (\$6,336) accounts. Front funding for the positions will be provided by the Proposition C Anti-Gridlock Transit Improvement Fund and will be fully reimbursed by Metro. See related items in the Bureau of Engineering, Street Lighting, and Street Services, and the Department of Transportation. Related costs consist of employee benefits. <i>SG: \$1,425,626 SOT: \$107,000 EX: \$145,839</i> <i>Related Costs: \$698,715</i>	1,678,465	-	2,377,180

Program Changes	Direct Cost	Positions	Total Cost
Changes in Salaries, Expense, Equipment, and Special			
Increased Services			
15. Sidewalk Repair Program Acceleration Add nine-months funding and resolution authority for six positions consisting of one Senior Construction Inspector, four Construction Inspectors, and one Senior Management Analyst I to provide inspection and labor compliance services for the Sidewalk Repair Program Acceleration Initiative. Add one-time funding in the Overtime General (\$25,125), Contractual Services (\$3,000), Transportation (\$18,750), Office and Administrative (\$27,770), Operating Supplies (\$7,613), and Printing and Binding (\$1,770) accounts. Funding is provided by the Measure M Local Return Fund. Related costs consist of employee benefits. <i>SG: \$532,987 SOT: \$25,125 EX: \$58,903</i> <i>Related Costs: \$286,796</i>	617,015	-	903,811
Efficiencies to Services			
16. Elimination of Vacant Positions Delete funding and regular authority for 33 positions as a result of the elimination of vacant positions. Resolution authority positions that are not continued as part of the elimination of vacant positions are reflected in the Deletion of Funding for Resolution Authorities item. Partial funding was provided by Sewer Capital Fund (\$672,179), Proposition C Anti-Gridlock Transit Fund (\$357,099) and Special Gas Tax Improvement Fund (\$65,901). Related costs consist of employee benefits. <i>SG: (\$3,986,941)</i> <i>Related Costs: (\$1,944,594)</i>	(3,986,941)	(33)	(5,931,535)
17. Expense Account Reduction Reduce one-time funding in the amount of \$411,100 in the Benefits Hiring Hall (\$100,000), Hiring Hall Salaries (\$301,770), and Transportation (\$9,330) accounts to reflect anticipated expenditures, which include savings achieved due to Departmental efficiencies and expenditure reductions. Partial funding was provided by the Stormwater Pollution Abatement Fund (\$9,330). <i>SHH: (\$301,770) SHHFB: (\$100,000) EX: (\$9,330)</i>	(411,100)	-	(411,100)
TOTAL CHANGES APPLICABLE TO VARIOUS PROGRAMS	(7,730,111)	(33)	

Construction Inspection

This program administers contracts and permits for construction of public works projects such as streets, bridges, sewers, storm drains, street lights, traffic signals, wastewater treatment facilities, and public buildings through inspection at sites and in plants engaged in manufacturing related construction materials. The activities include approving and processing payment for work acceptably completed; recommending acceptance of completed public improvement projects; approving subcontractors; and maintaining the legal record of construction. The program also provides inspection for recreation and parks projects and airport, port, utilities, and wastewater treatment facilities, and the installation of erosion control devices whenever grading operations create a hazard to dedicated and future streets within the City. It also provides inspection for private development work encroaching in the public right-of-way.

Number of Days for Final Retention Requests to be Processed



Program Changes

Direct Cost Positions Total Cost

Changes in Salaries, Expense, Equipment, and Special

Apportionment of Changes Applicable to Various Programs (4,621,873) (30) (3,709,353)

Related costs consist of employee benefits.

SG: (\$4,102,887) SHH: (\$20,770) SHHFB: \$70,000

SOT: (\$632,750) EX: \$64,534

Related Costs: \$912,520

Construction Inspection

Program Changes	Direct Cost	Positions	Total Cost
Changes in Salaries, Expense, Equipment, and Special			
Continuation of Services			
18. Affordable Housing and Sustainable Communities Continue funding and resolution authority for four positions consisting of one Senior Construction Inspector and three Construction Inspectors to inspect Affordable Housing Sustainable Communities (AHSC) projects. Continue one-time funding in the Overtime General (\$24,000), Contractual Services (\$2,000), Transportation (\$20,000), Office and Administrative (\$4,204), Operating Supplies (\$5,016), and Printing and Binding (\$1,408) accounts. Funding will be reimbursed by the AHSC Grant. See related Bureau of Engineering and Street Services, Housing Department, and Department of Transportation items. Related costs consist of employee benefits. <i>SG: \$469,747 SOT: \$24,000 EX: \$32,628</i> <i>Related Costs: \$231,005</i>	526,375	-	757,380
19. Transportation Grant Annual Work Program Continue funding and resolution authority for seven positions consisting of one Principal Construction Inspector, two Senior Construction Inspectors, and four Construction Inspectors to provide inspection services for the Transportation Grant Annual Work Program. Three positions consisting of two Senior Construction Inspectors and one Construction Inspector are not continued. Two vacant positions consisting of one Senior Construction Inspector and one Construction Inspector are not continued. Funding is provided by the Proposition C Anti-Gridlock Transit Improvement Fund. See related items in the Bureau of Engineering, Street Services, and Street Lighting. Related costs consist of employment benefits. <i>SG: \$866,837</i> <i>Related Costs: \$419,838</i>	866,837	-	1,286,675
Increased Services			
20. Expansion of Street and Street Reconstruction Add nine-months funding and resolution authority for five positions consisting of two Senior Construction Inspectors and three Construction Inspectors to provide inspection, labor compliance, and business inclusion services for the Streets and Street Reconstruction Program. Funding is provided by the Measure M Local Return Fund. Related costs consist of employee benefits. <i>SG: \$451,162</i> <i>Related Costs: \$241,434</i>	451,162	-	692,596

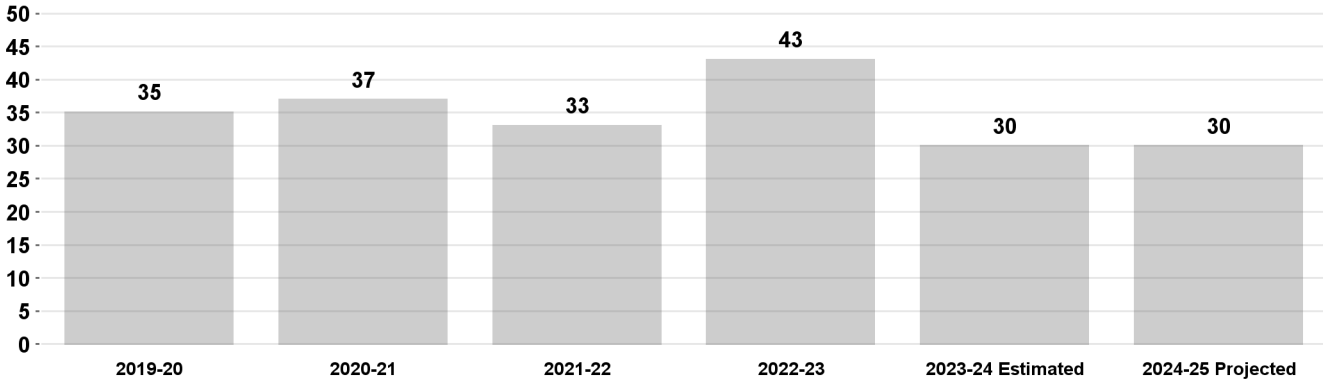
Construction Inspection

Program Changes	Direct Cost	Positions	Total Cost
Changes in Salaries, Expense, Equipment, and Special			
New Services			
21. Access Ramps - Pavement Preservation Program Add nine-months funding and resolution authority for four positions consisting of one Senior Construction Inspector and three Construction Inspectors to provide inspection services for the Access Ramps - Pavement Preservation Program. Add one-time funding in the Overtime General (\$18,000), Contractual Services (\$2,000), Transportation (\$15,000), Office and Administrative (\$15,692), Operating Supplies (\$5,895), and Printing and Binding (\$1,416) accounts. Funding is provided by the Street Damage Restoration Fee Fund. Related costs consist of employee benefits. SG: \$352,310 SOT: \$18,000 EX: \$40,003 Related Costs: \$190,149	410,313	-	600,462
22. Sidewalk And Transit Amenities Program Add nine-months funding and resolution authority for four positions consisting of one Senior Electrical Inspector and three Construction Inspectors to provide construction inspection services for the Sidewalk and Transit Amenities Program. Add one-time funding in the Overtime General (\$18,000), Contractual Services (\$2,000), Transportation (\$15,000), Office and Administrative (\$15,692), Operating Supplies (\$5,895), and Printing and Binding (\$1,416) accounts. Funding is provided by the RAISE LA Fund. Related costs consist of employee benefits. SG: \$350,765 SOT: \$18,000 EX: \$40,003 Related Costs: \$189,611	408,768	-	598,379
Other Changes or Adjustments			
23. General Services Administrative Support Add funding and regular authority for one Administrative Clerk to provide project documentation services for the Bureau's General Services Administrative Support Program. Delete funding and regular authority for one Communications Information Representative II. Related costs consist of employee benefits. SG: (\$18,347) Related Costs: (\$6,383)	(18,347)	-	(24,730)
TOTAL Construction Inspection	(1,976,765)	(30)	
2023-24 Program Budget	36,421,498	219	
Changes in Salaries, Expense, Equipment, and Special	(1,976,765)	(30)	
2024-25 PROGRAM BUDGET	34,444,733	189	

Contract Compliance

This program ensures that contractors performing under City-awarded contracts comply with City, state and federal requirements relating to affirmative action; equal employment opportunity; prevailing wage; minimum wage; paid sick leave; fair chance initiative for hiring; business inclusion for minority, women, small, emerging, local, disabled veteran, federal disadvantaged, and other business enterprises; project labor agreements (PLAs); and other labor regulations through outreach, monitoring, and enforcement activities. Additionally, this program ensures that businesses in the City of Los Angeles comply with the City's minimum wage, fair chance initiative, and paid sick leave ordinance.

Percent of Hours Worked by Local Hires at PLA Projects



Program Changes	Direct Cost	Positions	Total Cost
Changes in Salaries, Expense, Equipment, and Special			
Apportionment of Changes Applicable to Various Programs	(2,837,030)	(2)	(1,820,538)
Related costs consist of employee benefits.			
SG: (\$2,156,754) SOT: \$7,375 EX: (\$687,651)			
Related Costs: \$1,016,492			
Continuation of Services			
24. Fair Work Week	1,187,873	-	1,773,619
Continue funding and resolution authority for eleven positions consisting of one Compliance Program Manager I, two Senior Management Analyst Is, and eight Management Analysts to implement and enforce the Fair Work Week Program. Continue one-time funding in the Overtime General (\$18,500), Contractual Services (\$5,500), Office and Administrative (\$12,422), and Operating Supplies (\$1,980) accounts. Related costs consist of employee benefits.			
SG: \$1,149,471 SOT: \$18,500 EX: \$19,902			
Related Costs: \$585,746			

Contract Compliance

Program Changes	Direct Cost	Positions	Total Cost
Changes in Salaries, Expense, Equipment, and Special			
Continuation of Services			
25. Freelance Worker Protection Continue funding and resolution authority for two positions consisting of one Senior Management Analyst I and one Management Analyst to implement and administer the Freelance Worker Protections Ordinance. Continue one-time funding in the Overtime General (\$4,500), Contractual Services (\$1,000), Office and Administrative (\$2,609), and Operating Supplies (\$360) accounts. Related costs consist of employee benefits. <i>SG: \$218,977 SOT: \$4,500 EX: \$3,969</i> <i>Related Costs: \$109,972</i>	227,446	-	337,418
26. Hotel Worker Protection Continue funding and resolution authority for one Senior Management Analyst I to oversee the Hotel Worker Protection Ordinance. Add one-time funding in Overtime General (\$3,500), Contractual Services (\$500), Office and Administrative (\$1,690), and Operating Supplies (\$180) accounts. Related costs consist of employee benefits. <i>SG: \$128,255 SOT: \$3,500 EX: \$2,370</i> <i>Related Costs: \$61,515</i>	134,125	-	195,640
27. Strategic Prevailing Wage Enforcement Continue funding and resolution authority for one Management Analysts to provide labor compliance services for the Strategic Enforcement Program. One vacant Management Analyst is not continued. Continue one-time funding in the Overtime General (\$1,000), Contractual Services (\$500), Office and Administrative (\$919), and Operating Supplies (\$180) accounts. Related costs consist of employee benefits. <i>SG: \$90,722 SOT: \$1,000 EX: \$1,599</i> <i>Related Costs: \$48,457</i>	93,321	-	141,778
28. Office of Wage Standards Support Continue funding and add regular authority for one Senior Systems Analyst I to support the Office of Wage Standards worker protection programs. Continue funding in the Overtime General (\$1,000), Contractual Services (\$900), Office and Administrative (\$1,606), and Operating Supplies (\$641) accounts. Related costs consist of employee benefits. <i>SG: \$132,644 SOT: \$1,000 EX: \$3,147</i> <i>Related Costs: \$63,042</i>	136,791	1	199,833

Contract Compliance

Program Changes	Direct Cost	Positions	Total Cost
Changes in Salaries, Expense, Equipment, and Special			
Continuation of Services			
29. Support CORE Certification Continue funding and add regular authority for one Administrative Clerk to provide administrative support for the Local Business Preference Program and CORE Certification Section. Continue funding in the Overtime General (\$1,000), Contractual Services (\$500), Office and Administrative (\$635), and Operating Supplies (\$180) accounts. Related costs consist of employee benefits. <i>SG: \$52,904 SOT: \$1,000 EX: \$1,315</i> <i>Related Costs: \$35,300</i>	55,219	1	90,519
30. Support Labor Compliance Section Continue funding and add regular authority for one Administrative Clerk to provide administrative support for the Online Certified Payment System and to the Labor Compliance Section. Continue funding in the Overtime General (\$1,000), Contractual Services (\$500), Office and Administrative (\$635), and Operating Supplies (\$180) accounts. Related costs consist of employee benefits. <i>SG: \$52,904 SOT: \$1,000 EX: \$1,315</i> <i>Related Costs: \$35,300</i>	55,219	1	90,519
TOTAL Contract Compliance	(947,036)	1	
2023-24 Program Budget	12,529,309	63	
Changes in Salaries, Expense, Equipment, and Special	(947,036)	1	
2024-25 PROGRAM BUDGET	11,582,273	64	

General Administration and Support

This program provides management and administrative support including budget development, fiscal monitoring, records management, personnel administration, and systems and clerical support.

Program Changes	Direct Cost	Positions	Total Cost
Changes in Salaries, Expense, Equipment, and Special			
Apportionment of Changes Applicable to Various Programs Related costs consist of employee benefits. <i>SG: (\$264,065) SOT: (\$7,000) EX: (\$143)</i> <i>Related Costs: \$86,150</i>	(271,208)	(1)	(185,058)
Continuation of Services			
31. Business Intelligence and Analytics Support Continue funding and add regular authority for one Management Analyst to perform data analysis and reporting for the Wastewater Program. Continue funding in the Overtime General (\$1,000), Contractual Services (\$500), Office and Administrative (\$919), and Operating Supplies (\$180) accounts. Funding is provided by the Sewer Construction and Maintenance Fund. Related costs consist of employee benefits. <i>SG: \$90,722 SOT: \$1,000 EX: \$1,599</i> <i>Related Costs: \$48,457</i>	93,321	1	141,778
32. Accounting and Administrative Support Continue funding and add regular authority for one Accounting Clerk to support revenue recovery activities for the Administrative Services Division. Continue funding in the Overtime General (\$500), Contractual Services (\$500), Office and Administrative (\$1,088), and Operating Supplies (\$410) accounts. Related costs consist of employee benefits. <i>SG: \$62,047 SOT: \$500 EX: \$1,998</i> <i>Related Costs: \$38,481</i>	64,545	1	103,026
33. Budget and Administration Continue funding and add regular authority for one Senior Management Analyst II to provide support for contracts, business outreach, and other financial matters for the Offices of Contract Compliance and Wage Standards. Continue funding in the Overtime General (\$500), Contractual Services (\$500), Office and Administrative (\$1,089), and Operating Supplies (\$411) accounts. Related costs consist of employee benefits. <i>SG: \$153,233 SOT: \$500 EX: \$2,000</i> <i>Related Costs: \$70,205</i>	155,733	1	225,938

General Administration and Support

Program Changes	Direct Cost	Positions	Total Cost
Changes in Salaries, Expense, Equipment, and Special			
New Services			
34. Contractor Payment Processing Add nine-months funding and resolution authority for six positions consisting of one Senior Management Analyst I, one Management Analyst, and four Accounting Clerks to establish a construction payments processing unit. Add one-time funding in the Overtime General (\$1,275), Contractual Services (\$600), Office and Administrative (\$9,631), and Operating Supplies (\$293) accounts. Partial funding is provided by the Sewer Capital Fund (\$327,499). See related Board of Public Works item. Related costs consist of employee benefits. <i>SG: \$350,377 SOT: \$6,375 EX: \$52,621</i> <i>Related Costs: \$223,266</i>	409,373	-	632,639
TOTAL General Administration and Support	451,764	2	
2023-24 Program Budget	3,687,844	26	
Changes in Salaries, Expense, Equipment, and Special	451,764	2	
2024-25 PROGRAM BUDGET	4,139,608	28	

**BUREAU OF CONTRACT ADMINISTRATION
DETAIL OF CONTRACTUAL SERVICES ACCOUNT**

2022-23 Actual Expenditures	2023-24 Adopted Budget	2023-24 Estimated Expenditures	Program/Code/Description	2024-25 Contract Amount
Construction Inspection - FG7601				
\$ 11,635	\$ 35,000	\$ 35,000	1. Rental and maintenance of photocopiers.....	\$ 35,000
97,919	112,228	99,000	2. Software maintenance agreements.....	240,728
-	1,000	1,000	3. Records storage.....	1,000
-	-	-	4. Business research service.....	-
<u>\$ 109,554</u>	<u>\$ 148,228</u>	<u>\$ 135,000</u>	Construction Inspection Total	<u>\$ 276,728</u>
Contract Compliance - FG7602				
\$ 4,449	\$ 8,000	\$ 8,000	5. Rental and maintenance of photocopiers.....	\$ 8,000
-	200	-	6. Maintenance of electronic typewriters.....	-
55,071	227,375	77,000	7. Software maintenance agreements.....	135,438
-	1,000	1,000	8. Records storage.....	1,000
12,640	39,463	40,000	9. Business research service.....	25,000
122,437	977,000	830,000	10. Outreach services.....	420,100
<u>\$ 194,597</u>	<u>\$ 1,253,038</u>	<u>\$ 956,000</u>	Contract Compliance Total	<u>\$ 589,538</u>
General Administration and Support - FG7650				
\$ 1,283	\$ 1,900	\$ 1,900	11. Rental and maintenance of photocopiers.....	\$ 2,500
75,926	9,656	8,100	12. Software maintenance agreements.....	11,156
-	-	-	13. Business research service.....	-
<u>\$ 77,209</u>	<u>\$ 11,556</u>	<u>\$ 10,000</u>	General Administration and Support Total	<u>\$ 13,656</u>
<u>\$ 381,360</u>	<u>\$ 1,412,822</u>	<u>\$ 1,101,000</u>	TOTAL CONTRACTUAL SERVICES ACCOUNT	<u>\$ 879,922</u>

Bureau of Contract Administration

Position Counts

2023-24	Change	2024-25	Code	Title	2024-25 Salary Range and Annual Salary	
<u>GENERAL</u>						
<u>Regular Positions</u>						
1	-	1	0202	Inspector of Public Works		(314,891)
1	(1)	-	1117-2	Executive Administrative Assistant II	3206(2)	(66,941 - 100,558)
1	-	1	1117-3	Executive Administrative Assistant III	3437(2)	(71,764 - 107,803)
1	-	1	1170	Payroll Supervisor	3634(2)	(75,877 - 114,004)
1	-	1	1201	Principal Clerk	2969(2)	(61,992 - 93,145)
2	1	3	1223	Accounting Clerk	2587(2)	(54,016 - 81,139)
1	3	4	1358	Administrative Clerk	1989(2)	(41,530 - 62,431)
10	-	10	1368	Senior Administrative Clerk	2451(2)	(51,176 - 76,880)
4	(1)	3	1461-2	Communications Information Representative II	2451(2)	(51,176 - 76,880)
1	-	1	1470	Data Base Architect	5247(2)	(109,557 - 164,576)
2	-	2	1539	Management Assistant	2678(2)	(55,916 - 84,021)
5	-	5	1596	Systems Analyst	3762(2)	(78,550 - 117,992)
3	1	4	1597-1	Senior Systems Analyst I	4451(2)	(92,936 - 139,624)
1	-	1	1597-2	Senior Systems Analyst II	5508(2)	(115,007 - 172,719)
1	-	1	2496	Community Affairs Advocate	5410(2)	(112,960 - 169,712)
6	(1)	5	4208-4	Assistant Inspector IV	2980(10)	(62,222 - 93,438)
6	(1)	5	4223	Senior Electrical Inspector	4074(8)	(85,065 - 127,785)
1	-	1	7237	Civil Engineer	4734(2)	(98,845 - 148,498)
118	(15)	103	7291	Construction Inspector	3676(8)	(76,754 - 115,299)
63	(10)	53	7294	Senior Construction Inspector	4086(8)	(85,315 - 128,182)
5	(1)	4	7296	Chief Construction Inspector	6684(2)	(139,561 - 209,656)
13	(2)	11	7297	Principal Construction Inspector	4842(2)	(101,100 - 151,881)
2	-	2	7298	Assistant Director Bureau Contract Administration	7163(2)	(149,563 - 224,668)
4	-	4	9165-1	Compliance Program Manager I	5534(2)	(115,549 - 173,596)
2	-	2	9165-2	Compliance Program Manager II	6502(2)	(135,761 - 203,955)
9	-	9	9171-1	Senior Management Analyst I	4629(2)	(96,653 - 145,199)
-	1	1	9171-2	Senior Management Analyst II	5732(2)	(119,684 - 179,776)
1	-	1	9182	Chief Management Analyst	6502(2)	(135,761 - 203,955)
43	(1)	42	9184	Management Analyst	3762(2)	(78,550 - 117,992)
308	(27)	281				

AS NEEDED

To be Employed As Needed in Such Numbers as Required

1223	Accounting Clerk	2587(2)	(54,016 - 81,139)
------	------------------	---------	-------------------

Bureau of Contract Administration

Position Counts					2024-25 Salary Range and Annual Salary	
2023-24	Change	2024-25	Code	Title		
<u>AS NEEDED</u>						
<u>To be Employed As Needed in Such Numbers as Required</u>						
			1328	Hearing Officer	3139(2)	(65,542 - 98,449)
			1358	Administrative Clerk	1989(2)	(41,530 - 62,431)
			1535-1	Administrative Intern I	1701(9)	(35,516 - 53,348)
			1535-2	Administrative Intern II	1854(9)	(38,711 - 58,150)
<u>HIRING HALL</u>						
<u>Hiring Hall to be Employed As Needed in Such Numbers as Required</u>						
			0896	Building Operating Engineer - Hiring Hall		\$18/hr
		<u>Regular Positions</u>				
Total		281				

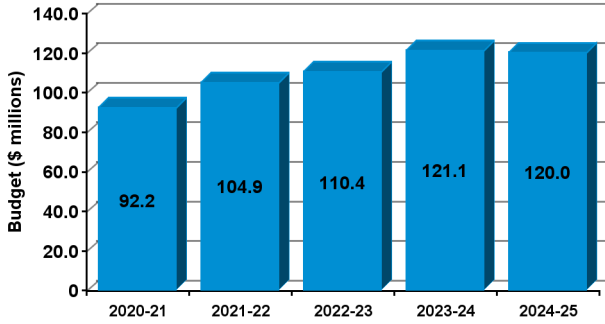
THIS PAGE INTENTIONALLY LEFT BLANK

BUREAU OF ENGINEERING

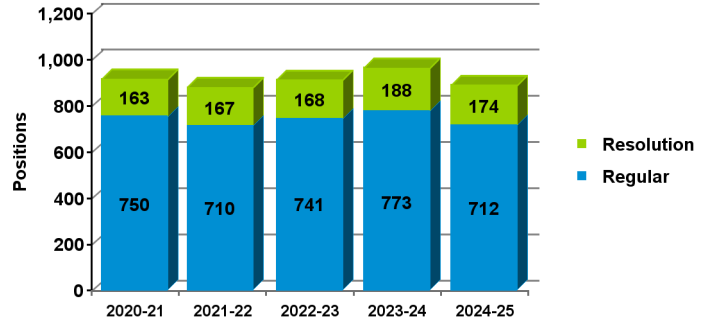
2024-25 Proposed Budget

FIVE-YEAR HISTORY OF BUDGET AND POSITION AUTHORITIES

FIVE-YEAR BUDGET HISTORY



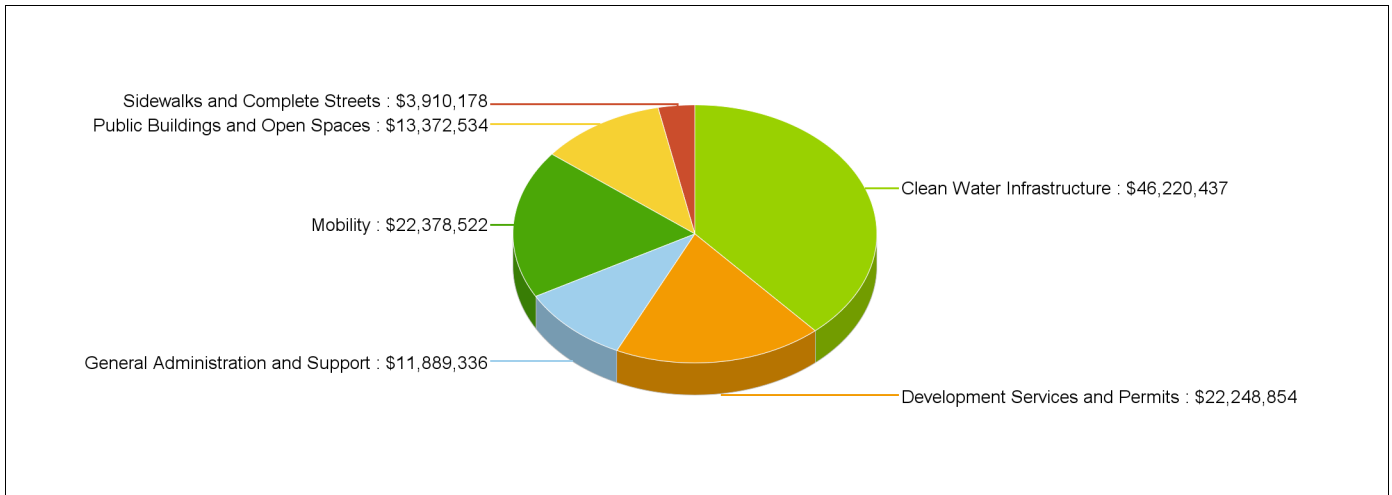
FIVE-YEAR POSITION AUTHORITY HISTORY



SUMMARY OF 2024-25 PROPOSED BUDGET CHANGES

	Total Budget			General Fund			Special Fund		
		Regular	Resolution		Regular	Resolution		Regular	Resolution
2023-24 Adopted	\$121,085,028	773	188	\$44,621,989 36.9%	291	93	\$76,463,039 63.1%	482	95
2024-25 Proposed	\$120,019,861	712	174	\$44,808,683 37.3%	270	75	\$75,211,178 62.7%	442	99
Change from Prior Year	(\$1,065,167)	(61)	(14)	\$186,694	(21)	(18)	(\$1,251,861)	(40)	4

2024-25 FUNDING DISTRIBUTION BY PROGRAM



MAIN BUDGET ITEMS

	Funding	Positions
* Engineering Design Services	\$140,945	-
* Street Design Manual and Standards Multi-Modal Modernization	\$221,792	-
* Construction Management for AHSC Grant Projects	\$589,777	-
* Metro Annual Work Program Admin Support	\$213,554	-
* Sidewalk Access Request Support	\$1,332,394	-

Recapitulation of Changes

	Adopted Budget 2023-24	Total Budget Changes	Total Budget 2024-25
EXPENDITURES AND APPROPRIATIONS			
Salaries			
Salaries General	113,223,774	565,610	113,789,384
Salaries, As-Needed	350,000	-	350,000
Overtime General	1,317,246	-	1,317,246
Hiring Hall Salaries	462,500	(137,500)	325,000
Benefits Hiring Hall	187,500	(12,500)	175,000
Total Salaries	<u>115,541,020</u>	<u>415,610</u>	<u>115,956,630</u>
Expense			
Printing and Binding	91,402	(69,873)	21,529
Construction Expense	52,362	-	52,362
Contractual Services	2,824,527	(426,000)	2,398,527
Field Equipment Expense	66,629	(30,000)	36,629
Transportation	99,252	(40,000)	59,252
Office and Administrative	1,816,751	(660,616)	1,156,135
Operating Supplies	243,085	(50,000)	193,085
Total Expense	<u>5,194,008</u>	<u>(1,276,489)</u>	<u>3,917,519</u>
Equipment			
Furniture, Office, and Technical Equipment	350,000	(350,000)	-
Transportation Equipment	-	145,712	145,712
Total Equipment	<u>350,000</u>	<u>(204,288)</u>	<u>145,712</u>
Total Bureau of Engineering	<u>121,085,028</u>	<u>(1,065,167)</u>	<u>120,019,861</u>

Recapitulation of Changes

	Adopted Budget 2023-24	Total Budget Changes	Total Budget 2024-25
SOURCES OF FUNDS			
General Fund	44,621,989	186,694	44,808,683
Special Gas Tax Improvement Fund (Sch. 5)	5,020,410	(542,829)	4,477,581
Stormwater Pollution Abatement Fund (Sch. 7)	3,971,170	(586,875)	3,384,295
Mobile Source Air Pollution Reduction Fund (Sch. 10)	136,372	(136,372)	-
Sewer Capital Fund (Sch. 14)	48,950,336	(699,526)	48,250,810
Street Lighting Maintenance Assessment Fund (Sch. 19)	78,715	7,514	86,229
Telecommunications Development Fund (Sch. 20)	117,231	2,264	119,495
Proposition C Anti-Gridlock Transit Fund (Sch. 27)	8,733,149	1,308,050	10,041,199
Building and Safety Building Permit Fund (Sch. 40)	20,000	-	20,000
Street Damage Restoration Fee Fund (Sch. 47)	1,105,965	(362,965)	743,000
Measure R Local Return Fund (Sch. 49)	648,031	(218,513)	429,518
Sidewalk Repair Fund (Sch. 51)	3,476,529	370,558	3,847,087
Measure M Local Return Fund (Sch. 52)	2,381,680	(282,483)	2,099,197
Measure W Local Return Fund (Sch. 55)	1,823,451	(110,684)	1,712,767
Total Funds	121,085,028	(1,065,167)	120,019,861
Percentage Change			(0.88)%
Positions	773	(61)	712

Changes Applicable to Various Programs

The following changes involve two or more budgetary programs. These changes are explained below and apportioned as single entries in the affected programs. Single-program changes are shown only in the programs involved.

Program Changes	Direct Cost	Positions	Total Cost
Changes in Salaries, Expense, Equipment, and Special Obligatory Changes			
1. 2023-24 Employee Compensation Adjustment Related costs consist of employee benefits. SG: \$4,067,563 Related Costs: \$1,417,956	4,067,563	-	5,485,519
2. 2024-25 Employee Compensation Adjustment SG: \$2,543,488 Related Costs: \$886,659	2,543,488	-	3,430,147
3. Change in Number of Working Days Increase funding to reflect one additional working day. There will be 261 working days in 2024-25. Related costs consist of employee benefits. SG: \$373,027 Related Costs: \$129,850	373,027	-	502,877
4. Full Funding for Partially Financed Positions Related costs consist of employee benefits. SG: \$326,153 Related Costs: \$113,534	326,153	-	439,687
5. Salary Step and Turnover Effect Related costs consist of employee benefits. SG: \$745,500 Related Costs: \$259,511	745,500	-	1,005,011
Deletion of One-Time Services			
6. Deletion of One-Time Expense Funding Delete one-time Salaries, As-Needed, Overtime General, Hiring Hall Salaries, Hiring Hall Benefits, and expense funding. SAN: (\$350,000) SHH: (\$137,500) SHHFB: (\$12,500) SOT: (\$300,973) EX: (\$2,142,500)	(2,943,473)	-	(2,943,473)
7. Deletion of One-Time Equipment Funding Delete one-time funding for equipment purchases. EQ: (\$350,000)	(350,000)	-	(350,000)
8. Deletion of Funding for Resolution Authorities Delete funding for 188 resolution authority positions. Resolution authorities are reviewed annually and continued only if sufficient funding is available to maintain the current service level. Related costs consist of employee benefits.	(16,929,008)	-	(24,984,327)

152 positions are continued:
LAWA Landside Access Modernization Program (Three positions)

Program Changes	Direct Cost	Positions	Total Cost
Changes in Salaries, Expense, Equipment, and Special			
Deletion of One-Time Services			
Revocable Permits Position (One position)			
BuildLA Management and Coordination (One position)			
LAWA Structural and Permit Plan Review (Four positions)			
Clean Water Program Support (Two positions)			
Engineering Design Services (One position)			
DWP Stormwater Capture Parks Projects (Six positions)			
Measure W Project Support (One position)			
Metro Annual Work Program (26 positions)			
Transportation Grant Annual Work Program (22 positions)			
Active Transportation Program Delivery (Seven positions)			
Vision Zero Program (Two positions)			
Seventh Street Streetscape Improvements Project (One position)			
Zelzah Avenue Improvements Project (One position)			
Grant Funded Projects Support (Five positions)			
Failed Street Reconstruction (Three positions)			
State Route 710 Mobility Improvement Projects (Four positions)			
Federal Infrastructure Bill Bridge Program (One position)			
Construction Management for Street Improvement (Three positions)			
Potrero Canyon Pedestrian Bridge and Colorado Blvd. (One position)			
Traffic Signals Program (Two positions)			
Affordable Housing and Sustainable Communities (Three positions)			
Street Improvement (Seven positions)			
Crosswalk Upgrade Program Support (One position)			
AHSC Grant Projects Support (Five positions)			
Bridge Program Strategic Plan and Grant Planning (One position)			
Sidewalk Access Request Support (10 positions)			
Los Angeles River Design & Project Management (Two positions)			
Sixth Street Engineering Projects (Two positions)			
Recreation and Parks Project Support (Two positions)			
Pio Pico Library Pocket Park (One position)			
Project Management Support for Proposition K (Two positions)			
Construction Support for Sixth Street PARC Project (Two positions)			
Financial and Administrative Support for Homeless (One position)			
Municipal Facilities Projects Support (Six positions)			
Proposition K and Recreation and Parks Projects Support (One position)			
Homelessness Facilities Projects Support (One position)			
Design Support for Zoo Department Capital Program (One position)			
Support for the Decarbonization of City Buildings (Three positions)			

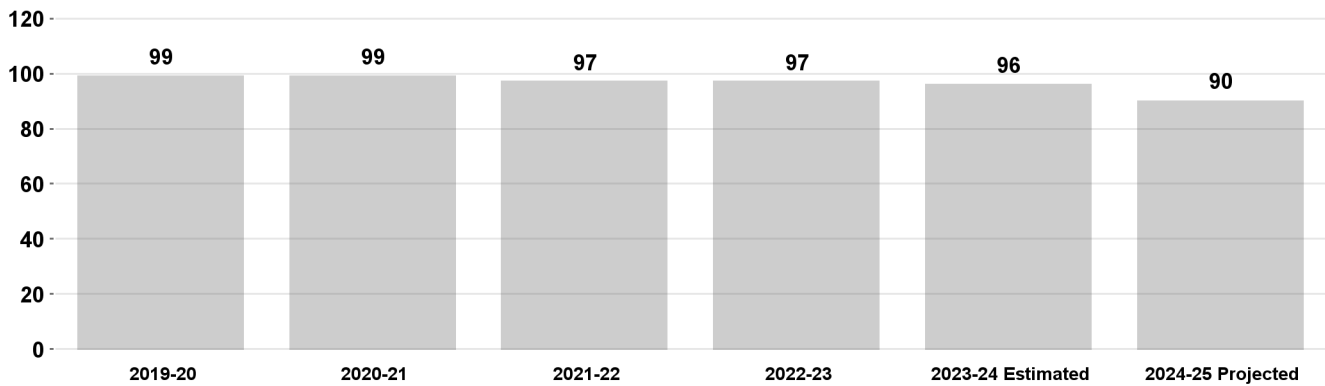
Program Changes	Direct Cost	Positions	Total Cost
Changes in Salaries, Expense, Equipment, and Special			
Deletion of One-Time Services			
Public Right of Way Reservation Active Management (One position)			
Strategic Planning and Implementation (One position)			
Financial Management and Data Analytics Program (One position)			
Public Right of Way Reservation System (One position)			
One position is not continued: Accelerated Hiring Support (One position)			
35 vacant positions are not continued as a result of the elimination of vacant positions:			
BuildLA Management and Coordination (Two positions)			
Measure W Project Support (Two positions)			
Active Transportation Program Delivery (One position)			
Grant Funded Projects Support (Five positions)			
Traffic Signals Program (One position)			
AHSC Grant Projects Support (One position)			
Sidewalk Access Request Support (One position)			
Support for the Decarbonization of City Buildings (One position)			
Public Right of Way Reservation Active Management (One position)			
Financial Management and Data Analytics Program (One position)			
Accelerated Hiring Support (19 positions)			
<i>SG: (\$16,929,008)</i>			
<i>Related Costs: (\$8,055,319)</i>			
9. Deletion of One-Time Salary Funding	(3,343,169)	-	(3,343,169)
Delete one-time Salaries General funding.			
<i>SG: (\$3,343,169)</i>			

Program Changes	Direct Cost	Positions	Total Cost
Changes in Salaries, Expense, Equipment, and Special			
Efficiencies to Services			
10. General Fund Salary Savings Rate Adjustment Increase the Department's General Fund salary savings rate by one percent from six percent to seven percent to reflect anticipated levels of attrition and vacancies. Related costs consist of employee benefits. <i>SG: (\$432,783)</i> <i>Related Costs: (\$150,868)</i>	(432,783)	-	(583,651)
11. Expense Account Reduction Reduce one-time funding in the amount of \$328,239 in the Printing and Binding (\$69,873), Field Equipment Expense (\$30,000), Transportation (\$40,000), Office and Administrative (\$138,366), and Operating Supplies (\$50,000) accounts to reflect anticipated expenditures, which include savings achieved due to Departmental efficiencies and expenditure reductions. Partial funding was provided by the Stormwater Pollution Abatement Fund (\$21,587). <i>EX: (\$328,239)</i>	(328,239)	-	(328,239)
12. Elimination of Vacant Positions Delete funding and regular authority for 60 positions as a result of the elimination of vacant positions. Resolution authority positions that are not continued as part of the elimination of vacant positions are reflected in the Deletion of Funding for Resolution Authorities item. Partial funding was provided by the Special Gas Tax Improvement Fund (\$754,819), Street Damage Restoration Fee Fund (\$104,423), Stormwater Pollution Abatement Fund (\$597,430), Mobile Source Air Pollution Reduction Fund (\$137,439) and Sewer Capital Fund (\$2,374,501). Related costs consist of employee benefits. <i>SG: (\$5,901,950)</i> <i>Related Costs: (\$3,066,148)</i>	(5,901,950)	(60)	(8,968,098)
Other Changes or Adjustments			
13. Building Permit Processing Add funding and regular authority for two Civil Engineering Associate IIs. Delete funding and regular authority for three positions consisting of two Civil Engineering Drafting Technicians and one Office Engineering Technician II. The salary cost difference will be absorbed by the Department.	-	(1)	-
TOTAL CHANGES APPLICABLE TO VARIOUS PROGRAMS	(22,172,891)	(61)	

Development Services and Permits

This program provides fee-supported permits and pre-development and engineering services to private developers that are primarily related to infrastructure improvements within the public right-of-way, which are conditions of approval for development projects. Additional services include utility permits; private plan checking; public counter services; and land, aerial, topographic, geodetic, and global positioning system (GPS) surveys and maps.

Percent of A Permits Issued within 60 Minutes



Program Changes

Direct Cost Positions Total Cost

Changes in Salaries, Expense, Equipment, and Special

Apportionment of Changes Applicable to Various Programs	(1,526,258)	(11)	(2,152,083)
Related costs consist of employee benefits.			
SG: (\$1,403,693) EX: (\$122,565)			
Related Costs: (\$625,825)			

Development Services and Permits

Program Changes	Direct Cost	Positions	Total Cost
Changes in Salaries, Expense, Equipment, and Special			
Continuation of Services			
14. LAWA Landside Access Modernization Program Continue funding and resolution authority for three positions consisting of one Principal Civil Engineer, one Senior Civil Engineer, and one Civil Engineer to support the Los Angeles World Airports (LAWA) Landside Access Modernization Program. Continue one-time funding in the Office and Administrative Account. These positions will be fully reimbursed by the Department of Airports. Related costs consist of employee benefits. <i>SG: \$489,357 EX: \$2,250</i> <i>Related Costs: \$220,932</i>	491,607	-	712,539
15. Revocable Permits Continue funding and resolution authority for one Civil Engineer to transition over 1,600 Sidewalk Dining Temporary Use Authorizations issued during the LA AI Fresco program to Revocable Permits. Continue one-time funding in the Office and Administrative Account. This position will be fully reimbursed by permit fees. Related costs consist of employee benefits. <i>SG: \$137,274 EX: \$750</i> <i>Related Costs: \$64,653</i>	138,024	-	202,677
16. BuildLA Management and Coordination Continue funding and resolution authority for one Senior Systems Analyst I to support the BuildLA Project. Two vacant positions consisting of one Civil Engineer and one Programmer/Analyst III are not continued. Related costs consists of employee benefits. <i>SG: \$116,992</i> <i>Related Costs: \$57,597</i>	116,992	-	174,589
17. LAWA Structural and Permit Plan Review Continue funding and resolution authority for four positions consisting of one Structural Engineer, one Civil Engineer, and two Civil Engineering Associate IVs to perform structural plan check and detailed permit review for the Los Angeles World Airports (LAWA). Continue one-time funding in the Office and Administrative Account. These positions will be fully reimbursed by the Department of Airports. Related costs consist of employee benefits. <i>SG: \$554,461 EX: \$3,000</i> <i>Related Costs: \$260,477</i>	557,461	-	817,938

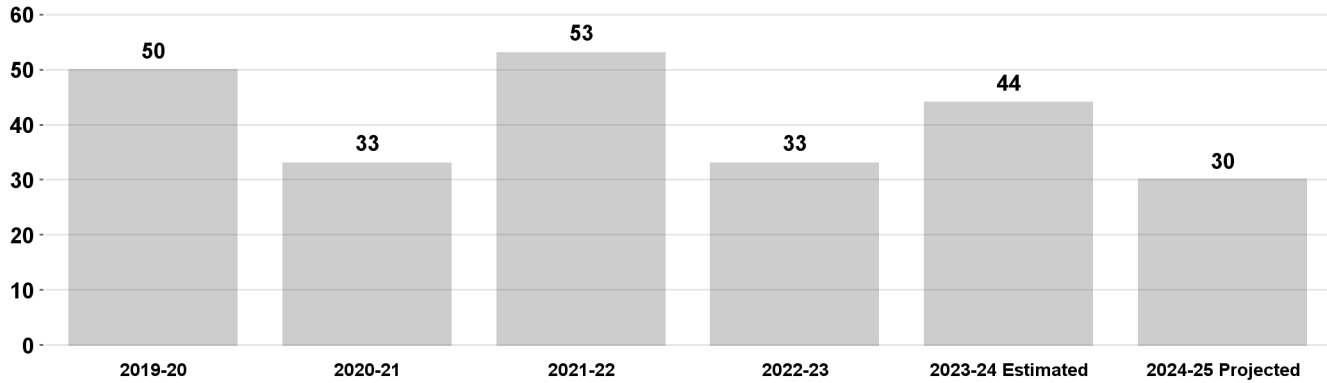
Development Services and Permits

Program Changes	Direct Cost	Positions	Total Cost
Changes in Salaries, Expense, Equipment, and Special			
Increased Services			
18. Additional Support for Airport Infrastructure Review Add nine-months funding and resolution authority for three positions consisting of one Management Analyst and two Civil Engineering Associate IIs, subject to pay grade determination by the Office of the City Administrative Officer, Employee Relations Division, to support the Airport Infrastructure Review Division. Add one-time funding in Office and Administrative account. These positions will be fully reimbursed by the Department of Airports. Related costs consist of employee benefits. <i>SG: \$242,787 EX: \$17,250</i> <i>Related Costs: \$135,150</i>	260,037	-	395,187
19. Engineering Expertise for DWP Permits Add nine-months funding and resolution authority for two Civil Engineering Associate IIs, subject to pay grade determination by the Office of the City Administrative Officer, Employee Relations Division, to provide expertise and technical support for Department of Water and Power (DWP) related permits. Add one-time funding in the Office and Administrative account. These positions will be fully reimbursed by DWP. Related costs consist of employee benefits. <i>SG: \$127,275 EX: \$11,500</i> <i>Related Costs: \$78,069</i>	138,775	-	216,844
20. BuildLA Programming Staff for GIS Division Add nine-months funding and resolution authority for one Programmer/Analyst I, subject to pay grade determination by the Office of the City Administrative Officer, Employee Relations Division, to support the BuildLA project. Related costs consist of employee benefits. <i>SG: \$64,637</i> <i>Related Costs: \$39,382</i>	64,637	-	104,019
Other Changes or Adjustments			
21. Support for the Valley District Office Add funding and regular authority for one Management Analyst. Delete funding and regular authority for one Senior Civil Engineering Drafting Technician. The salary cost difference will be absorbed by the Department.	-	-	-
TOTAL Development Services and Permits	241,275	(11)	
2023-24 Program Budget	22,007,579	171	
Changes in Salaries, Expense, Equipment, and Special	241,275	(11)	
2024-25 PROGRAM BUDGET	22,248,854	160	

Clean Water Infrastructure

This program provides the following services: Design and construction of wastewater and sewage disposal facilities, stormwater drainage systems and facilities, and emergency sewer and storm drain repair response services.

Number of Completed Clean Water Capital Projects



Program Changes	Direct Cost	Positions	Total Cost
Changes in Salaries, Expense, Equipment, and Special			
Apportionment of Changes Applicable to Various Programs	(3,013,927)	(29)	(3,993,077)
Related costs consist of employee benefits.			
SG: (\$2,571,093) EX: (\$442,834)			
Related Costs: (\$979,150)			
Continuation of Services			
22. Clean Water Program Support	228,102	-	341,249
Continue funding and resolution authority for two positions consisting of one Senior Management Analyst I and one Management Analyst to provide administrative support for the Proposition O Clean Water Bond Program. Related costs consist of employee benefits.			
SG: \$228,102			
Related Costs: \$113,147			
23. Engineering Design Services	140,945	-	206,614
Continue funding and resolution authority for one Civil Engineer to provide design engineering services on major sewer rehabilitation projects. Continue one-time funding in the Office and Administrative Account. Funding is provided by the Sewer Construction and Maintenance Fund. Related costs consist of employee benefits.			
SG: \$140,195 EX: \$750			
Related Costs: \$65,669			

Clean Water Infrastructure

Program Changes	Direct Cost	Positions	Total Cost
Changes in Salaries, Expense, Equipment, and Special			
Continuation of Services			
<p>24. DWP Stormwater Capture Parks Projects</p> <p>Continue funding and resolution authority for six positions consisting of one Senior Civil Engineer, three Civil Engineers, one Civil Engineering Associate III, and one Civil Engineering Associate II to provide design and construction management services for the Department of Water and Power (DWP) stormwater capture projects. These positions will be fully reimbursed by DWP. Related costs consists of employee benefits.</p> <p><i>SG: \$803,627 EX: \$4,500</i> <i>Related Costs: \$380,951</i></p>	808,127	-	1,189,078
<p>25. Floodplain Management Plan Update</p> <p>Add one-time funding in the Contractual Services Account to update the Flood Plain Management Plan.</p> <p><i>EX: \$350,000</i></p>	350,000	-	350,000
<p>26. Measure W Project Support</p> <p>Continue funding and resolution authority for one Civil Engineering Associate III to support the Safe Clean Water municipal and regional projects. Two vacant positions consisting of one Civil Engineer and one Civil Engineering Associate III are not continued. Continue one-time funding in the Office and Administrative Account. Funding is provided by the Measure W Local Return Fund. Related costs consist of employee benefits.</p> <p><i>SG: \$110,491 EX: \$750</i> <i>Related Costs: \$55,335</i></p>	111,241	-	166,576
<p>27. Replacement of Sokkia Total Stations</p> <p>Add one-time funding in the Transportation Equipment Account to replace five total station survey equipment used by survey staff in the field to measure angles and distance, capture pre-design topographic data, and perform construction layout. Funding is provided by the Sewer Construction and Maintenance Fund.</p> <p><i>EQ: \$145,712</i></p>	145,712	-	145,712

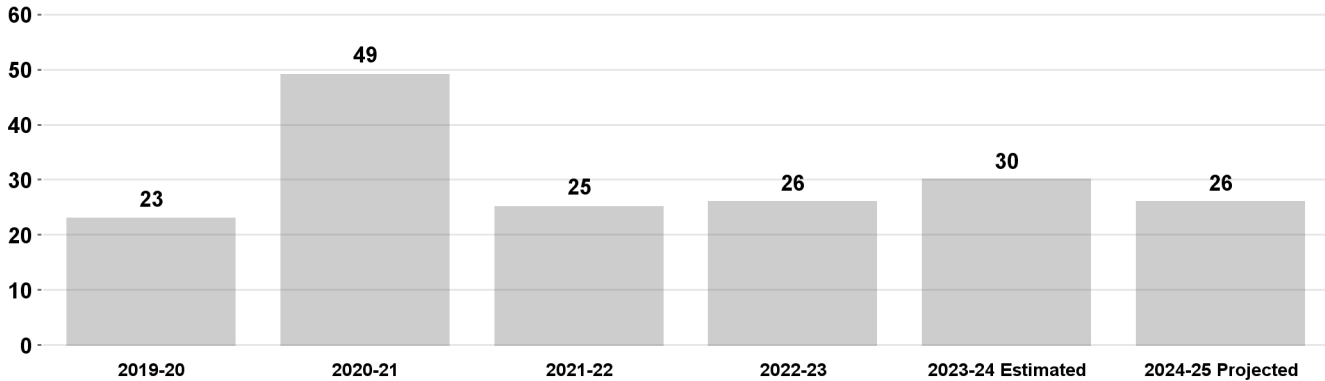
Clean Water Infrastructure

Program Changes	Direct Cost	Positions	Total Cost
Changes in Salaries, Expense, Equipment, and Special			
Other Changes or Adjustments			
28. Administrative Support for Environmental Engineering Add funding and regular authority for one Management Assistant to process invoices within the Administrative Group of the Environmental Engineering Division. Delete funding and regular authority for one Senior Administrative Clerk. Related costs consist of employee benefits. SG: (\$9,684) Related Costs: (\$3,369)	(9,684)	-	(13,053)
29. Director of Mechanical Engineering Group Upgrade one Building Mechanical Engineer I to one Building Mechanical Engineer II to lead the Architectural Division Mechanical Engineering group. Delete funding for Building Mechanical Engineer I. The incremental salary cost will be absorbed by the Department.	-	-	-
30. Structural Engineering Add funding and regular authority for one Structural Engineer. Delete funding and regular authority for one Structural Engineering Associate III. The salary cost difference will be absorbed by the Department.	-	-	-
TOTAL Clean Water Infrastructure	(1,239,484)	(29)	
2023-24 Program Budget	47,459,921	359	
Changes in Salaries, Expense, Equipment, and Special	(1,239,484)	(29)	
2024-25 PROGRAM BUDGET	46,220,437	330	

Mobility

This program provides the following services: Design and construction of street improvements, regional transportation improvements, bridges, streetscapes, grade separations, and retaining walls.

Number of Completed Mobility Capital Projects



Program Changes	Direct Cost	Positions	Total Cost
Changes in Salaries, Expense, Equipment, and Special			
Apportionment of Changes Applicable to Various Programs	(12,301,833)	(12)	(17,335,202)
Related costs consist of employee benefits.			
SG: (\$10,423,843) SHH: (\$137,500) SHHFB: (\$12,500)			
SOT: (\$300,973) EX: (\$1,077,017) EQ: (\$350,000)			
Related Costs: (\$5,033,369)			
Continuation of Services			
31. Metro Annual Work Program	3,563,328	-	5,197,556
Continue funding and resolution authority for 26 positions consisting of one Principal Civil Engineer, two Senior Civil Engineers, three Civil Engineers, one Geotechnical Engineer II, two Civil Engineering Associate IIs, five Civil Engineering Associate IIIs, three Civil Engineering Associate IVs, one Survey Party Chief II, one Structural Engineering Associate III, one Structural Engineering Associate IV, one Structural Engineer, one Senior Management Analyst I, one Office Engineering Technician III, one Environmental Supervisor I, one Management Analyst, and one Senior Administrative Clerk. These positions support the delivery of the Los Angeles Metropolitan Transportation Authority (Metro) Annual Work Program. Continue one-time funding in the Overtime General (\$109,055) and Office and Administrative (\$19,500) accounts. Front funding is provided by the Proposition C Anti-Gridlock Transit Fund and will be fully reimbursed by Metro. See related Bureaus of Contract Administration, Street Lighting, and Street Services, and the Department of Transportation items. Related costs consist of employee benefits.			
SG: \$3,434,773 SOT: \$109,055 EX: \$19,500			
Related Costs: \$1,634,228			

Mobility

Program Changes	Direct Cost	Positions	Total Cost
Changes in Salaries, Expense, Equipment, and Special			
Continuation of Services			
32. Transportation Grant Annual Work Program Continue funding and resolution authority for 22 positions consisting of three Civil Engineers, six Civil Engineering Associate IIs, five Civil Engineering Associate IIIs, one Landscape Architectural Associate III, one Structural Engineer, four Structural Engineering Associate IIIs, one Land Surveying Assistant, and one Senior Management Analyst I to support the Transportation Grant Annual Work Program. Continue one-time funding in the Overtime General (\$191,918) and Office and Administrative (\$16,500) accounts. Front funding is provided by the Proposition C Anti-Gridlock Transit Fund and reimbursed by the various grantors as part of the Transportation Grant Annual Work Program. See related Bureaus of Contract Administration, Street Lighting, and Street Services and the Department of Transportation items. Related costs consist of employee benefits. <i>SG: \$2,745,868 SOT: \$191,918 EX: \$16,500</i> <i>Related Costs: \$1,326,978</i>	2,954,286	-	4,281,264
33. Active Transportation Program Delivery Continue funding and resolution authority for seven positions consisting of one Civil Engineer, four Civil Engineering Associate IIIs, one Environmental Specialist II, and one Management Analyst to provide grant writing, planning, design, construction management, and support for the delivery of Active Transportation Program projects. One vacant Civil Engineering Associate III is not continued. Continue one-time funding in the Contractual Services (\$200,000) and Office and Administrative (\$6,000) accounts. Funding is provided by the Proposition C Anti-Gridlock Transit Fund. See related Department of Transportation item. Related costs consist of employee benefits. <i>SG: \$844,239 EX: \$206,000</i> <i>Related Costs: \$411,976</i>	1,050,239	-	1,462,215
34. Vision Zero Program Continue funding and resolution authority for two positions consisting of one Civil Engineering Associate III and one Civil Engineering Associate II to review existing projects, provide engineering design and survey, and perform community outreach to facilitate implementation of the Vision Zero objectives. Continue one-time funding in Office and Administrative account. Funding is provided by the Measure R Local Return Fund. See related Bureaus of Street Lighting and Street Services, and Department of Transportation items. Related costs consist of employee benefits. <i>SG: \$237,514 EX: \$1,500</i> <i>Related Costs: \$116,421</i>	239,014	-	355,435

Mobility

Program Changes	Direct Cost	Positions	Total Cost
Changes in Salaries, Expense, Equipment, and Special			
Continuation of Services			
<p>35. Seventh Street Streetscape Improvements Project Continue resolution authority for one Civil Engineering Associate III to provide oversight and support for the Seventh Street Streetscape Improvements Project. Funding will be provided through interim appropriations from the Seventh Street Streetscape Improvements Project.</p>	-	-	-
<p>36. Zelzah Avenue Improvements Project Continue resolution authority for one Civil Engineer to provide oversight and support for the Zelzah Avenue Street Improvements Project. Funding will be provided through interim appropriations from the Zelzah Avenue Improvements Project.</p>	-	-	-
<p>37. Grant Funded Projects Support Continue resolution authority for five positions consisting of one Civil Engineer, two Civil Engineering Associate IIIs, and two Civil Engineering Associate IIs to support grant-funded projects. Five vacant positions consisting of one Senior Civil Engineer, one Civil Engineer, one Civil Engineering Associate III, and two Civil Engineering Associate IIs are not continued. Funding will be provided through interim appropriations from various grant funds.</p>	-	-	-
<p>38. Failed Street Reconstruction Continue funding and resolution authority for three positions consisting of one Land Surveying Assistant and two Field Engineering Aides to support the Failed Street Reconstruction Program. Continue one-time funding in the Office and Administrative Account. Funding is provided by the Street Damage Restoration Fee Fund (\$143,559) and the Measure M Local Return Fund (\$143,559). See related Bureau of Street Services, Departments of Transportation, and General Services items. Related costs consist of employee benefits. <i>SG: \$284,868 EX: \$2,250</i> <i>Related Costs: \$149,792</i></p>	287,118	-	436,910
<p>39. State Route 710 Mobility Improvement Projects Continue funding and resolution authority for four positions consisting of one Senior Civil Engineer, one Civil Engineer, and two Civil Engineering Associate IIIs to perform project development and design services for the SR-710 North Mobility Improvement Projects. These positions will be fully reimbursed by the Los Angeles Metropolitan Transportation Authority. See related Bureau of Street Services item. Related costs consist of employee benefits. <i>SG: \$556,300</i> <i>Related Costs: \$261,117</i></p>	556,300	-	817,417

Mobility

Program Changes	Direct Cost	Positions	Total Cost
Changes in Salaries, Expense, Equipment, and Special			
Continuation of Services			
<p>40. Federal Infrastructure Bill Bridge Program</p> <p>Continue funding and resolution authority for one Civil Engineer to identify bridges in need of repair or replacement in preparation for grant opportunities provided through the Federal Infrastructure Bill, prepare grant applications, oversee consultants, and manage grant funds. Continue one-time funding in the Office and Administrative Account. Funding is provided by the Measure M Local Return Fund. Related costs consist of employee benefits.</p> <p><i>SG: \$140,195 EX: \$750</i></p> <p><i>Related Costs: \$65,669</i></p>	140,945	-	206,614
<p>41. Construction Management for Street Improvement</p> <p>Continue funding and resolution authority for three positions consisting of one Senior Civil Engineer, one Civil Engineer, and one Civil Engineering Associate III to provide construction management of various street improvement projects. Continue one-time funding in the Office and Administrative Account. Funding is provided by the Street Damage Restoration Fee Fund (\$207,498) and the Measure M Local Return Fund (\$207,498). Related costs consist of employee benefits.</p> <p><i>SG: \$412,746 EX: \$2,250</i></p> <p><i>Related Costs: \$194,280</i></p>	414,996	-	609,276
<p>42. Potrero Canyon Pedestrian Bridge and Colorado Blvd.</p> <p>Continue funding and resolution authority for one Civil Engineer to support the Potrero Canyon Pedestrian Bridge and Colorado Boulevard Bridge Undercrossing projects. Continue one-time funding in the Office and Administrative Account. This position will be fully reimbursed by the State of California. Related costs consist of employee benefits.</p> <p><i>SG: \$137,274 EX: \$750</i></p> <p><i>Related Costs: \$64,653</i></p>	138,024	-	202,677
<p>43. Traffic Signals Program</p> <p>Continue funding and resolution authority for two Civil Engineering Associate IIs to perform design services associated with new traffic signals and left turn projects. One vacant Civil Engineering Drafting Technician is not continued. Continue one-time funding in the Office and Administrative Account. Funding is provided by the Measure M Local Return Fund. Related costs consist of employee benefits.</p> <p><i>SG: \$220,982 EX: \$2,250</i></p> <p><i>Related Costs: \$110,670</i></p>	223,232	-	333,902

Mobility

Program Changes	Direct Cost	Positions	Total Cost
Changes in Salaries, Expense, Equipment, and Special			
Continuation of Services			
44. Affordable Housing and Sustainable Communities Continue funding and resolution authority for three positions consisting of one Civil Engineer and two Civil Engineering Associate IIIs to oversee the delivery of the Affordable Housing and Sustainable Communities (AHSC) Grant projects and to participate in AHSC Grant applications. Continue one-time funding in the Office and Administrative Account. These positions will be partially reimbursed by the AHSC Grant. See related Department of Transportation, Housing Department, and Bureau of Street Services items. Related costs consist of employee benefits. <i>SG: \$394,239 EX: \$2,250</i> <i>Related Costs: \$187,841</i>	396,489	-	584,330
45. Street Improvement Continue funding and resolution authority for seven positions consisting of one Senior Civil Engineer, two Civil Engineers, one Senior Management Analyst I, two Civil Engineering Associate IIs, and one Environmental Supervisor I to provide project oversight, construction management, coordination, and reporting services for Vision Zero corridor projects and the final existing Complete Streets project. Once the Complete Streets work is finished, resources will be dedicated to backlogged maintenance projects requiring construction management in underserved communities. Continue one-time funding in the Office and Administrative Account. Funding is provided by the Measure M Local Return Fund. See related Bureaus of Contract Administration and Street Services, and Department of Transportation items. Related costs consist of employee benefits. <i>SG: \$916,699 EX: \$5,250</i> <i>Related Costs: \$437,184</i>	921,949	-	1,359,133
46. Crosswalk Upgrade Program Support Continue funding and resolution authority for one Management Analyst to support the development of a Crosswalk Upgrade Program. Continue one-time funding in the Office and Administrative Account. See related Bureau of Street Lighting and Street Services items. Related costs consist of employee benefits. <i>SG: \$100,593 EX: \$750</i> <i>Related Costs: \$51,891</i>	101,343	-	153,234

Mobility

Program Changes	Direct Cost	Positions	Total Cost
Changes in Salaries, Expense, Equipment, and Special			
Continuation of Services			
47. AHSC Grant Projects Support Continue funding and resolution authority for five positions consisting of one Senior Civil Engineer, one Civil Engineer, one Civil Engineering Associate III, one Survey Party Chief I, and one Land Surveying Assistant to provide design and survey activities for the Affordable Housing and Sustainable Communities (AHSC) Grant projects. Continue one-time funding in the Office and Administrative Account. One vacant Field Engineering Aide is not continued. These positions will be partially reimbursed by the AHSC Grant. Related costs consist of employee benefits. <i>SG: \$649,954 EX: \$3,750</i> <i>Related Costs: \$310,594</i>	653,704	-	964,298
48. Bridge Program Strategic Plan and Grant Planning Continue funding and resolution authority for one Senior Management Analyst I to oversee the pre-qualified oncall list that is used for all federally-funded projects to ensure all contracts are in compliance with federal accounting, fiscal, and auditing requirements and to provide financial and contract management activities. Continue one-time funding in the Office and Administrative account. Funding is provided by the Measure M Local Return Fund. Related costs consist of employee benefits. <i>SG: \$130,222 EX: \$750</i> <i>Related Costs: \$62,199</i>	130,972	-	193,171
Increased Services			
49. Street Design Manual and Standards Multi-Modal Add nine-months funding and resolution authority for two Civil Engineers to update the City's Street design guidance documents, manuals, references, and standard plans. Add one-time funding in the Office and Administrative Account. Funding is provided by the Measure M Local Return Fund. Related costs consist of employee benefits. <i>SG: \$210,292 EX: \$11,500</i> <i>Related Costs: \$106,951</i>	221,792	-	328,743

Mobility

Program Changes	Direct Cost	Positions	Total Cost
Changes in Salaries, Expense, Equipment, and Special			
Increased Services			
50. Construction Management for AHSC Grant Projects Add nine-months funding and resolution authority for six positions consisting of two Civil Engineers, two Civil Engineering Associate IIs, and two Civil Engineering Associate IIs, subject to pay grade determination by the Office of the City Administrative Officer, Employee Relations Division, to provide construction management support for Affordable Housing and Sustainable Communities (AHSC) Grant Funded Projects. Add one-time funding in the Office and Administrative Account. Related costs consist of employee benefits. SG: \$555,277 EX: \$34,500 Related Costs: \$285,924	589,777	-	875,701
51. Metro Annual Work Program Expansion Add nine-months funding and resolution authority for six positions consisting of one Senior Civil Engineer, one Civil Engineer, and four Civil Engineering Associate IIs, subject to pay grade determination by the Office of the City Administrative Officer, Employee Relations Division, to provide additional support of the Metro Annual Work Program. Front funding is provided by the Proposition C Anti-Gridlock Transit Fund and will be fully reimbursed by Metro. Add one-time funding in the Office and Administrative Account. Related costs consist of employee benefits. SG: \$590,919 EX: \$34,500 Related Costs: \$299,869	625,419	-	925,288
52. Metro Annual Work Program Admin Support Add nine-months funding and resolution authority for two positions consisting of one Management Analyst and one Senior Management Analyst I, subject to pay grade determination by the Office of the City Administrative Officer, Employee Relations Division, to provide administrative support to the Metro Annual Work Program. Front funding is provided by the Proposition C Anti-Gridlock Transit Fund and will be fully reimbursed by Metro. Add one-time funding in the Office and Administrative Account. Related costs consist of employee benefits. SG: \$202,054 EX: \$11,500 Related Costs: \$94,574	213,554	-	308,128
TOTAL Mobility	1,120,648	(12)	
2023-24 Program Budget	21,257,874	68	
Changes in Salaries, Expense, Equipment, and Special	1,120,648	(12)	
2024-25 PROGRAM BUDGET	22,378,522	56	

Sidewalks and Complete Streets

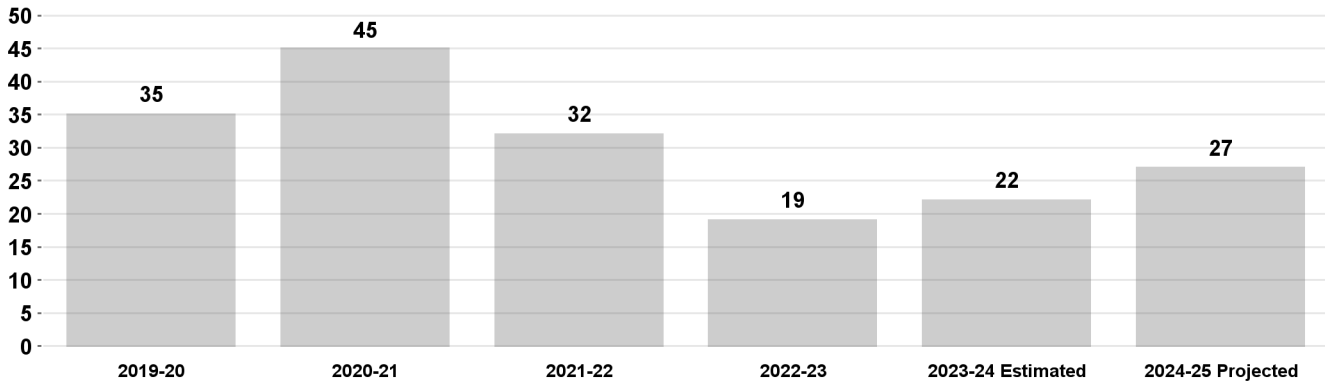
This program provides the following services: administration and management of the City's Sidewalk Repair Program and administration and management of the Complete Streets projects.

Program Changes	Direct Cost	Positions	Total Cost
Changes in Salaries, Expense, Equipment, and Special			
Apportionment of Changes Applicable to Various Programs Related costs consist of employee benefits. <i>SG: (\$1,901,285) EX: (\$6,000)</i> <i>Related Costs: (\$882,955)</i>	(1,907,285)	-	(2,790,240)
Continuation of Services			
53. Sidewalk Access Request Support Continue funding and resolution authority for 10 positions consisting of one Senior Civil Engineer, one Senior Construction Engineer, one Civil Engineer, two Management Analysts, one Environmental Supervisor I, one Senior Management Analyst II, one Senior Management Analyst I, and two Civil Engineering Associate IIIs to support sidewalk repairs. One vacant Project Coordinator is not continued. Funding is provided by the Sidewalk Repair Fund. Related costs consist of employee benefits. <i>SG: \$1,324,144 EX: \$8,250</i> <i>Related Costs: \$629,620</i>	1,332,394	-	1,962,014
TOTAL Sidewalks and Complete Streets	(574,891)	-	
2023-24 Program Budget	4,485,069	16	
Changes in Salaries, Expense, Equipment, and Special	(574,891)	-	
2024-25 PROGRAM BUDGET	3,910,178	16	

Public Buildings and Open Spaces

This program provides design and construction services for new and existing public buildings and open spaces. This includes sustainable design; modern, historic, and renovation architectural services; interior space planning; landscape architecture; parks and recreational facility design and construction; and urban design.

Number of Completed Building & Open Spaces Capital Projects



Program Changes	Direct Cost	Positions	Total Cost
Changes in Salaries, Expense, Equipment, and Special			
Apportionment of Changes Applicable to Various Programs	(1,702,312)	(8)	(2,407,666)
Related costs consist of employee benefits. SG: (\$1,607,628) EX: (\$94,684) Related Costs: (\$705,354)			
Continuation of Services			
54. Los Angeles River Design and Project Management	267,966	-	394,720
Continue funding and resolution authority for two positions consisting of one Civil Engineer and one Civil Engineering Associate III to support the LA Riverworks capital projects implementation for Taylor Yard and three other predesign Los Angeles River projects and to interface with the U.S. Army Corps of Engineers. Continue one-time funding in the Office and Administrative Account. Funding is provided by the Stormwater Pollution Abatement Fund (\$133,983) and the Sewer Construction and Maintenance Fund (\$133,983). Related costs consist of employee benefits. SG: \$267,216 EX: \$750 Related Costs: \$126,754			
55. Sixth Street Viaduct Engineering Projects	-	-	-
Continue resolution authority for two positions consisting of one Senior Civil Engineer and one Civil Engineer to perform project and construction management for the Sixth Street Viaduct Landscape Project, the Mission Road Project, and the Downtown LA Arts District Pedestrian and Cyclist Safety Project. Funding will be provided through interim appropriations from various funding sources for the projects.			

Public Buildings and Open Spaces

Program Changes	Direct Cost	Positions	Total Cost
Changes in Salaries, Expense, Equipment, and Special			
Continuation of Services			
56. Recreation and Parks Project Support Continue resolution authority for two positions consisting of one Senior Civil Engineer and one Architect to provide engineering project support for Department of Recreation and Parks projects. Funding will be provided through interim appropriations from the Department of Recreation and Parks Quimby fees.	-	-	-
57. Pio Pico Library Pocket Park Continue funding and resolution authority for one Architect to support the Pio Pico Library Park Project. Related costs consist of employee benefits. <i>SG: \$127,297</i> <i>Related Costs: \$61,181</i>	127,297	-	188,478
58. Project Management Support for Proposition K Continue funding and resolution authority for two positions consisting of one Architect and one Architectural Associate III to provide project management for Proposition K projects. These positions will be reimbursed by program funds pending project closeout. Related costs consist of employee benefits. <i>SG: \$241,474 EX: \$1,500</i> <i>Related Costs: \$117,799</i>	242,974	-	360,773
59. Construction Support for Sixth Street PARC Project Continue funding and resolution authority for two positions consisting of one Civil Engineer and one Civil Engineering Associate III to provide construction management support for the Sixth Street Viaduct Park, Arts, and River Connectivity (PARC) Improvements Project. These positions will be fully reimbursed by project funds. Related costs consist of employee benefits. <i>SG: \$267,217 EX: \$1,500</i> <i>Related Costs: \$126,755</i>	268,717	-	395,472
60. Financial and Administrative Support for Homeless Continue resolution authority for one Senior Management Analyst I to perform administrative and financial duties for the homeless facilities projects. Funding will be provided through interim appropriations from program funds.	-	-	-
61. Municipal Facilities Projects Support Continue resolution authority for six positions consisting of one Building Mechanical Engineer I, two Architects, two Civil Engineers, and one Architectural Associate II to provide engineering support for Department of Recreation and Parks projects. Funding will be provided through interim appropriations from the Department of Recreation and Parks.	-	-	-

Public Buildings and Open Spaces

Program Changes	Direct Cost	Positions	Total Cost
Changes in Salaries, Expense, Equipment, and Special			
Continuation of Services			
62. Proposition K and Recreation and Parks Projects Support Continue funding and resolution authority for one Architectural Associate III to assist in accelerating the completion and closeout of various Proposition K Program and Recreation and Parks projects. Continue one-time funding in the Office and Administrative Account. This position will be reimbursed by program funds pending project closeout. Related costs consist of employee benefits. <i>SG: \$111,468 EX: \$750</i> <i>Related Costs: \$55,675</i>	112,218	-	167,893
63. Homelessness Facilities Projects Support Continue resolution authority for one Civil Engineer to support homeless facilities projects. Funding will be provided through interim appropriations from program funds. Related costs consist of employee benefits.	-	-	-
64. Design Support for Zoo Department Capital Program Continue funding and resolution authority for one Architect to provide architectural services to the Zoo Department for its capital projects. Continue one-time funding in the Office and Administrative Account. Related costs consist of employee benefits. <i>SG: \$127,297 EX: \$750</i> <i>Related Costs: \$61,181</i>	128,047	-	189,228
65. Support for the Decarbonization of City Buildings Continue funding and resolution authority for three positions consisting of one Architect, one Management Analyst, and one Senior Architectural Drafting Technician to initiate Phase II of building decarbonization projects. One vacant Civil Engineering Associate II is not continued. Add one-time funding in the Office and Administrative Account. Related costs consist of employee benefits. <i>SG: \$319,373 EX: \$3,000</i> <i>Related Costs: \$161,795</i>	322,373	-	484,168
TOTAL Public Buildings and Open Spaces	<u>(232,720)</u>	<u>(8)</u>	
2023-24 Program Budget	13,605,254	93	
Changes in Salaries, Expense, Equipment, and Special	(232,720)	(8)	
2024-25 PROGRAM BUDGET	<u>13,372,534</u>	<u>85</u>	

General Administration and Support

This program provides management and administrative support functions including Bureau management and administration and other ancillary or support activities which cannot be attributed to an operating program.

Program Changes	Direct Cost	Positions	Total Cost
Changes in Salaries, Expense, Equipment, and Special			
Apportionment of Changes Applicable to Various Programs Related costs consist of employee benefits. <i>SG: (\$643,637) SAN: (\$350,000) EX: (\$727,639)</i> <i>Related Costs: (\$238,172)</i>	(1,721,276)	(1)	(1,959,448)
Continuation of Services			
66. Workforce Succession Planning Continue one-time funding in the Salaries, As-Needed Account to address succession planning needs by employing administrative and technical interns to prepare them for full-time employment with the City. Funding is provided by the Sewer Construction and Maintenance Fund. <i>SAN: \$350,000</i>	350,000	-	350,000
67. Cloud Environment Subscription and Maintenance Continue one-time funding in the Office and Administrative Account for cloud-based data storage. Partial funding is provided by the Special Gas Tax Improvement Fund (\$91,000) and Sewer Construction and Maintenance Fund (\$91,000). <i>EX: \$364,000</i>	364,000	-	364,000
68. Public Right of Way Reservation Active Management Continue funding and resolution authority for one Senior Civil Engineer to support the Public Right of Way Reservation System. One vacant Programmer/Analyst I is not continued. Funding is provided by the Proposition C Anti-Gridlock Transit Fund. See related Bureaus of Street Services and Contract Administration, and Department of Transportation items. Related costs consist of employee benefits. <i>SG: \$162,060</i> <i>Related Costs: \$73,276</i>	162,060	-	235,336
69. Strategic Planning and Implementation Continue funding and resolution authority for one Principal Project Coordinator to manage and implement strategic planning efforts. Related costs consist of employee benefits. <i>SG: \$150,805</i> <i>Related Costs: \$69,360</i>	150,805	-	220,165

General Administration and Support

Program Changes	Direct Cost	Positions	Total Cost
Changes in Salaries, Expense, Equipment, and Special			
Continuation of Services			
70. Financial Management and Data Analytics Program Continue funding and resolution authority for one Data Analyst I to perform data and financial management analysis to identify short-term and long-term process improvements and cost reduction measures to improve efficiencies. One vacant Deputy City Engineer I is not continued. Continue one-time funding in the Office and Administrative Account. Related costs consist of employee benefits. <i>SG: \$110,991 EX: \$1,500</i> <i>Related Costs: \$55,509</i>	112,491	-	168,000
71. Employee Development and Training Continue one-time funding in the Office and Administrative Account to fund a Bureau-wide employee development and training program to provide career growth and development opportunities. <i>EX: \$65,000</i>	65,000	-	65,000
72. Public Right of Way Reservation System Continue funding and resolution authority for one Civil Engineer to support the Public Right of Way Reservation System. Related cost consists of employee benefits. <i>SG: \$140,195</i> <i>Related Costs: \$65,669</i>	140,195	-	205,864
Other Changes or Adjustments			
73. Project Award and Control Division Add funding and regular authority for one Chief Management Analyst to manage and direct the Project Award and Control Division. Delete funding and regular authority for one Principal Civil Engineer. Related costs consist of employee benefits. <i>SG: (\$3,270)</i> <i>Related Costs: (\$1,138)</i>	(3,270)	-	(4,408)
TOTAL General Administration and Support	(379,995)	(1)	
2023-24 Program Budget	12,269,331	66	
Changes in Salaries, Expense, Equipment, and Special	(379,995)	(1)	
2024-25 PROGRAM BUDGET	11,889,336	65	

**BUREAU OF ENGINEERING
DETAIL OF CONTRACTUAL SERVICES ACCOUNT**

2022-23 Actual Expenditures	2023-24 Adopted Budget	2023-24 Estimated Expenditures	Program/Code/Description	2024-25 Contract Amount
Clean Water Infrastructure - BF7803				
\$ 5,468	\$ 40,000	\$ 30,000	1. Equipment lease and maintenance.....	\$ 40,000
1,230	9,000	9,000	2. Mailing services.....	9,000
23	171	-	3. Technical contract services.....	171
4,580	33,500	23,000	4. Computer maintenance and application support.....	33,500
1,708	12,500	12,000	5. Employee safety, facilities services, and security.....	12,500
1,435	10,500	10,000	6. Title research services.....	10,500
5,353	39,152	-	7. Property ownership records streamlining.....	39,152
54,682	400,000	340,000	8. Flood Plain Management Plan	350,000
<u>\$ 74,479</u>	<u>\$ 544,823</u>	<u>\$ 424,000</u>	Clean Water Infrastructure Total	<u>\$ 494,823</u>
Development Services and Permits - BD7804				
\$ 2,720	\$ 3,000	\$ 1,800	9. County assessor.....	\$ 3,000
4,260	4,700	3,000	10. Safe digging alert services.....	4,700
15,412	17,000	13,000	11. Equipment lease and maintenance.....	17,000
2,720	3,000	3,000	12. Technical contract services.....	3,000
6,202	6,841	5,000	13. Computer maintenance and application support.....	6,841
5,077	5,600	5,000	14. Employee safety, facilities services, and security.....	5,600
3,173	3,500	3,200	15. Title insurance.....	3,500
4,532	5,000	4,000	16. Property ownership records streamlining.....	5,000
<u>\$ 44,096</u>	<u>\$ 48,641</u>	<u>\$ 38,000</u>	Development Services and Permits Total	<u>\$ 48,641</u>
Mobility - CA7805				
\$ 3,855	\$ 15,000	\$ 12,000	17. Equipment lease and maintenance.....	\$ 15,000
309	1,200	1,200	18. Archeological surveys.....	1,200
1,105	4,300	3,300	19. Court reporting.....	4,300
2,057	8,000	5,000	20. Technical contract services.....	8,000
1,285	5,000	3,500	21. Computer maintenance and application support.....	5,000
429	1,666	1,000	22. Employee safety, facilities services, and security.....	1,666
1,285	5,000	4,000	23. Property ownership records streamlining.....	5,000
12,850	50,000	34,000	24. Great Streets initiative.....	-
10,280	40,000	40,000	25. Vision Zero consulting services.....	-
51,402	200,000	150,000	26. Active Transportation Program consulting services.....	200,000
167,060	-	-	27. Bridge Program Strategic Plan and Grant Planning.....	-
-	650,000	505,000	28. Street Design Guidance Update	-
<u>\$ 251,917</u>	<u>\$ 980,166</u>	<u>\$ 759,000</u>	Mobility Total	<u>\$ 240,166</u>
Public Buildings and Open Spaces - FH7807				
\$ 5,435	\$ 18,000	\$ 15,000	29. Archeological and technical services.....	\$ 18,000
2,265	7,500	5,000	30. Equipment lease and maintenance.....	7,500
1,510	5,000	3,000	31. Technical contract services.....	5,000
1,335	4,425	3,500	32. Computer maintenance and application support.....	4,425
452	1,500	1,500	33. Employee safety, facilities services, and security.....	1,500
604	2,000	2,000	34. Title research services.....	2,000
604	2,000	2,000	35. Property ownership records streamlining.....	2,000
<u>\$ 12,205</u>	<u>\$ 40,425</u>	<u>\$ 32,000</u>	Public Buildings and Open Spaces Total	<u>\$ 40,425</u>

**BUREAU OF ENGINEERING
DETAIL OF CONTRACTUAL SERVICES ACCOUNT**

2022-23 Actual Expenditures	2023-24 Adopted Budget	2023-24 Estimated Expenditures	Program/Code/Description	2024-25 Contract Amount
General Administration and Support - CA7850				
\$ 420,708	\$ 399,445	\$ 250,000	36. Equipment lease and maintenance.....	\$ 399,445
1,464	1,390	1,000	37. Lab tests.....	1,390
15,266	14,495	10,000	38. Computer-aided drafting and design application support and training.....	14,495
225,286	213,900	130,000	39. Computer-aided drafting and design equipment maintenance.....	213,900
12,110	11,498	7,000	40. Microfilm storage.....	11,498
31,327	29,744	18,000	41. Software and peripherals.....	29,744
21,065	20,000	13,000	42. Facilities services and security.....	20,000
21,065	20,000	13,000	43. Safety Cal/Osha related safety training.....	20,000
537,315	275,000	275,000	44. Bureau-wide electronic document control system.....	864,000
-	225,000	219,000	45. Workplace reliability and employee engagement.....	-
<u>\$ 1,285,606</u>	<u>\$ 1,210,472</u>	<u>\$ 936,000</u>	General Administration and Support Total	<u>\$ 1,574,472</u>
<u>\$ 1,668,303</u>	<u>\$ 2,824,527</u>	<u>\$ 2,189,000</u>	TOTAL CONTRACTUAL SERVICES ACCOUNT	<u>\$ 2,398,527</u>

Bureau of Engineering

Position Counts					2024-25 Salary Range and Annual Salary	
2023-24	Change	2024-25	Code	Title		
<u>GENERAL</u>						
<u>Regular Positions</u>						
10	(1)	9	1116	Secretary	2664(2)	(55,624 - 83,603)
3	-	3	1117-2	Executive Administrative Assistant II	3206(2)	(66,941 - 100,558)
1	-	1	1117-3	Executive Administrative Assistant III	3437(2)	(71,764 - 107,803)
1	-	1	1170	Payroll Supervisor	3634(2)	(75,877 - 114,004)
5	(1)	4	1201	Principal Clerk	2969(2)	(61,992 - 93,145)
4	-	4	1223	Accounting Clerk	2587(2)	(54,016 - 81,139)
5	(2)	3	1358	Administrative Clerk	1989(2)	(41,530 - 62,431)
34	(6)	28	1368	Senior Administrative Clerk	2451(2)	(51,176 - 76,880)
1	-	1	1409-1	Information Systems Manager I	5887(2)	(122,920 - 184,683)
4	-	4	1431-3	Programmer/Analyst III	4005(2)	(83,624 - 125,614)
3	-	3	1431-4	Programmer/Analyst IV	4337(2)	(90,556 - 136,033)
2	-	2	1431-5	Programmer/Analyst V	4671(2)	(97,530 - 146,494)
1	-	1	1455-2	Systems Administrator II	5024(2)	(104,901 - 157,581)
1	-	1	1470	Data Base Architect	5247(2)	(109,557 - 164,576)
6	1	7	1539	Management Assistant	2678(2)	(55,916 - 84,021)
7	-	7	1596	Systems Analyst	3762(2)	(78,550 - 117,992)
3	-	3	1597-1	Senior Systems Analyst I	4451(2)	(92,936 - 139,624)
3	-	3	1597-2	Senior Systems Analyst II	5508(2)	(115,007 - 172,719)
1	-	1	1702-1	Emergency Management Coordinator I	4440(2)	(92,707 - 139,290)
1	-	1	1727	Safety Engineer	4671(2)	(97,530 - 146,494)
2	-	2	1943	Title Examiner	3033(3)	(63,329 - 95,150)
1	-	1	1947	Senior Title Examiner	3383(2)	(70,637 - 106,091)
1	-	1	1949-2	Chief Real Estate Officer II	6502(2)	(135,761 - 203,955)
3	-	3	1960	Real Estate Officer	4205(2)	(87,800 - 131,878)
3	-	3	1961	Senior Real Estate Officer	4569(2)	(95,400 - 143,341)
1	-	1	1964-1	Property Manager I	5123(2)	(106,968 - 160,713)
1	-	1	2496	Community Affairs Advocate	5410(2)	(112,960 - 169,712)
1	-	1	3162-2	Reprographics Operator II	2341(2)	(48,880 - 73,455)
1	-	1	3163-1	Reprographics Supervisor I	2621(2)	(54,726 - 82,204)
1	-	1	3341	Construction Estimator	3951(2)	(82,496 - 123,943)
1	(1)	-	3342	Mechanical Construction Estimator	3951(2)	(82,496 - 123,943)
3	-	3	3347	Senior Construction Estimator	4417(2)	(92,226 - 138,538)
9	(4)	5	7207	Senior Civil Engineering Drafting Technician	3101(2)	(64,748 - 97,321)
1	-	1	7208	Senior Architectural Drafting Technician	3101(2)	(64,748 - 97,321)

Bureau of Engineering

Position Counts						
2023-24	Change	2024-25	Code	Title	2024-25 Salary Range and Annual Salary	
<u>GENERAL</u>						
<u>Regular Positions</u>						
1	-	1	7211	Geographic Information Systems Chief	4984(2)	(104,065 - 156,307)
5	(2)	3	7212-2	Office Engineering Technician II	2719(7)	(56,772 - 85,273)
4	(1)	3	7212-3	Office Engineering Technician III	3033(2)	(63,329 - 95,150)
15	-	15	7213	Geographic Information Systems Specialist	3835(2)	(80,074 - 120,310)
7	(1)	6	7214-1	Geographic Information Systems Supervisor I	4260(2)	(88,948 - 133,652)
5	-	5	7214-2	Geographic Information Systems Supervisor II	4613(2)	(96,319 - 144,698)
2	(2)	-	7217-1	Engineering Designer I	3310(2)	(69,112 - 103,836)
8	(2)	6	7217-2	Engineering Designer II	3645(2)	(76,107 - 114,380)
2	-	2	7219	Principal Civil Engineering Drafting Technician	3645(2)	(76,107 - 114,380)
15	(4)	11	7228	Field Engineering Aide	3347(6)	(69,885 - 105,005)
1	-	1	7230-2	Control Systems Engineering Associate II	3916(6)	(81,766 - 122,774)
2	-	2	7230-3	Control Systems Engineering Associate III	4356(2)	(90,953 - 136,638)
1	(1)	-	7230-4	Control Systems Engineering Associate IV	4734(2)	(98,845 - 148,498)
10	(8)	2	7232	Civil Engineering Drafting Technician	2783(2)	(58,109 - 87,320)
54	(2)	52	7237	Civil Engineer	4734(2)	(98,845 - 148,498)
1	-	1	7239-1	Geotechnical Engineer I	5008(2)	(104,567 - 157,080)
2	-	2	7239-2	Geotechnical Engineer II	5443(2)	(113,649 - 170,694)
1	-	1	7239-3	Geotechnical Engineer III	5887(2)	(122,920 - 184,683)
1	-	1	7243-1	Control Systems Engineer I	4734(2)	(98,845 - 148,498)
110	-	110	7246-2	Civil Engineering Associate II	3916(6)	(81,766 - 122,774)
100	(5)	95	7246-3	Civil Engineering Associate III	4356(2)	(90,953 - 136,638)
13	(1)	12	7246-4	Civil Engineering Associate IV	4734(2)	(98,845 - 148,498)
1	-	1	7253-2	Engineering Geologist Associate II	3916(6)	(81,766 - 122,774)
3	-	3	7253-3	Engineering Geologist Associate III	4356(2)	(90,953 - 136,638)
2	-	2	7255-1	Engineering Geologist I	5008(2)	(104,567 - 157,080)
1	-	1	7255-2	Engineering Geologist II	5443(2)	(113,649 - 170,694)
1	-	1	7255-3	Engineering Geologist III	5887(2)	(122,920 - 184,683)
28	(7)	21	7283	Land Surveying Assistant	3645(2)	(76,107 - 114,380)
25	(2)	23	7286-1	Survey Party Chief I	4069(2)	(84,960 - 127,660)
6	-	6	7286-2	Survey Party Chief II	4385(7)	(91,558 - 137,536)
4	-	4	7287	Survey Supervisor	4902(2)	(102,353 - 153,802)
2	-	2	7288	Senior Survey Supervisor	5578(2)	(116,468 - 174,953)
2	-	2	7289	Senior Construction Engineer	5567(2)	(116,238 - 174,619)
4	-	4	7304-1	Environmental Supervisor I	4356(2)	(90,953 - 136,638)

Bureau of Engineering

Position Counts						
2023-24	Change	2024-25	Code	Title	2024-25 Salary Range and Annual Salary	
<u>GENERAL</u>						
<u>Regular Positions</u>						
4	-	4	7304-2	Environmental Supervisor II	4734(2)	(98,845 - 148,498)
5	(3)	2	7310-2	Environmental Specialist II	3916(2)	(81,766 - 122,774)
2	-	2	7320	Environmental Affairs Officer	5371(2)	(112,146 - 168,459)
1	-	1	7525-2	Electrical Engineering Associate II	3916(6)	(81,766 - 122,774)
6	-	6	7525-3	Electrical Engineering Associate III	4356(2)	(90,953 - 136,638)
2	(1)	1	7525-4	Electrical Engineering Associate IV	4734(2)	(98,845 - 148,498)
2	-	2	7543-1	Building Electrical Engineer I	5008(2)	(104,567 - 157,080)
2	-	2	7543-2	Building Electrical Engineer II	5567(2)	(116,238 - 174,619)
7	-	7	7554-3	Mechanical Engineering Associate III	4356(2)	(90,953 - 136,638)
1	-	1	7554-4	Mechanical Engineering Associate IV	4734(2)	(98,845 - 148,498)
3	(1)	2	7561-1	Building Mechanical Engineer I	5008(2)	(104,567 - 157,080)
-	1	1	7561-2	Building Mechanical Engineer II	5567(2)	(116,238 - 174,619)
2	-	2	7871-2	Environmental Engineering Associate II	3916(6)	(81,766 - 122,774)
9	(1)	8	7871-3	Environmental Engineering Associate III	4356(2)	(90,953 - 136,638)
3	(1)	2	7871-4	Environmental Engineering Associate IV	4734(2)	(98,845 - 148,498)
10	-	10	7872	Environmental Engineer	4734(2)	(98,845 - 148,498)
3	-	3	7874	Senior Environmental Engineer	5567(2)	(116,238 - 174,619)
2	(1)	1	7922	Architectural Drafting Technician	2783(2)	(58,109 - 87,320)
10	-	10	7925	Architect	4734(2)	(98,845 - 148,498)
3	(1)	2	7926-2	Architectural Associate II	3916(6)	(81,766 - 122,774)
7	(1)	6	7926-3	Architectural Associate III	4356(2)	(90,953 - 136,638)
2	-	2	7926-4	Architectural Associate IV	4734(2)	(98,845 - 148,498)
4	-	4	7927	Senior Architect	5567(2)	(116,238 - 174,619)
1	-	1	7928	Principal Architect	7087(2)	(147,976 - 222,267)
2	-	2	7929-1	Landscape Architect I	4734(2)	(98,845 - 148,498)
1	-	1	7929-2	Landscape Architect II	5008(2)	(104,567 - 157,080)
1	-	1	7933-2	Landscape Architectural Associate II	3916(6)	(81,766 - 122,774)
1	-	1	7933-3	Landscape Architectural Associate III	4356(2)	(90,953 - 136,638)
9	1	10	7956	Structural Engineer	5008(2)	(104,567 - 157,080)
2	-	2	7957-2	Structural Engineering Associate II	3916(6)	(81,766 - 122,774)
15	(2)	13	7957-3	Structural Engineering Associate III	4356(2)	(90,953 - 136,638)
1	-	1	7957-4	Structural Engineering Associate IV	4734(2)	(98,845 - 148,498)
1	-	1	9168	Contract Administrator	5687(2)	(118,744 - 178,377)
9	-	9	9171-1	Senior Management Analyst I	4629(2)	(96,653 - 145,199)
4	-	4	9171-2	Senior Management Analyst II	5732(2)	(119,684 - 179,776)

Bureau of Engineering

Position Counts					2024-25 Salary Range and Annual Salary	
2023-24	Change	2024-25	Code	Title		
<u>GENERAL</u>						
<u>Regular Positions</u>						
1	1	2	9182	Chief Management Analyst	6502(2)	(135,761 - 203,955)
23	1	24	9184	Management Analyst	3762(2)	(78,550 - 117,992)
1	-	1	9375	Director of Systems	6502(2)	(135,761 - 203,955)
4	-	4	9425	Senior Structural Engineer	5887(2)	(122,920 - 184,683)
24	-	24	9485	Senior Civil Engineer	5567(2)	(116,238 - 174,619)
1	-	1	9486	Engineer of Surveys	6502(7)	(135,761 - 203,955)
12	(1)	11	9489	Principal Civil Engineer	6502(2)	(135,761 - 203,955)
4	-	4	9490-1	Deputy City Engineer I	7445(2)	(155,451 - 233,501)
1	-	1	9490-2	Deputy City Engineer II	8296(2)	(173,220 - 260,248)
1	-	1	9497	City Engineer		(365,754)
773	(61)	712				

AS NEEDED

To be Employed As Needed in Such Numbers as Required

1535-1	Administrative Intern I	1701(9)	(35,516 - 53,348)
1535-2	Administrative Intern II	1854(9)	(38,711 - 58,150)
1542	Project Assistant	2678(2)	(55,916 - 84,021)
1937	Real Estate Trainee	2563(2)	(53,515 - 80,388)
7203-1	Student Engineer I	1630(7)	(34,034 - 51,135)
7203-2	Student Engineer II	1718(7)	(35,871 - 53,912)
7203-3	Student Engineer III	1822(7)	(38,043 - 57,148)
7203-4	Student Engineer IV	2584(7)	(53,953 - 81,077)
7921-1	Student Architect I	1630(7)	(34,034 - 51,135)
7921-2	Student Architect II	1718(7)	(35,871 - 53,912)
7921-3	Student Architect III	1822(7)	(38,043 - 57,148)

HIRING HALL

Hiring Hall to be Employed As Needed in Such Numbers as Required

0895-A	Surveyor (Group I) - Hiring Hall	\$55.89/hr
--------	----------------------------------	------------

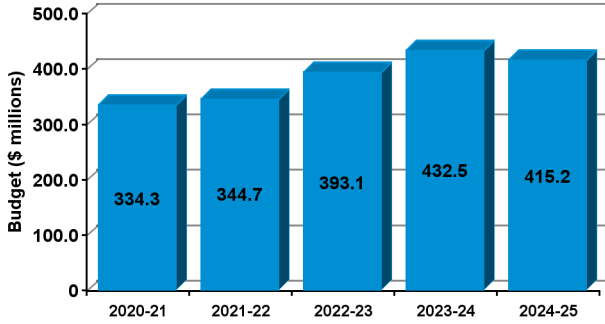
	<u>Regular Positions</u>
Total	<u>712</u>

BUREAU OF SANITATION

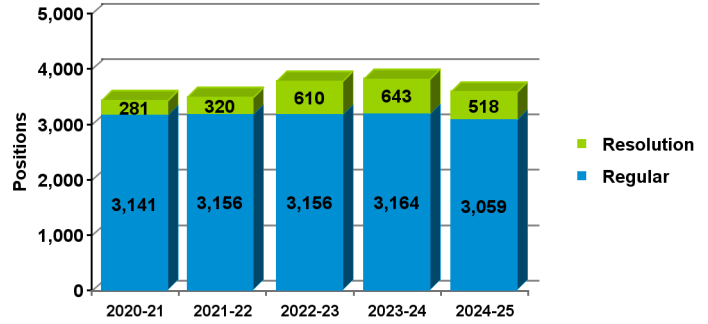
2024-25 Proposed Budget

FIVE-YEAR HISTORY OF BUDGET AND POSITION AUTHORITIES

FIVE-YEAR BUDGET HISTORY



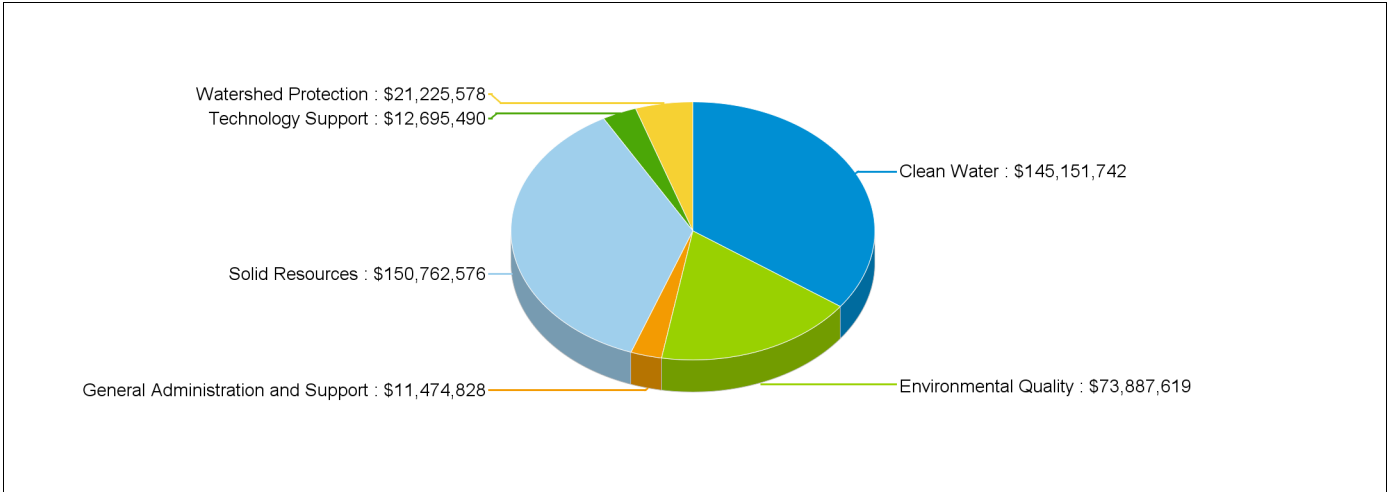
FIVE-YEAR POSITION AUTHORITY HISTORY



SUMMARY OF 2024-25 PROPOSED BUDGET CHANGES

	Total Budget			General Fund			Special Fund		
		Regular	Resolution		Regular	Resolution		Regular	Resolution
2023-24 Adopted	\$432,486,520	3,164	643	\$85,367,324 19.7%	122	417	\$347,119,196 80.3%	3,042	226
2024-25 Proposed	\$415,197,833	3,059	518	\$76,086,629 18.3%	130	350	\$339,111,204 81.7%	2,929	168
Change from Prior Year	(\$17,288,687)	(105)	(125)	(\$9,280,695)	8	(67)	(\$8,007,992)	(113)	(58)

2024-25 FUNDING DISTRIBUTION BY PROGRAM



MAIN BUDGET ITEMS

	Funding	Positions
* Measure W - Safe, Clean Water Program	\$1,835,470	14
* Hyperion Resiliency	\$3,229,161	-
* Recycling and Waste Reduction Ambassadors	\$577,259	-
* Comprehensive Cleaning and Rapid Engagement Program	\$32,366,426	-

Recapitulation of Changes

	Adopted Budget 2023-24	Total Budget Changes	Total Budget 2024-25
EXPENDITURES AND APPROPRIATIONS			
Salaries			
Salaries General	347,709,593	(8,225,505)	339,484,088
Salaries, As-Needed	1,341,650	300,000	1,641,650
Overtime General	28,275,766	(1,950,000)	26,325,766
Hiring Hall Salaries	977,025	(400,000)	577,025
Benefits Hiring Hall	338,203	(100,000)	238,203
Total Salaries	<u>378,642,237</u>	<u>(10,375,505)</u>	<u>368,266,732</u>
Expense			
Printing and Binding	605,518	(250,000)	355,518
Travel	15,000	-	15,000
Construction Expense	111,994	(101,994)	10,000
Contractual Services	40,134,029	(4,700,028)	35,434,001
Field Equipment Expense	3,181,506	(948,349)	2,233,157
Transportation	250,612	-	250,612
Utilities Expense Private Company	-	2,240	2,240
Water and Electricity	98,000	-	98,000
Uniforms	709,101	(328,227)	380,874
Office and Administrative	1,073,296	(262,364)	810,932
Operating Supplies	7,618,552	(324,460)	7,294,092
Leasing	46,675	-	46,675
Total Expense	<u>53,844,283</u>	<u>(6,913,182)</u>	<u>46,931,101</u>
Total Bureau of Sanitation	<u>432,486,520</u>	<u>(17,288,687)</u>	<u>415,197,833</u>

Recapitulation of Changes

	Adopted Budget 2023-24	Total Budget Changes	Total Budget 2024-25
SOURCES OF FUNDS			
General Fund	85,367,324	(9,280,695)	76,086,629
Solid Waste Resources Revenue Fund (Sch. 2)	129,578,874	(5,398,923)	124,179,951
Stormwater Pollution Abatement Fund (Sch. 7)	15,534,497	(724,888)	14,809,609
Sewer Operations & Maintenance Fund (Sch. 14)	153,935,337	(2,973,656)	150,961,681
Sewer Capital Fund (Sch. 14)	6,557,080	64,433	6,621,513
Los Angeles Regional Agency Trust Fund (Sch. 29)	178,179	49,869	228,048
Used Oil Collection Trust Fund (Sch. 29)	655,850	22,694	678,544
Citywide Recycling Trust Fund (Sch. 32)	20,635,278	2,239,952	22,875,230
Household Hazardous Waste Fund (Sch. 39)	3,128,338	437,061	3,565,399
Central Recycling Transfer Station Fund (Sch. 45)	1,393,612	(29,134)	1,364,478
Multi-Family Bulky Item Fee Fund (Sch. 50)	8,418,221	(2,121,394)	6,296,827
Measure W Local Return Fund (Sch. 55)	7,103,930	425,994	7,529,924
Total Funds	432,486,520	(17,288,687)	415,197,833
Percentage Change			(4.00)%
Positions	3,164	(105)	3,059

Changes Applicable to Various Programs

The following changes involve two or more budgetary programs. These changes are explained below and apportioned as single entries in the affected programs. Single-program changes are shown only in the programs involved.

Program Changes	Direct Cost	Positions	Total Cost
Changes in Salaries, Expense, Equipment, and Special Obligatory Changes			
1. 2023-24 Employee Compensation Adjustment Related costs consist of employee benefits. <i>SG: \$12,702,750</i> <i>Related Costs: \$4,428,173</i>	12,702,750	-	17,130,923
2. 2024-25 Employee Compensation Adjustment Related costs consist of employee benefits. <i>SG: \$8,193,738</i> <i>Related Costs: \$2,856,334</i>	8,193,738	-	11,050,072
3. Change in Number of Working Days Increase funding to reflect one additional working day. There will be 261 working days in 2024-25. Related costs consist of employee benefits. <i>SG: \$1,191,875</i> <i>Related Costs: \$414,890</i>	1,191,875	-	1,606,765
4. Full Funding for Partially Financed Positions Related costs consist of employee benefits. <i>SG: \$4,000,000</i> <i>Related Costs: \$1,392,399</i>	4,000,000	-	5,392,399
5. Salary Step and Turnover Effect Related costs consist of employee benefits. <i>SG: \$2,041,886</i> <i>Related Costs: \$710,781</i>	2,041,886	-	2,752,667
Deletion of One-Time Services			
6. Deletion of One-Time Expense Funding Delete one-time Salaries, As-Needed, Overtime General, and Expense Funding. <i>SAN: (\$200,000) SOT: (\$6,574,491) EX: (\$37,484,666)</i>	(44,259,157)	-	(44,259,157)
7. Deletion of Funding for Resolution Authorities Delete funding for 643 resolution authority positions. Resolution authorities are reviewed annually and continued only if sufficient funding is available to maintain the current service level. Related costs consist of employee benefits. 29 positions are continued as regular positions: Measure W – Safe, Clean Water Program (14 positions) Measure W – Fund and Operations Support (Two positions) San Fernando Valley Groundwater Recharge System (Two positions) Residential Organics and Recycling Program (Four positions)	(55,160,950)	-	(84,278,623)

Program Changes	Direct Cost	Positions	Total Cost
Changes in Salaries, Expense, Equipment, and Special			
Deletion of One-Time Services			
Climate Action Program (Two positions)			
Livability Services Division Management (Three positions)			
Clean and Green Community Program Support (One position)			
Grants Management (One position)			
498 positions are continued:			
Low Impact Development Plan Check Services (Seven positions)			
Watershed Protection Administrative Support (One position)			
Measure W – Fund and Operations Support (Two positions)			
Measure W – Division Operations Support (Three positions)			
Measure W - Safe, Clean Water Program Regional Project (Four positions)			
Hyperion Water Recycling Division (Eight positions)			
Water Recycling Expansion (14 positions)			
LAWA Landside Access Modernization Program (One position)			
Hyperion Resiliency (31 positions)			
Clean Water Support Services (Three positions)			
Non-Curbside Recycling Support (One position)			
CLARTS Administrative Support (Two positions)			
Waste Diversion Programs Supervision (Two positions)			
Staffing for Collections Program (13 positions)			
Recycling and Waste Reduction Ambassadors (7 positions)			
Billing Support (Two positions)			
Citywide Exclusive Franchise System Support (43 positions)			
Illegal Dumping and Bulky Item Pick-Up (13 positions)			
Comprehensive Plastics Reduction Program (Six positions)			
CARE+ Expansion Second Shift Team (11 positions)			
Hollywood CARE+ (Seven positions)			
Comprehensive Cleaning and Rapid Engagement Program (222 positions)			
CARE+ Coastal Area (Four positions)			
Illegal Dumping Enforcement and Clean-Up (24 positions)			
CARE/CARE+ Administrative Support (16 positions)			
Regional Storage Facilities (28 positions)			
Clean Up Green Up (One position)			
Biodiversity and Healthy Soils (Two positions)			
Brownfields Program (One position)			
CARE/CARE+ Program Support and Services (Three positions)			
CARE Information Services Oversight (One position)			
Automated Litter Bins (Eight positions)			
Livability Services Safety Training (Five positions)			
CARE Data Analysis Program Support (One position)			
Solid Resources Program Technology Support (One position)			
21 positions are not continued:			
Mobile Hygiene Centers (13 positions)			
Multi-Family Bulky Item Program - Phase II (Seven positions)			

Program Changes	Direct Cost	Positions	Total Cost
Changes in Salaries, Expense, Equipment, and Special			
Deletion of One-Time Services			
Cybersecurity and Systems Enhancement (One position)			
95 vacant positions are not continued as a result of the elimination of vacant positions:			
Measure W – Division Operations Support (One position)			
Staffing for Collections Program (Four positions)			
Recycling and Waste Reduction Ambassadors (Three positions)			
Citywide Exclusive Franchise System Support (Four positions)			
Illegal Dumping and Bulky Item Pick-Up (13 positions)			
Hollywood CARE+ (Four positions)			
Comprehensive Cleaning and Rapid Engagement Program (22 positions)			
CARE+ Coastal Area (Five positions)			
Illegal Dumping Enforcement and Clean-Up (11 positions)			
CARE/CARE+ Administrative Support (Three positions)			
Automated Litter Bins (Nine positions)			
Livability Services Safety Training (One position)			
Cybersecurity and Systems Enhancement (Two positions)			
Marketing and Public Outreach (One position)			
Ocean Assessment and Microbiology (Three positions)			
Refuse Collection Truck Operator Academy (Seven positions)			
Blackwater Services and Biohazard Disposal (Two positions)			
<i>SG: (\$55,160,950)</i>			
<i>Related Costs: (\$29,117,673)</i>			
8. Deletion of One-Time Salary Funding	(12,741,587)	-	(12,741,587)
Delete one-time Salaries General funding.			
<i>SG: (\$12,741,587)</i>			
Continuation of Services			
9. Solid Resources Overtime	-	-	(695,801)
Transfer funding from the Salaries General Account to the Overtime General Account on a one-time basis to reflect anticipated expenditures. Related costs consist of employee benefits.			
<i>SG: (\$2,000,000) SOT: \$2,000,000</i>			
<i>Related Costs: (\$695,801)</i>			

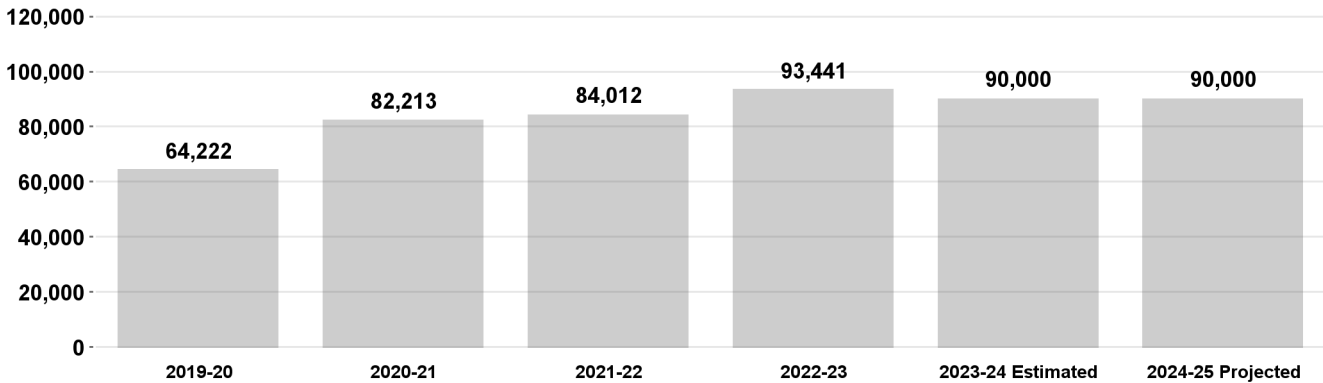
Program Changes	Direct Cost	Positions	Total Cost
Changes in Salaries, Expense, Equipment, and Special			
Efficiencies to Services			
<p>10. General Fund Salary Savings Rate Adjustment Increase the salary savings rate for the General Fund by two percent from four percent to six percent to reflect anticipated levels of attrition and vacancies. Related costs consist of employee benefits. <i>SG: (\$900,094)</i> <i>Related Costs: (\$313,143)</i></p>	(900,094)	-	(1,213,237)
<p>11. SCM Salary Savings Rate Adjustment Increase the salary savings rate for the Sewer Construction and Maintenance Fund by two percent from 12 percent to 14 percent to reflect anticipated levels of attrition and vacancies. Related costs consist of employee benefits. <i>SG: (\$3,353,908)</i> <i>Related Costs: (\$1,166,825)</i></p>	(3,353,908)	-	(4,520,733)
<p>12. Expense Account Reduction Reduce funding in the Uniforms Account (\$228,227) and reduce one-time funding in the amount of \$1,896,994 in the Hiring Hall Salaries (\$400,000), Benefits Hiring Hall (\$100,000), Printing and Binding (\$250,000), Contractual Services (\$175,000), Field Equipment (\$120,000), Operating Supplies (\$750,000), and Construction Expense (\$101,994) accounts to reflect anticipated expenditures, which include savings achieved due to Departmental efficiencies and expenditure reductions. Partial funding was provided by the Multi-Family Bulky Item Fee Fund (\$30,000), Solid Waste Resources Revenue Fund (\$1,355,221), and Stormwater Pollution Abatement Fund (\$140,000). <i>SHH: (\$400,000) SHHFB: (\$100,000) EX: (\$1,625,221)</i></p>	(2,125,221)	-	(2,125,221)
<p>13. Elimination of Vacant Positions Delete funding and regular authority for 134 positions as a result of the elimination of vacant positions. Resolution authority positions that are not continued as part of the elimination of vacant positions are reflected in the Deletion of Funding for Resolution Authorities item. Partial funding was provided by the Citywide Recycling Trust Fund (\$711,960), Central Recycling Transfer Station Fund (82,466), Multi-Family Bulky Item Fee Fund (61,924), Sewer Construction and Maintenance Fund (2,238,114), Solid Waste Resources Revenue Fund (5,616,887), and Stormwater Pollution Abatement Fund (1,976,702). Related costs consist of employee benefits. <i>SG: (\$10,723,213)</i> <i>Related Costs: (\$6,011,973)</i></p>	(10,723,213)	(134)	(16,735,186)

Program Changes	Direct Cost	Positions	Total Cost
Changes in Salaries, Expense, Equipment, and Special			
Other Changes or Adjustments			
14. Clean Water and Stormwater Program Realignment Transfer positions and funding between budgetary programs to reflect the Department's current organizational structure. There will be no change to the level of services provided to the Department. <i>SG: (\$9,118)</i> <i>Related Costs: (\$3,172)</i>	(9,118)	-	(12,290)
15. Various Positions Adjustments Add funding and regular authority for two Senior Management Analyst IIs. Delete funding and regular authority for two positions consisting of one Fiscal Systems Specialist I and one Senior Environmental Engineer. The salary cost difference will be absorbed by the Department.	-	-	-
TOTAL CHANGES APPLICABLE TO VARIOUS PROGRAMS	<u>(101,142,999)</u>	<u>(134)</u>	

Watershed Protection

This program is the lead division responsible for managing flood control protection and stormwater pollution abatement programs for the City. This is accomplished through development and implementation of projects to comply with public health and stormwater regulatory requirements. This program is charged with this responsibility under the legal mandate of the Federal Clean Water Act. Each county and municipality throughout the nation is issued a National Pollutant Discharge Elimination System (NPDES) Municipal Stormwater Permit, which regulates the treatment and abatement of stormwater discharges from large municipal storm drain systems. The NPDES Permit also enforces Total Maximum Daily Loads (TMDL) requirements, which limit the maximum amount of a pollutant that a water body can receive and still meet water quality standards.

Number of Catch Basins Cleaned



Program Changes	Direct Cost	Positions	Total Cost
Changes in Salaries, Expense, Equipment, and Special			
Apportionment of Changes Applicable to Various Programs	(5,956,026)	(27)	(8,539,242)
Related costs consist of employee benefits.			
SG: (\$5,268,026) SOT: (\$425,000) EX: (\$263,000)			
Related Costs: (\$2,583,216)			
Continuation of Services			
16. Low Impact Development Plan Check Services	1,166,309	-	1,551,173
Continue funding and resolution authority for seven positions consisting of one Civil Engineer, two Civil Engineering Associate IIs, one Environmental Engineering Associate III, and three Environmental Engineering Associate IIs to staff the Low Impact Development service counter. Continue one-time funding in the Overtime General Account to address a backlog of low impact development plan checks. The Low Impact Development program mitigates stormwater runoff and improves water quality by requiring development and redevelopment projects to use on-site measure to capture, infiltrate, and reuse rainwater when feasible. Funding is provided by the Stormwater Pollution Abatement Fund and partially offset by permit fees. Related costs consist of employee benefits.			
SG: \$766,309 SOT: \$400,000			
Related Costs: \$384,864			

Watershed Protection

Program Changes	Direct Cost	Positions	Total Cost
Changes in Salaries, Expense, Equipment, and Special			
Continuation of Services			
17. Watershed Protection Administrative Support Continue funding and resolution authority for one Accounting Clerk to support the Watershed Protection Program. Funding is provided by the Stormwater Pollution Abatement Fund. Related costs consist of employee benefits. <i>SG: \$64,818</i> <i>Related Costs: \$39,445</i>	64,818	-	104,263
18. Measure W - Safe, Clean Water Program Continue funding and add regular authority for 14 positions consisting of one Principal Environmental Engineer, two Senior Environmental Engineers, one Environmental Engineer, one Civil Engineering Associate III, two Environmental Engineering Associate IIIs, six Environmental Engineering Associate IIs, and one Environmental Specialist II to support the Measure W Safe, Clean Water Program. These positions will oversee the development of Enhanced Watershed Management Plans, green infrastructure and special environmental studies, secure grants, and prepare reports required by the County of Los Angeles. Funding is provided by the Measure W Local Return Fund. Related costs consist of employee benefits. <i>SG: \$1,835,470</i> <i>Related Costs: \$875,091</i>	1,835,470	14	2,710,561
19. Measure W - Fund and Operations Support Continue funding and add regular authority for two positions consisting of one Management Analyst and one Senior Management Analyst I to provide fund management. Continue funding and resolution authority for two positions consisting of one Wastewater Treatment Mechanic and one Wastewater Treatment Electrician II to provide operations and maintenance support of stormwater projects. Continue one-time funding in the Overtime General Account. Funding is provided by the Measure W Local Return Fund. Related costs consists of employee benefits. <i>SG: \$477,693 SOT: \$25,000</i> <i>Related Costs: \$233,770</i>	502,693	2	736,463

Watershed Protection

Program Changes	Direct Cost	Positions	Total Cost
Changes in Salaries, Expense, Equipment, and Special			
Continuation of Services			
<p>20. Measure W - Division Operations Support</p> <p>Continue funding and resolution authority for three positions consisting of one Mechanical Helper, one Instrument Mechanic, and one Wastewater Treatment Electrician I to perform operations and maintenance on projects. One vacant Maintenance Laborer is not continued. Continue one-time funding in the Operating Supplies (\$60,000), Travel (\$10,000), and Field Equipment Expense (\$7,000) accounts to support administration and operations in the Clean Water South Conveyance Division. Funding is provided by the Measure W Local Return Fund. Related costs consist of employee benefits. <i>SG: \$305,743 EX: \$77,000</i> <i>Related Costs: \$157,053</i></p>	382,743	-	539,796
<p>21. Measure W - Safe, Clean Water Program Regional Project</p> <p>Continue funding and resolution authority for four positions consisting of three Environmental Engineering Associate IIs and one Environmental Supervisor II to provide support for regional project development and overall coordination for the operations and maintenance of stormwater projects. Funding is provided by the Measure W Local Return Fund. Related costs consists of employee benefits. <i>SG: \$483,015</i> <i>Related Costs: \$235,621</i></p>	483,015	-	718,636
<p>22. Stormwater Program Office Expenses</p> <p>Add funding in the Operating Supplies (\$29,920), Contractual Services (\$21,600), and Utilities Expense Private Company (\$2,240) accounts for Media Center cost increases. Funding is provided by the Stormwater Pollution Abatement Fund. <i>EX: \$53,760</i></p>	53,760	-	53,760
Increased Services			
<p>23. GIS Support</p> <p>Add nine-months funding and resolution authority for two positions consisting of one Geographic Information Systems Supervisor I and one Geographic Information Systems Specialist to support ongoing projects implementing stormwater capture, pollutant reduction, and green space. Funding is provided by the Stormwater Pollution Fund and Measure W Local Return Fund. Related costs consist of employee benefits. <i>SG: \$157,839</i> <i>Related Costs: \$88,703</i></p>	157,839	-	246,542

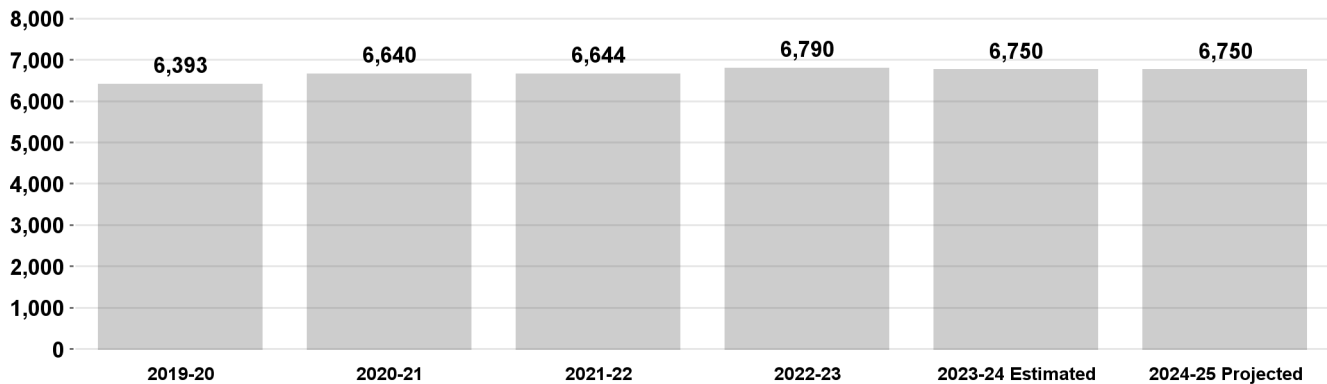
Watershed Protection

TOTAL Watershed Protection	<u>(1,309,379)</u>	<u>(11)</u>
2023-24 Program Budget	22,534,957	179
Changes in Salaries, Expense, Equipment, and Special	<u>(1,309,379)</u>	<u>(11)</u>
2024-25 PROGRAM BUDGET	<u>21,225,578</u>	<u>168</u>

Clean Water

This program is comprised of wastewater collection, conveyance, treatment, and disposal. The City's wastewater system serves over 4 million people with approximately 6,700 miles of pipeline. The Hyperion Water Reclamation Plant and Terminal Island Water Reclamation Plant (TIWRP) process 370 million gallons of flow per day (MGD) providing full secondary treatment. TIWRP performs additional tertiary treatment resulting in Class A biosolids products that are beneficially land-applied at a City-owned Kern County farm. The Donald C. Tillman and Los Angeles-Glendale Reclamation Plants process 75 MGD of wastewater to provide 16 MGD of specially treated reclaimed water used by a number of contract users.

Sewer Miles Cleaned



Program Changes	Direct Cost	Positions	Total Cost
Changes in Salaries, Expense, Equipment, and Special			
Apportionment of Changes Applicable to Various Programs	(8,202,446)	(23)	(10,321,993)
Related costs consist of employee benefits.			
SG: (\$8,202,446)			
Related Costs: (\$2,119,547)			
Continuation of Services			
24. Hyperion Water Recycling Division	1,020,622	-	1,510,856
Continue funding and resolution authority for eight positions consisting of one Principal Environmental Engineer, one Senior Environmental Engineer, two Environmental Engineers, two Environmental Engineering Associate IIIs, and two Environmental Engineering Associate IIs to implement water recycling projects. These positions oversee the planning and construction of water recycling facilities in order to meet a 100 percent recycled water goal by 2035. Funding is provided by the Sewer Construction and Maintenance Fund. Related costs consist of employee benefits.			
SG: \$1,020,622			
Related Costs: \$490,234			

Clean Water

Program Changes	Direct Cost	Positions	Total Cost
Changes in Salaries, Expense, Equipment, and Special			
Continuation of Services			
25. San Fernando Valley Groundwater Recharge System Continue funding and add regular authority for two positions consisting of one Sanitation Wastewater Manager II and one Environmental Engineer to support water reclamation projects, including the San Fernando Valley Groundwater Recharge System Advanced Water Purification Facility. Funding is provided by the Sewer Construction and Maintenance Fund. Related costs consist of employee benefits. <i>SG: \$292,723</i> <i>Related Costs: \$135,628</i>	292,723	2	428,351
26. Water Recycling Expansion Continue funding and resolution authority for 14 positions consisting of one Senior Wastewater Treatment Operator, one Senior Environmental Engineer, two Environmental Engineers, one Management Analyst, one Senior Administrative Clerk, one Environmental Engineering Associate III, and seven Environmental Engineering Associate IIs to support water recycling activities within the Clean Water Program. Funding is provided by the Sewer Construction and Maintenance Fund. Related costs consists of employee benefits. <i>SG: \$1,532,877</i> <i>Related Costs: \$769,819</i>	1,532,877	-	2,302,696
27. LAWA Landside Access Modernization Program Continue funding and resolution authority for one Environmental Engineer to support the Los Angeles World Airports (LAWA) Landside Access Modernization Program (LAMP). This position reviews, approves, and issues environmental permits for new facilities and improvements that require connection to the City's sewer system. In addition, this position ensures that LAMP projects comply with the City's Zero Waste Policy and provides technical support and services to LAWA. Funding is provided by the Sewer Construction and Maintenance Fund. This position is partially reimbursed by LAWA. Related costs consist of employee benefits. <i>SG: \$129,955</i> <i>Related Costs: \$62,106</i>	129,955	-	192,061

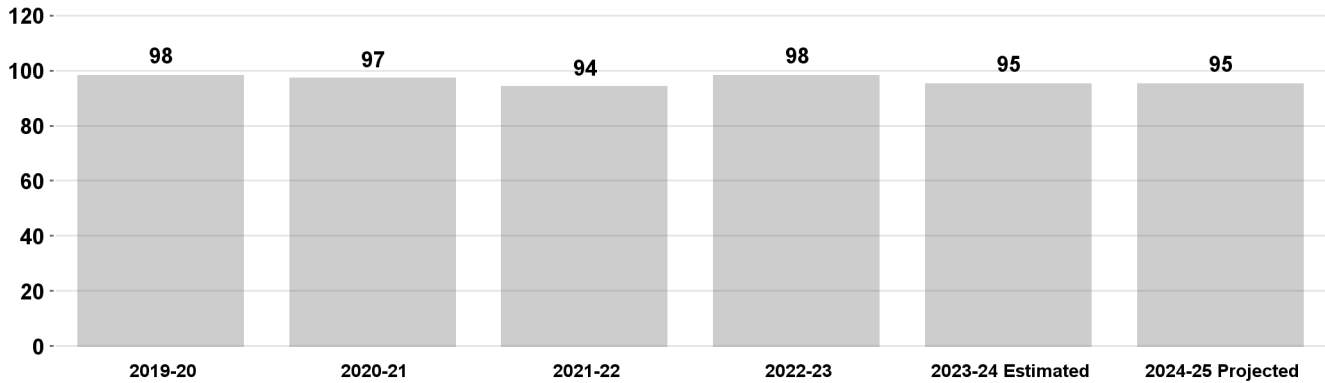
Clean Water

Program Changes	Direct Cost	Positions	Total Cost
Changes in Salaries, Expense, Equipment, and Special			
Continuation of Services			
28. Hyperion Resiliency Continue funding and resolution authority for 31 positions consisting of one Senior Environmental Engineer, one Wastewater Treatment Electrician Supervisor, nine Wastewater Treatment Electrician Is, one Wastewater Treatment Mechanic, two Plumbers, eight Wastewater Treatment Operator Is, two Carpenters, two Painters, two Environmental Engineering Associate IIIs, and three Environmental Engineering Associate IIs to improve resiliency at the Hyperion Water Reclamation Plant. Funding is provided by the Sewer Construction and Maintenance Fund. Related costs consists of employee benefits. <i>SG: \$3,229,161</i> <i>Related Costs: \$1,647,171</i>	3,229,161	-	4,876,332
29. Clean Water Support Services Continue funding and resolution authority for three positions consisting of one Environmental Engineer, one Wastewater Treatment Operator II, and one Wastewater Treatment Operator III to support the Clean Water Program. Funding is provided by the Sewer Construction and Maintenance Fund. Related costs consist of employee benefits. <i>SG: \$359,325</i> <i>Related Costs: \$175,694</i>	359,325	-	535,019
Other Changes or Adjustments			
30. Clean Water Support Add funding and regular authority for one Power Shovel Operator to support the Clean Water systems group. Delete funding and regular authority for one Senior Painter. Funding was provided by the Sewer Construction and Maintenance Fund. Related costs consist of employee benefits. <i>SG: (\$562)</i> <i>Related Costs: (\$196)</i>	(562)	-	(758)
TOTAL Clean Water	<u>(1,638,345)</u>	<u>(21)</u>	
2023-24 Program Budget	146,790,087	1,309	
Changes in Salaries, Expense, Equipment, and Special	<u>(1,638,345)</u>	<u>(21)</u>	
2024-25 PROGRAM BUDGET	<u>145,151,742</u>	<u>1,288</u>	

Solid Resources

This program includes the collection, recycling, and disposal of solid waste, green waste, and other solid resources materials for single-family residences and small apartment complexes Citywide, and manages contracted recycling, solids, and green waste collection programs for apartments and commercial and industrial businesses. The program also provides for the proper recycling and disposal of household hazardous waste via Solvent, Automotives, Flammables, and Electronics (SAFE) Centers, bulky item pick-ups, and conducts the necessary planning and development of long-term alternatives to landfill disposal and for clean fuel programs related to solid waste.

Citywide Bulky Item Pick-up Rate (percentage)



Program Changes	Direct Cost	Positions	Total Cost
Changes in Salaries, Expense, Equipment, and Special			
Apportionment of Changes Applicable to Various Programs	(18,011,099)	(75)	(23,168,369)
Related costs consist of employee benefits.			
SG: (\$10,777,884) SHH: (\$400,000) SHHFB: (\$100,000)			
SOT: (\$1,997,994) EX: (\$4,735,221)			
Related Costs: (\$5,157,270)			
Continuation of Services			
31. Non-Curbside Recycling Support	113,841	-	170,341
Continue funding and resolution authority for one Environmental Engineering Associate II to manage the Used Oil Program. This program ensures compliance with state requirements and used oil grants and inspects, monitors, and provides technical assistance to over 230 state-certified used oil collection centers. Funding is provided by the Used Oil Collection Trust Fund. Related costs consist of employee benefits.			
SG: \$113,841			
Related Costs: \$56,500			
32. CLARTS Administrative Support	107,070	-	178,110
Continue funding and resolution authority for for two Administrative Clerks to provide administrative and operations support at the Central Los Angeles Recycling and Transfer Station. Funding is provided by the Central Recycling Transfer Station Fund. Related costs consist of employee benefits.			
SG: \$107,070			
Related Costs: \$71,040			

Solid Resources

Program Changes	Direct Cost	Positions	Total Cost
Changes in Salaries, Expense, Equipment, and Special			
Continuation of Services			
33. Waste Diversion Programs Supervision Continue funding and resolution authority for two positions consisting of one Environmental Engineering Associate III and one Environmental Specialist II to supervise e-waste, used oil, and other non-curbide recycling programs and support AB 939 compliance reporting. Funding is provided by the Household Hazardous Waste Fund (\$129,242) and Los Angeles Regional Agency Fund (\$101,463). Related costs consist of employee benefits. <i>SG: \$230,705</i> <i>Related Costs: \$114,052</i>	230,705	-	344,757
34. Staffing for Collections Program Continue funding and resolution authority for 13 Maintenance Laborers to support the solid waste collections program. Four vacant Maintenance Laborers are not continued. Funding is provided by the Solid Waste Resources Revenue Fund. Related costs consist of employee benefits. <i>SG: \$793,269</i> <i>Related Costs: \$495,614</i>	793,269	-	1,288,883
35. Residential Organics and Recycling Program Continue funding and add regular authority for four positions consisting of one Senior Environmental Engineer and three Environmental Engineering Associate IIs to support the Residential Organics and Recycling Program. These positions lead the effort to develop and implement a plan to achieve zero waste. Funding is provided by the Citywide Recycling Trust Fund (\$313,357) and the Solid Waste Resources Revenue Fund (\$164,344). Related costs consist of employee benefits. <i>SG: \$477,701</i> <i>Related Costs: \$233,772</i>	477,701	4	711,473
36. Recycling and Waste Reduction Ambassadors Continue funding and resolution authority for seven Refuse Collection Truck Operator IIs to serve as Ambassadors to conduct waste evaluations and educate the public on the proper use of bins. Three vacant Refuse Collection Truck Operator IIs are not continued. Funding is provided by the Solid Waste Resources Revenue Fund. Related costs consist of employee benefits. <i>SG: \$577,259</i> <i>Related Costs: \$319,093</i>	577,259	-	896,352

Solid Resources

Program Changes	Direct Cost	Positions	Total Cost
Changes in Salaries, Expense, Equipment, and Special			
Continuation of Services			
37. Billing Support Continue funding and resolution authority for two Management Analysts to support solid waste billing reconciliation. Funding is provided by the Solid Waste Resources Revenue Fund. Related costs consist of employee benefits. <i>SG: \$206,862</i> <i>Related Costs: \$105,757</i>	206,862	-	312,619
38. Citywide Exclusive Franchise System Support Continue funding and resolution authority for 43 positions consisting of two Senior Environmental Compliance Inspectors, 11 Environmental Compliance Inspectors, 16 Communications Information Representative IIs, 10 Management Analysts, two Administrative Clerks, one Senior Management Analyst II, and one Senior Management Analyst I for the administration of the City's Exclusive Franchise System for Commercial and Multi-Family Solid Waste Collection (also known as recycLA). Four vacant positions consisting of three Environmental Compliance Inspectors and one Management Analyst are not continued. Continue one-time funding in the Contractual Services Account for waste characterization studies to ensure that franchise haulers are meeting waste diversion goals as set forth in the Franchise Agreements. Funding is provided by the Citywide Recycling Trust Fund. Related costs consist of employee benefits. <i>SG: \$3,440,339 EX: \$500,000</i> <i>Related Costs: \$1,923,380</i>	3,940,339	-	5,863,719
39. Illegal Dumping and Bulky Item Pick-Up Continue funding and resolution authority for 13 positions consisting of one Refuse Collection Supervisor and 12 Refuse Collection Truck Operator IIs to support the Multi-Family Bulky Item collection program and service unreported bulky items from high density multi-family pockets within the City. Thirteen vacant Refuse Collection Truck Operator IIs are not continued. Continue one-time funding in the Contractual Services Account to obtain rental vehicles for the Multi-Family Bulky Item Expansion Program. Funding is provided by the Multi-Family Bulky Item Fee Fund. Related costs consist of employee benefits. <i>SG: \$1,101,367 EX: \$1,289,705</i> <i>Related Costs: \$602,801</i>	2,391,072	-	2,993,873

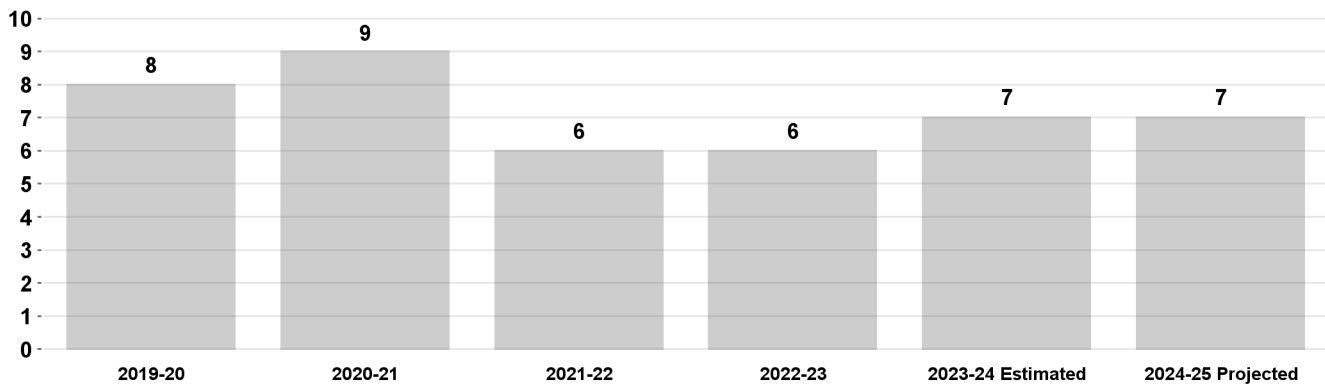
Solid Resources

Program Changes	Direct Cost	Positions	Total Cost
Changes in Salaries, Expense, Equipment, and Special			
Continuation of Services			
40. Comprehensive Plastics Reduction Program Continue funding and resolution authority for six positions consisting of one Environmental Affairs Officer, one Principal Public Relations Representative, three Environmental Specialist IIs, and one Environmental Supervisor II to support the Comprehensive Plastics Reduction Program. Continue one-time funding in the Contractual Services Account for single-use plastic reduction activities. Funding is provided by the Citywide Recycling Trust Fund. Related costs consist of employee benefits. <i>SG: \$650,145 EX: \$1,500,000</i> <i>Related Costs: \$327,556</i>	2,150,145	-	2,477,701
Increased Services			
41. SAFE Center Operations Support Add one-time funding in the Salaries, As-Needed (\$300,000) and Overtime General (\$50,000) accounts to address increased customer service needs. Funding is provided by the Household Hazardous Waste Fund. <i>SAN: \$300,000 SOT: \$50,000</i>	350,000	-	350,000
42. Solid Resources Administrative Support Add nine-months funding and resolution authority for one Principal Clerk to provide supervisory support to staff in the Solid's yards. Funding is provided by the Solid Waste Resources Revenue Fund. Related costs consist of employee benefits. <i>SG: \$67,551</i> <i>Related Costs: \$40,396</i>	67,551	-	107,947
Other Changes or Adjustments			
43. recycLA Regulatory Compliance Support Upgrade two Environmental Engineering Associate IIs to two Environmental Engineering Associate IIIs to support increased regulatory compliance requirements of the recycLA program. The incremental salary cost will be absorbed by the Department.	-	-	-
TOTAL Solid Resources	(6,605,285)	(71)	
2023-24 Program Budget	157,367,861	1,399	
Changes in Salaries, Expense, Equipment, and Special	(6,605,285)	(71)	
2024-25 PROGRAM BUDGET	150,762,576	1,328	

Environmental Quality

This program addresses emerging and existing environmental quality activities and includes the Department's Climate Change, Clean Streets Initiative, Clean Up Green Up, and Citywide Comprehensive Cleaning and Rapid Engagement (CARE/CARE+) programs. The General Fund is the major funding source for this program as this work has general Citywide benefits and is not an eligible expenditure for the Department's various special funds.

Average Number of Days to Close Out a Service Request



Program Changes	Direct Cost	Positions	Total Cost
Changes in Salaries, Expense, Equipment, and Special			
Apportionment of Changes Applicable to Various Programs	(67,626,902)	-	(84,896,185)
Related costs consist of employee benefits.			
SG: (\$31,865,284) SAN: (\$200,000) SOT: (\$2,149,491)			
EX: (\$33,412,127)			
Related Costs: (\$17,269,283)			
Continuation of Services			
44. CARE+ Expansion Second Shift Team	898,505	-	1,396,940
Continue funding and resolution authority for 11 positions consisting of one Refuse Collection Supervisor, one Senior Environmental Compliance Inspector, two Environmental Compliance Inspectors, three Refuse Collection Truck Operator IIs, and four Maintenance Laborers for a CARE+ team on a second shift. Related costs consist of employee benefits.			
SG: \$898,505			
Related Costs: \$498,435			

Environmental Quality

Program Changes	Direct Cost	Positions	Total Cost
Changes in Salaries, Expense, Equipment, and Special			
Continuation of Services			
45. Hollywood CARE+ Continue funding and resolution authority for seven positions consisting of one Refuse Collection Supervisor, one Senior Environmental Compliance Inspector, one Refuse Collection Truck Operator II, one Environmental Compliance Inspector, and three Maintenance Laborers for one CARE+ Team to service three Council Districts in the Hollywood area. Four vacant positions consisting of one Environmental Compliance Inspector, two Refuse Collection Truck Operator IIs, and one Maintenance Laborer are not continued. Continue one-time funding in the Contractual Services (\$189,500), Field Equipment Expense (\$27,000), Uniforms (\$1,300), Office and Administrative (\$600), and Operating Supplies (\$20,100) accounts. Related costs consist of employee benefits. <i>SG: \$581,713 EX: \$238,500</i> <i>Related Costs: \$320,643</i>	820,213	-	1,140,856
46. Comprehensive Cleaning and Rapid Engagement Program Continue funding and resolution authority for 222 positions consisting of 48 Environmental Compliance Inspectors, 13 Senior Environmental Compliance Inspectors, three Chief Environmental Compliance Inspectors Is, one Chief Environmental Compliance Inspector II, one Sanitation Wastewater Manager I, 78 Maintenance Laborers, 62 Refuse Collection Truck Operator IIs, nine Refuse Collection Supervisors, three Solid Resources Superintendents, one Sanitation Solid Resources Manager I, one Public Relations Specialist II, one Senior Management Analyst I, and one Senior Management Analyst II. These positions will staff 22 CARE+ and 5 CARE teams. Twenty-two positions consisting of 18 Environmental Compliance Inspectors, three Refuse Collection Truck Operator IIs, and one Maintenance Laborer are not continued. Continue one-time funding in the Salaries, As-Needed (\$200,000), Overtime General (\$2,011,770), Contractual Services (\$7,334,807), Field Equipment Expense (\$1,704,902), Uniforms (\$54,550), Office and Administrative (\$93,446), and Operating Supplies (\$2,530,937) accounts for hazardous waste removal and disposal, vehicle rentals, equipment and staff supplies. Related costs consist of employee benefits. <i>SG: \$18,436,014 SAN: \$200,000 SOT: \$2,011,770</i> <i>EX: \$11,718,642</i> <i>Related Costs: \$10,164,596</i>	32,366,426	-	42,531,022

Environmental Quality

Program Changes	Direct Cost	Positions	Total Cost
Changes in Salaries, Expense, Equipment, and Special			
Continuation of Services			
47. CARE+ Coastal Area Continue funding and resolution authority for four Maintenance Laborers to service the coastal area, including Venice, Pacific Palisades, Playa del Rey, and Playa Vista. Five vacant positions consisting of three Refuse Collection Truck Operator IIs and two Environmental Compliance Inspectors are not continued. Continue one-time funding in the Contractual Services (\$54,758), Field Equipment Expense (\$6,645), Uniforms (\$173), Office and Administrative (\$855), and Operating Supplies (\$13,200) accounts. Related costs consist of employee benefits. <i>SG: \$241,567 EX: \$75,631</i> <i>Related Costs: \$151,621</i>	317,198	-	468,819
48. Illegal Dumping Enforcement and Clean-Up Continue funding and resolution authority for 24 positions consisting of one Sanitation Solid Resources Manager I, one Solid Resources Superintendent, one Senior Environmental Compliance Inspector, six Refuse Collection Truck Operator IIs, four Environmental Compliance Inspectors, seven Maintenance Laborers, two Administrative Clerks, one Service Coordinator, and one Geographic Information Systems Specialist to investigate and enforce against illegal dumping. Eleven vacant positions consisting of six Environmental Compliance Inspectors, three Refuse Collection Truck Operator IIs, and two Maintenance Laborers are not continued. Related costs consist of employee benefits. <i>SG: \$2,035,873</i> <i>Related Costs: \$1,113,762</i>	2,035,873	-	3,149,635
49. CARE/CARE+ Administrative Support Continue funding and resolution authority for 16 positions consisting of five Administrative Clerks, two Senior Administrative Clerks, one Accounting Clerk, one Senior Communications Operator I, five Management Analysts, one Senior Management Analyst I, and one Senior Management Analyst II to provide administrative support for the CARE/ CARE+ teams. Three vacant positions consisting of two Management Analysts and one Senior Administrative Clerk are not continued. Continue one-time funding in the Office and Administrative Account. Related costs consist of employee benefits. <i>SG: \$1,373,379 EX: \$1,735</i> <i>Related Costs: \$748,120</i>	1,375,114	-	2,123,234

Environmental Quality

Program Changes	Direct Cost	Positions	Total Cost
Changes in Salaries, Expense, Equipment, and Special			
Continuation of Services			
50. Regional Storage Facilities Continue funding and resolution authority for 28 positions consisting of one Chief Environmental Compliance Inspector I, two Senior Environmental Compliance Inspectors, 11 Environmental Compliance Inspectors, 11 Maintenance Laborers, and three Administrative Clerks to support regional storage facilities at three Hubs (Lopez Canyon, Central Los Angeles Recycling and Transfer Station, and Jefferson Yard), which are served by multiple satellite facilities. Continue one-time funding in the Overtime General (\$50,000), Contractual Services (\$278,000), Field Equipment Expense (\$200,000), Uniforms (\$46,000), Office and Administrative (\$63,694), and Operating Supplies (\$791,000) accounts. Related costs consist of employee benefits. <i>SG: \$2,216,807 SOT: \$50,000 EX: \$1,378,694</i> <i>Related Costs: \$1,244,289</i>	3,645,501	-	4,889,790
51. Clean Up Green Up Program Continue funding and resolution authority for one Environmental Affairs Officer to support the Clean Up Green Up Program. This position educates businesses and provides assistance to implement business practices that aim to reduce energy, water, and toxin use and increase the amount of waste diverted from landfills. Related costs consist of employee benefits. <i>SG: \$155,682</i> <i>Related Costs: \$71,057</i>	155,682	-	226,739
52. Climate Action Program Continue funding and add regular authority for two positions consisting of one Environmental Supervisor I and one Environmental Specialist II to lead the preparation of annual municipal and community-wide greenhouse gas inventories, maintain a criteria air pollutant inventory, and support the development of a climate budgeting pilot. Related costs consist of employee benefits. <i>SG: \$219,781</i> <i>Related Costs: \$110,252</i>	219,781	2	330,033
53. Biodiversity and Healthy Soils Continue funding and resolution authority for two positions consisting of one Environmental Specialist I and one Environmental Supervisor I to support biodiversity and healthy soils work. Related costs consist of employee benefits. <i>SG: \$202,510</i> <i>Related Costs: \$104,243</i>	202,510	-	306,753

Environmental Quality

Program Changes	Direct Cost	Positions	Total Cost
Changes in Salaries, Expense, Equipment, and Special			
Continuation of Services			
54. Brownfields Program Continue funding and resolution authority for one Environmental Specialist II to provide technical support for the Citywide Brownfields Program. Related costs consist of employee benefits. <i>SG: \$100,417</i> <i>Related Costs: \$51,830</i>	100,417	-	152,247
55. Livability Services Division Management Continue funding and add regular authority for three positions consisting of one Sanitation Solid Resources Manager II, one Sanitation Solid Resources Manager I, and one Wastewater Collection Supervisor to serve as the management team for the Livability Services Division. Related costs consist of employee benefits. <i>SG: \$487,498</i> <i>Related Costs: \$220,285</i>	487,498	3	707,783
56. CARE/CARE+ Program Support and Services Continue funding and resolution authority for three positions consisting of one Service Coordinator, one Senior Management Analyst I, and one Management Analyst to support the CARE and CARE+ teams. Continue one-time funding in the Contractual Services Account for hazardous waste removal (\$3,401,000) and vehicle rental services (\$1,518,000) to support the CARE teams' comprehensive cleaning program. Related costs consist of employee benefits. <i>SG: \$355,053 EX: \$4,919,000</i> <i>Related Costs: \$174,208</i>	5,274,053	-	5,448,261
57. Livability Services Support Continue one-time funding in the Operating Supplies (\$586,620) and Contractual Services (\$5,136,000) accounts to support increased tip fee, rental vehicle, and hazardous waste disposal costs and services for Livability Services programs. <i>EX: \$5,722,620</i>	5,722,620	-	5,722,620
58. CARE Information Services Oversight Continue funding and resolution authority for one Geographic Information Systems Supervisor I to oversee the CARE Program's digital data collection, service tracking, and reporting and other Livability Services data programs. Related costs consist of employee benefits. <i>SG: \$118,545</i> <i>Related Costs: \$58,137</i>	118,545	-	176,682

Environmental Quality

Program Changes	Direct Cost	Positions	Total Cost
Changes in Salaries, Expense, Equipment, and Special			
Continuation of Services			
59. Automated Litter Bins Continue funding and resolution authority for eight positions consisting of one Refuse Collection Supervisor and seven Maintenance Laborers to increase deployment and collection of automated litter bins. Nine vacant Maintenance Laborers are not continued. Continue one-time funding in the Contractual Services (\$453,600) and Field Equipment Expense (\$132,516) accounts. Related costs consist of employee benefits. <i>SG: \$533,369 EX: \$586,116</i> <i>Related Costs: \$320,720</i>	1,119,485	-	1,440,205
60. Mobile Hygiene Centers Add funding and resolution authority for 13 Wastewater Collection Worker IIs to support the Mobile Hygiene Center program associated with CARE+ teams. Thirteen Maintenance Laborers are not continued. Continue one-time funding in the Contractual Services (\$2,995,000), Overtime General (\$87,721), Operating Supplies (\$57,493), Water and Electricity (\$98,000), and Uniforms (\$5,967) accounts for community based organization services, tow vehicle rental, and program expenses. Related costs consist of employee benefits. <i>SG: \$868,708 SOT: \$87,721 EX: \$3,156,460</i> <i>Related Costs: \$521,858</i>	4,112,889	-	4,634,747
61. Livability Services Safety Training Continue funding and resolution authority for five positions consisting of one Safety Engineer, three Refuse Crew Field Instructors, and one Safety Engineering Associate II to establish safety procedures and practices for CARE/CARE+ teams. One vacant Safety Engineering Associate II is not continued. Related costs consist of employee benefits. <i>SG: \$514,761</i> <i>Related Costs: \$263,560</i>	514,761	-	778,321

Environmental Quality

Program Changes	Direct Cost	Positions	Total Cost
Changes in Salaries, Expense, Equipment, and Special			
Increased Services			
62. Livability Services Inventory Support Add nine-months funding and resolution authority for one Storekeeper II to manage supplies inventory and distribution at the newly centralized warehouse at the Livability Services, Young's Market location. Related costs consist of employee benefits. <i>SG: \$47,041</i> <i>Related Costs: \$33,261</i>	47,041	-	80,302
63. Brownfields Program Support Add one-time funding in the Contractual Services Account to support environmental assessments, oversight fees, and regulatory training costs for the Brownfields Program. <i>EX: \$200,000</i>	200,000	-	200,000
64. Livability Services Management Expansion Add nine-months funding and resolution authority for one Sanitation Solid Resources Manager II to manage a newly established Livability Services CARE Division. Related costs consist of employee benefits. <i>SG: \$125,796</i> <i>Related Costs: \$60,659</i>	125,796	-	186,455
65. Livability Services Facilities Planning Add nine-months funding and resolution authority for one Civil Engineering Associate III to lead planning, design, construction, and maintenance oversight of the five permanent Livability Services regional facilities. Related costs consist of employee benefits. <i>SG: \$88,790</i> <i>Related Costs: \$47,785</i>	88,790	-	136,575
TOTAL Environmental Quality	(7,678,204)	5	
2023-24 Program Budget	81,565,823	113	
Changes in Salaries, Expense, Equipment, and Special	(7,678,204)	5	
2024-25 PROGRAM BUDGET	73,887,619	118	

Technology Support

This program provides information technology and the technical management and support for all the automated systems. Systems are used in the stormwater, wastewater treatment and conveyance, solid resources programs, and for financial and administration support. Information technology includes management of over 2,200 personal computers, three data centers, and complex networks. The program includes management of over 60 applications ranging from Geographic Information Systems (GIS) and work order systems, service request systems used by the call center, industrial process control systems, and environmental and regulatory compliance systems.

Program Changes	Direct Cost	Positions	Total Cost
Changes in Salaries, Expense, Equipment, and Special			
Apportionment of Changes Applicable to Various Programs Related costs consist of employee benefits. <i>SG: (\$606,217) SOT: (\$315) EX: (\$699,539)</i> <i>Related Costs: (\$340,783)</i>	(1,306,071)	(5)	(1,646,854)
Continuation of Services			
66. CARE Data Analysis Program Support Continue funding and resolution authority for one Senior Systems Analyst I to provide data analysis in support of the CARE program. Related costs consist of employee benefits. <i>SG: \$118,249</i> <i>Related Costs: \$58,034</i>	118,249	-	176,283
67. Solid Resources Program Technology Support Continue funding and resolution authority for one Programmer Analyst III to update systems to support Senate Bill 1383 mandated activities. Funding is provided by the Solid Waste Resources Revenue Fund. Related costs consist of employee benefits. <i>SG: \$89,419</i> <i>Related Costs: \$48,004</i>	89,419	-	137,423
68. Watershed Protection Technology Support Continue funding in the Contractual Services (\$27,500) and Operating Supplies (\$106,875) accounts for technical support and equipment. Funding is provided by the Stormwater Pollution Abatement Fund (\$42,320) and the Measure W Local Return Fund (\$92,055). <i>EX: \$134,375</i>	134,375	-	134,375

Technology Support

Program Changes	Direct Cost	Positions	Total Cost
Changes in Salaries, Expense, Equipment, and Special			
Increased Services			
69. recyclA Support Add funding and regular authority for one Programmer Analyst III to develop, maintain, and support various recyclA software applications including MyLA311. Delete funding and regular authority for one Systems Analyst. Add one-time funding in the Contractual Services Account to upgrade the recyclA program's central database. Funding is provided by the Citywide Recycling Trust Fund. Related costs consist of employee benefits. <i>SG: (\$13,608) EX: \$119,467</i> <i>Related Costs: (\$4,734)</i>	105,859	-	101,125
70. My LA311 Replatform Add one-time funding in the Operating Supplies Account to support Customer Relationship Management system upgrades and connectivity with the Citywide MyLA311 service platform. <i>EX: \$525,000</i>	525,000	-	525,000
Other Changes or Adjustments			
71. Technology Support Funding Realignment Realign funding between various special funds and the General Fund to align with anticipated staffing expenditures. There will be no net change to the overall funding provided to the Department.	-	-	-
TOTAL Technology Support	(333,169)	(5)	
2023-24 Program Budget	13,028,659	70	
Changes in Salaries, Expense, Equipment, and Special	(333,169)	(5)	
2024-25 PROGRAM BUDGET	12,695,490	65	

General Administration and Support

This program provides for management and administrative support functions, including Department and division administration, planning, and administrative services. It is comprised of two divisions - Administration and Financial Management. The Administration Division is responsible for providing support for all divisions at worksites and centralized services in these areas: purchasing, payroll, personnel, and specific centralized expenses. The Financial Management Division provides services related to tracking and reporting of expenditures to various regulatory agencies for Sanitation's annual operating budget.

Program Changes	Direct Cost	Positions	Total Cost
Changes in Salaries, Expense, Equipment, and Special			
Apportionment of Changes Applicable to Various Programs Related costs consist of employee benefits. <i>SG: (\$38,764) SOT: (\$1,691)</i> <i>Related Costs: (\$35,911)</i>	(40,455)	(4)	(76,366)
Continuation of Services			
72. Clean and Green Community Program Support Continue funding and add regular authority for one Community Affairs Advocate to develop and implement community engagement strategies. Partial funding is provided by the Citywide Recycling Trust Fund (\$7,293), Sewer Construction and Maintenance Fund (\$49,277), Solid Waste Resources Revenue Fund (\$50,342), and Stormwater Pollution Abatement Fund (\$5,948). Related costs consist of employee benefits. <i>SG: \$125,972</i> <i>Related Costs: \$64,411</i>	125,972	1	190,383
73. Grants Management Continue funding and add regular authority for one Environmental Engineer to manage, research, and apply for grants. Partial funding is provided by the Sewer Construction and Maintenance Fund (\$33,789). Related costs consist of employee benefits. <i>SG: \$138,698</i> <i>Related Costs: \$68,272</i>	138,698	1	206,970
Increased Services			
74. Purchasing Support Add nine-months funding and resolution authority for one Accounting Clerk to support purchasing activities. Partial funding is provided by the Citywide Recycling Trust Fund (\$2,980), Sewer Construction and Maintenance Fund (\$20,138), Solid Resources Revenue Fund (\$20,573), and Stormwater Pollution Abatement Fund (\$2,431). Related costs consist of employee benefits. <i>SG: \$51,480</i> <i>Related Costs: \$34,372</i>	51,480	-	85,852

General Administration and Support

Program Changes	Direct Cost	Positions	Total Cost
Changes in Salaries, Expense, Equipment, and Special			
Other Changes or Adjustments			
75. Contractual Services Realignment	-	-	-
Transfer funding between accounts to reflect the Department's current organizational needs. There will be no change to the level of services provided nor to the overall funding provided to the Department.			
TOTAL General Administration and Support	275,695	(2)	
2023-24 Program Budget	11,199,133	94	
Changes in Salaries, Expense, Equipment, and Special	275,695	(2)	
2024-25 PROGRAM BUDGET	11,474,828	92	

**BUREAU OF SANITATION
DETAIL OF CONTRACTUAL SERVICES ACCOUNT**

2022-23 Actual Expenditures	2023-24 Adopted Budget	2023-24 Estimated Expenditures	Program/Code/Description	2024-25 Contract Amount
Watershed Protection - BE8201				
Administrative Division				
\$ -	\$ 8,600	\$ 8,600	1. Telephones.....	\$ 8,600
-	3,000	3,000	2. Rental pagers.....	3,000
13,995	3,900	15,500	3. Cell phone services.....	3,900
53,922	53,922	53,900	4. Media Center utility and janitorial costs.....	75,522
<u>\$ 67,917</u>	<u>\$ 69,422</u>	<u>\$ 81,000</u>	Administrative Division Total	<u>\$ 91,022</u>
Environmental Monitoring Division				
\$ 9,298	\$ 160,631	\$ 109,000	5. Laboratory analysis.....	\$ 60,631
<u>\$ 9,298</u>	<u>\$ 160,631</u>	<u>\$ 109,000</u>	Environmental Monitoring Division Total	<u>\$ 60,631</u>
Financial Management Division				
\$ 3,000	\$ 2,000	\$ 2,000	6. Los Angeles County tax roll database.....	\$ 2,000
<u>\$ 3,000</u>	<u>\$ 2,000</u>	<u>\$ 2,000</u>	Financial Management Division Total	<u>\$ 2,000</u>
Clean Water North Conveyance Division				
\$ 45,496	\$ 75,000	\$ 44,000	7. Green infrastructure maintenance services - Echo Park.....	\$ 75,000
-	100,000	100,000	8. Green infrastructure maintenance services - Machado Lake.....	100,000
-	125,000	125,000	9. Green infrastructure maintenance services - South Los Angeles.....	125,000
-	12,000	12,000	10. Emergency tree removal and fencing.....	12,000
<u>\$ 45,496</u>	<u>\$ 312,000</u>	<u>\$ 281,000</u>	Clean Water North Conveyance Division Total	<u>\$ 312,000</u>
Watershed Protection Division				
\$ 2,341	\$ 22,000	\$ 53,000	11. Equipment lease and maintenance.....	\$ 22,000
14,615	17,160	17,000	12. Wireless services.....	17,160
<u>\$ 16,956</u>	<u>\$ 39,160</u>	<u>\$ 70,000</u>	Watershed Protection Division Total	<u>\$ 39,160</u>
<u>\$ 142,667</u>	<u>\$ 583,213</u>	<u>\$ 543,000</u>	Watershed Protection Total	<u>\$ 504,813</u>
Clean Water Program - BF8202				
Administration Division				
\$ -	\$ 18,190	\$ 17,000	13. Media Center utility and janitorial	\$ 18,190
<u>\$ -</u>	<u>\$ 18,190</u>	<u>\$ 17,000</u>	Administration Division Total	<u>\$ 18,190</u>
<u>\$ -</u>	<u>\$ 18,190</u>	<u>\$ 17,000</u>	Clean Water Total	<u>\$ 18,190</u>
Solid Resources Program - BH8203				
Administration Division				
\$ -	\$ 8,802	\$ 1,000	14. Rental pagers.....	\$ 8,802
-	1,500	1,500	15. Telephones.....	1,500
<u>\$ -</u>	<u>\$ 10,302</u>	<u>\$ 2,500</u>	Administration Division Total	<u>\$ 10,302</u>

**BUREAU OF SANITATION
DETAIL OF CONTRACTUAL SERVICES ACCOUNT**

2022-23 Actual Expenditures	2023-24 Adopted Budget	2023-24 Estimated Expenditures	Program/Code/Description	2024-25 Contract Amount
Solid Resources Support Services Division				
\$ 3,424	\$ 3,300	\$ 3,300	16. Ice making machines rental.....	\$ 3,300
5,686	16,000	7,000	17. Photocopier rental.....	16,000
-	2,789	1,000	18. Collection notice distribution for boundary changes.....	2,789
1,619	2,961	3,000	19. Safety incentive program.....	2,961
112,009	167,176	120,000	20. Warehouse security.....	167,176
-	1,000	1,000	21. Radio maintenance.....	1,000
9,011	72,300	10,000	22. Call Center software maintenance.....	72,300
14,586	62,400	15,000	23. Recycling education campaign advertisement and promotion.....	62,400
-	26,164	10,000	24. Mobile truck wash services.....	26,164
9,096	12,000	12,000	25. Liquid natural gas training.....	12,000
15,736	14,000	14,000	26. Fire extinguisher recharging.....	14,000
11,645	20,000	12,000	27. Truck washing facility maintenance and repair.....	20,000
<u>\$ 182,812</u>	<u>\$ 400,090</u>	<u>\$ 208,300</u>	Solid Resources Support Services Division Total	<u>\$ 400,090</u>
Solid Resources South Collection Division				
\$ 15,796	\$ 8,880	\$ 16,000	28. Ice making machines rentals.....	\$ 8,880
2,103	9,051	3,000	29. Photocopier rental.....	9,051
-	1,044	1,000	30. Collection notice distribution for boundary changes.....	1,044
-	1,108	1,000	31. Safety incentive program.....	1,108
82,320	59,152	59,000	32. Warehouse security.....	59,152
-	1,000	1,000	33. Radio maintenance.....	1,000
15,543	30,000	30,000	34. Equipment maintenance and chemicals.....	30,000
68,590	70,000	70,000	35. Chemical spills cleanup.....	70,000
73,730	119,255	100,000	36. Mobile truck wash services.....	119,255
-	90,000	90,000	37. Multi-family Bulky Item Program outreach.....	90,000
<u>\$ 258,082</u>	<u>\$ 389,490</u>	<u>\$ 371,000</u>	Solid Resources South Collection Division Total	<u>\$ 389,490</u>
Solid Resources Valley Collection Division				
\$ 13,695	\$ 5,650	\$ 11,000	38. Ice making machines rental.....	\$ 5,650
1,815	8,500	8,200	39. Photocopier rental.....	8,500
-	367	-	40. Collection notice distribution for boundary changes.....	367
-	390	-	41. Safety incentive program.....	390
95,295	95,316	95,000	42. Warehouse security.....	95,316
360	1,000	1,000	43. Radio maintenance.....	1,000
7,415	70,000	70,000	44. Equipment maintenance and chemicals.....	70,000
64,523	70,000	110,000	45. Chemical spills cleanup.....	70,000
24,870	17,751	25,000	46. Mobile truck wash services.....	17,751
-	2,000,000	1,573,000	47. Vehicle rentals.....	1,289,705
<u>\$ 207,973</u>	<u>\$ 2,268,974</u>	<u>\$ 1,893,200</u>	Solid Resources Valley Collection Division Total	<u>\$ 1,558,679</u>
Solid Resources Processing and Construction Division				
\$ 9,382	\$ 99,819	\$ 25,000	48. Lopez Canyon facility maintenance.....	\$ 64,819
292,733	475,286	475,000	49. Heavy duty equipment rental.....	475,286
35,485	46,000	46,000	50. Chemical toilets rental.....	46,000
4,924	2,339	5,000	51. Water cooler service.....	2,339
-	30,000	30,000	52. Scale repair.....	30,000
-	334,000	334,000	53. Central Los Angeles Recycling and Transfer Station (CLARTS) and Lopez Canyon security.....	334,000
62,051	52,000	65,000	54. Custodian services.....	52,000
3,259	8,000	5,000	55. Photocopier rental.....	8,000
-	18,000	8,000	56. Drilling and soil sampling.....	18,000
8,904	111,125	120,000	57. CLARTS facility maintenance.....	71,125
60,208	65,420	61,000	58. CLARTS equipment lease.....	65,420
-	20,000	10,000	59. CLARTS scale maintenance.....	20,000
<u>\$ 476,946</u>	<u>\$ 1,261,989</u>	<u>\$ 1,184,000</u>	Solid Resources Processing and Construction Division Total	<u>\$ 1,186,989</u>

**BUREAU OF SANITATION
DETAIL OF CONTRACTUAL SERVICES ACCOUNT**

2022-23 Actual Expenditures	2023-24 Adopted Budget	2023-24 Estimated Expenditures	Program/Code/Description	2024-25 Contract Amount
Solid Resources Citywide Recycling Division				
\$ 1,919	\$ 20,900	\$ 8,000	60. Photocopier rental.....	\$ 20,900
-	132,600	107,000	61. Recycling education.....	132,600
338,156	625,000	578,000	62. Waste characterization study.....	625,000
-	1,500,000	1,355,000	63. Plastics reduction.....	1,500,000
-	10,000	9,000	64. Photocopier rental - Household Hazardous Waste Fund.....	10,000
2,576,691	2,073,336	1,932,000	65. Residential special materials collection facilities and mobile events contracts.....	2,073,336
20,192	10,000	10,000	66. Communication expenses.....	10,000
-	102,967	103,000	67. Miscellaneous.....	102,967
<u>\$ 2,936,958</u>	<u>\$ 4,474,803</u>	<u>\$ 4,102,000</u>	Solid Resources Citywide Recycling Division Total	<u>\$ 4,474,803</u>
Solid Resources Commercial Franchise Division				
\$ 762	\$ -	\$ 1,000	68. Photocopier rental.....	\$ -
71,272	-	72,000	69. Communication services.....	-
<u>\$ 72,034</u>	<u>\$ -</u>	<u>\$ 73,000</u>	Solid Resources Commercial Franchise Division Total	<u>\$ -</u>
<u>\$ 4,134,805</u>	<u>\$ 8,805,648</u>	<u>\$ 7,834,000</u>	Solid Resources Program Total	<u>\$ 8,020,353</u>
Environmental Quality - BL8204				
Livability Services Division				
\$ 20,195	\$ 224,400	\$ 224,000	70. CARE+ uniform dry cleaning services.....	\$ 224,400
1,260,420	348,000	1,300,000	71. Clean Streets Los Angeles uniform dry cleaning services.....	348,000
9,494,868	11,958,424	10,000,000	72. CARE+ hazardous waste removal services	11,958,424
2,755,783	6,103,931	5,198,000	73. CARE and CARE+ Team vehicle rental.....	4,000,931
2,072,991	1,999,845	2,105,000	74. CARE Team hazardous waste removal services.....	1,999,845
30,277	240,000	40,000	75. CARE Team uniform dry cleaning services.....	240,000
-	189,500	189,000	76. CARE+ Hollywood team.....	189,500
-	54,758	55,000	77. CARE+ coastal team.....	54,758
5,948	397,212	100,000	78. Communication services.....	397,212
2,468,512	4,700,000	2,500,000	79. Community based organizations.....	2,800,000
162,565	453,600	200,000	80. Vehicle rentals for litter bin collection.....	453,600
251,269	195,000	270,000	81. Tow vehicle rental expenses.....	195,000
-	-	-		
<u>\$ 18,522,828</u>	<u>\$ 26,864,670</u>	<u>\$ 22,181,000</u>	Livability Services Division Total	<u>\$ 22,861,670</u>
Solid Resources Citywide Recycling Division				
\$ -	\$ -	\$ -	82. Brownfields environmental assessments.....	\$ 200,000
<u>\$ -</u>	<u>\$ -</u>	<u>\$ -</u>	Solid Resources Citywide Recycling Division Total	<u>\$ 200,000</u>
<u>\$ 18,522,828</u>	<u>\$ 26,864,670</u>	<u>\$ 22,181,000</u>	Environmental Quality Total	<u>\$ 23,061,670</u>
Technology Support - BH8249				
Information and Control Systems Division				
\$ 53,625	\$ 98,819	\$ 99,000	83. Watershed Protection Division technical support services.....	\$ 98,819
20,860	60,000	60,000	84. Solid Resources server network and hardware and software maintenance.....	60,000
9,860	849,061	384,000	85. Geographic information system technical support.....	849,061
338,416	500,000	500,000	86. Cybersecurity services.....	500,000
286,975	270,000	270,000	87. Geographic information systems software maintenance.....	270,000
1,397,389	1,788,428	1,864,000	88. Infrastructure and technical support.....	1,788,428
40,026	250,000	206,000	89. Network support services.....	-
-	-	-	90. Database system upgrade	119,467
<u>\$ 2,147,151</u>	<u>\$ 3,816,308</u>	<u>\$ 3,383,000</u>	Information and Control Systems Division Total	<u>\$ 3,685,775</u>
<u>\$ 2,147,151</u>	<u>\$ 3,816,308</u>	<u>\$ 3,383,000</u>	Technology Support Total	<u>\$ 3,685,775</u>

**BUREAU OF SANITATION
DETAIL OF CONTRACTUAL SERVICES ACCOUNT**

2022-23 Actual Expenditures	2023-24 Adopted Budget	2023-24 Estimated Expenditures	Program/Code/Description	2024-25 Contract Amount
General Administration and Support - BH8250				
Administration Division				
\$ -	\$ 46,000	\$ 42,000	91. Photocopier rental.....	\$ 46,000
-	-	-	92. Communication services.....	97,200
<u>\$ -</u>	<u>\$ 46,000</u>	<u>\$ 42,000</u>	Administration Division Total	<u>\$ 143,200</u>
<u>\$ -</u>	<u>\$ 46,000</u>	<u>\$ 42,000</u>	General Administration and Support Total	<u>\$ 143,200</u>
<u>\$ 24,947,451</u>	<u>\$ 40,134,029</u>	<u>\$ 34,000,000</u>	TOTAL CONTRACTUAL SERVICES ACCOUNT	<u>\$ 35,434,001</u>

**BUREAU OF SANITATION
SOLID WASTE RESOURCES REVENUE FUND
DETAIL OF CONTRACTUAL SERVICES ACCOUNT**

2022-23 Actual Expenditures	2023-24 Adopted Budget	2023-24 Estimated Expenditures	Program/Code/Description	2024-25 Contract Amount
Solid Resources - BH8203				
Administration Division				
\$ 333,454	\$ 285,000	\$ 285,000	1. Communication services.....	\$ 285,000
<u>\$ 333,454</u>	<u>\$ 285,000</u>	<u>\$ 285,000</u>	Administration Division Total	<u>\$ 285,000</u>
Financial Management Division				
\$ -	\$ 790,000	\$ 790,000	2. Project review.....	\$ 790,000
785	5,000	5,000	3. Communication services.....	5,000
<u>\$ 785</u>	<u>\$ 795,000</u>	<u>\$ 795,000</u>	Financial Management Division Total	<u>\$ 795,000</u>
Solid Resources Processing and Construction Division				
\$ 239,247	\$ -	\$ -	4. Consultant services.....	\$ -
<u>\$ 239,247</u>	<u>\$ -</u>	<u>\$ -</u>	Solid Resources Processing and Construction Division Total	<u>\$ -</u>
Solid Resources South Collection Division				
\$ 714,251	\$ 715,000	\$ 715,000	5. Security services.....	\$ 840,000
91,197	2,000,000	2,000,000	6. Vehicle rentals.....	2,000,000
<u>\$ 805,448</u>	<u>\$ 2,715,000</u>	<u>\$ 2,715,000</u>	Solid Resources South Collection Division Total	<u>\$ 2,840,000</u>
Solid Resources Valley Collection Division				
\$ -	\$ -	\$ -	7. Warehouse security	\$ 64,684
<u>\$ -</u>	<u>\$ -</u>	<u>\$ -</u>	Solid Resources Valley Collection Division Total	<u>\$ 64,684</u>
Solid Resources Support Services Division				
\$ -	\$ 248,622	\$ 248,622	8. Repairs and maintenance.....	\$ 248,622
-	1,500,000	1,500,000	9. Senate Bill 1383 outreach	1,500,000
-	-	-	10. Special custodial cleaning.....	9,000
<u>\$ -</u>	<u>\$ 1,748,622</u>	<u>\$ 1,748,622</u>	Solid Resources Support Services Division Total	<u>\$ 1,757,622</u>
<u>\$ 1,378,934</u>	<u>\$ 5,543,622</u>	<u>\$ 5,543,622</u>	Solid Resources Program Total	<u>\$ 5,742,306</u>
Technology Support - BH8249				
Information and Control Systems Division				
\$ -	\$ 200,000	\$ 200,000	11. Central Los Angeles Recycling and Transfer Station technical support.....	\$ 200,000
-	138,600	138,600	12. Information Technology Agency fiber service lease.....	138,600
124,081	1,583,764	1,583,764	13. Customer care technical support.....	1,583,764
<u>\$ 124,081</u>	<u>\$ 1,922,364</u>	<u>\$ 1,922,364</u>	Information and Control Systems Division Total	<u>\$ 1,922,364</u>
<u>\$ 124,081</u>	<u>\$ 1,922,364</u>	<u>\$ 1,922,364</u>	Technology Support Program Total	<u>\$ 1,922,364</u>

**BUREAU OF SANITATION
SOLID WASTE RESOURCES REVENUE FUND
DETAIL OF CONTRACTUAL SERVICES ACCOUNT**

2022-23 Actual Expenditures	2023-24 Adopted Budget	2023-24 Estimated Expenditures	Program/Code/Description	2024-25 Contract Amount
General Administration and Support - BH8250				
Financial Management Division				
\$ 943	\$ 75,000	\$ 75,000	14. Strategic consultation.....	\$ 75,000
<u>\$ 943</u>	<u>\$ 75,000</u>	<u>\$ 75,000</u>	Financial Management Division Total	<u>\$ 75,000</u>
<u>\$ 943</u>	<u>\$ 75,000</u>	<u>\$ 75,000</u>	General Administration and Support Program Total	<u>\$ 75,000</u>
<u>\$ 1,503,958</u>	<u>\$ 7,540,986</u>	<u>\$ 7,540,986</u>	TOTAL SOLID WASTE RESOURCES REVENUE FUND CONTRACTUAL SERVICES ACCOUNT	<u>\$ 7,739,670</u>

**BUREAU OF SANITATION
SEWER CONSTRUCTION AND MAINTENANCE FUND
DETAIL OF CONTRACTUAL SERVICES ACCOUNT**

2022-23 Actual Expenditures	2023-24 Adopted Budget	2023-24 Estimated Expenditures	Program/Code/Description	2024-25 Contract Amount
SEWER OPERATIONS AND MAINTENANCE FUND (760)				
Clean Water - BF8202 (Fund 760)				
Administration Division				
\$ 4,204,703	\$ 4,500,000	\$ 4,500,000	1. Wastewater program insurance.....	\$ 4,500,000
3,259	34,262	34,262	2. Rental pagers.....	34,262
223,272	230,555	230,555	3. Media Center janitorial costs.....	343,955
22,889	62,000	62,000	4. Earth Day Los Angeles.....	62,000
<u>\$ 4,454,123</u>	<u>\$ 4,826,817</u>	<u>\$ 4,826,817</u>	Administration Division Total	<u>\$ 4,940,217</u>
Donald C. Tillman Water Reclamation Plant				
\$ 8,255	\$ 12,359	\$ 16,000	5. Equipment rental.....	\$ 12,359
573,033	900,137	900,137	6. Japanese Garden landscape maintenance.....	900,137
429,418	627,800	627,800	7. Contract maintenance.....	627,800
12,595	25,000	28,000	8. Hazardous materials disposal.....	25,000
-	80,000	80,000	9. Process control computer system.....	80,000
283	1,519	1,519	10. Uniform cleaning.....	1,519
70	350,000	350,000	11. Consulting services.....	350,000
<u>\$ 1,023,654</u>	<u>\$ 1,996,815</u>	<u>\$ 2,003,456</u>	Donald C. Tillman Water Reclamation Plant Total	<u>\$ 1,996,815</u>
Environmental Monitoring Division				
\$ 4,580	\$ 5,000	\$ 5,000	12. Uniform cleaning.....	\$ 5,000
1,388	11,000	11,000	13. Photocopier rental.....	11,000
-	546,363	546,363	14. Monitoring project.....	546,363
538,326	382,377	382,377	15. Equipment repair.....	382,377
743,842	1,195,244	1,195,244	16. Laboratory analysis.....	1,195,244
-	250,000	250,000	17. Boat maintenance.....	250,000
332,159	334,205	334,205	18. Los Angeles River watershed monitoring.....	334,205
-	460,000	460,000	19. Watershed research and development.....	460,000
<u>\$ 1,620,295</u>	<u>\$ 3,184,189</u>	<u>\$ 3,184,189</u>	Environmental Monitoring Division Total	<u>\$ 3,184,189</u>
Financial Management Division				
\$ 772	\$ 6,000	\$ 6,000	20. Photocopier rental.....	\$ 6,000
788	5,280	5,280	21. Record retention storage.....	5,280
-	180,000	180,000	22. Flow monitor maintenance.....	180,000
3,857,898	4,137,074	4,137,074	23. Litigation expense.....	4,137,074
5,296	500,000	500,000	24. Coastal interceptor sewer system.....	500,000
59,553	192,300	450,000	25. Technical consulting services.....	192,300
838	2,000	2,000	26. Communication services.....	2,000
<u>\$ 3,925,145</u>	<u>\$ 5,022,654</u>	<u>\$ 5,280,354</u>	Financial Management Division Total	<u>\$ 5,022,654</u>

**BUREAU OF SANITATION
SEWER CONSTRUCTION AND MAINTENANCE FUND
DETAIL OF CONTRACTUAL SERVICES ACCOUNT**

2022-23 Actual Expenditures	2023-24 Adopted Budget	2023-24 Estimated Expenditures	Program/Code/Description	2024-25 Contract Amount
Hyperion Water Reclamation Plant				
\$ 6,269	\$ 20,000	\$ 20,000	27. Photocopier rental.....	\$ 20,000
16,446,828	19,941,266	19,941,266	28. Biosolids hauling.....	21,159,258
2,564,294	100,000	457,000	29. Hazardous waste disposal fee.....	100,000
1,550,110	170,000	1,820,939	30. Equipment rental.....	170,000
7,846	10,000	10,000	31. Sweeping cloths and mats.....	10,000
17,977	20,000	20,000	32. Insect abatement.....	20,000
-	50,000	50,000	33. Insulation refractory.....	50,000
80,773	110,000	150,000	34. Oceanographic service.....	150,000
38,659	35,000	35,000	35. Fire extinguishers.....	35,000
-	21,000	21,000	36. Street sweeping.....	21,000
51,544	30,000	40,000	37. Plant roll-up doors maintenance.....	30,000
5,078,422	70,000	70,000	38. Various contractual services.....	70,000
-	1,000	1,000	39. Locking services.....	1,000
-	1,000	1,000	40. Photo developing.....	1,000
-	20,000	20,000	41. Water Reclamation Plant environmental management systems study.....	20,000
568	25,000	30,000	42. Uniform cleaning/repairs.....	25,000
4,176,699	3,522,198	4,322,198	43. Farm management and custom farming services at Green Acres Farm.....	3,522,198
-	210,000	210,000	44. Innovative technology study.....	210,000
4,850,152	5,084,342	5,084,342	45. As-needed maintenance services.....	5,084,342
137,836	20,000	20,000	46. Inspection, calibration, and testing services.....	320,000
394,264	1,000,000	1,000,000	47. Specialized high voltage services.....	1,000,000
16,354,461	11,102,000	11,102,000	48. Hyperion Bio-Energy Facility.....	11,102,000
-	300,000	300,000	49. Fenceline monitoring system services.....	300,000
-	1,250,000	1,250,000	50. Specialized cleaning services.....	1,250,000
<u>\$ 51,756,702</u>	<u>\$ 43,112,806</u>	<u>\$ 45,975,745</u>	Hyperion Water Reclamation Plant	<u>\$ 44,670,798</u>
Industrial Safety and Compliance Division				
\$ 48,104	\$ 65,800	\$ 65,800	51. Equipment rental and maintenance.....	\$ 65,800
<u>\$ 48,104</u>	<u>\$ 65,800</u>	<u>\$ 65,800</u>	Industrial Safety and Compliance Division Total	<u>\$ 65,800</u>
Industrial Waste Management Division				
\$ 2,844	\$ 16,947	\$ 16,947	52. Photocopier rental.....	\$ 16,947
2,743	90,000	90,000	53. Industrial waste business outreach.....	90,000
-	5,020	5,020	54. Contributions to research project.....	5,020
6,315	6,700	6,700	55. Miscellaneous.....	6,700
<u>\$ 11,902</u>	<u>\$ 118,667</u>	<u>\$ 118,667</u>	Industrial Waste Management Division Total	<u>\$ 118,667</u>
Los Angeles-Glendale Reclamation Plant				
\$ -	\$ 19,200	\$ 19,200	56. Process control system maintenance.....	\$ 19,200
5,744	4,500	6,500	57. Equipment rental.....	4,500
8,860	10,000	15,000	58. Hazardous waste disposal.....	10,000
175,374	324,500	324,500	59. Contract maintenance.....	324,500
343	1,000	1,000	60. Uniform cleaning.....	1,000
<u>\$ 190,321</u>	<u>\$ 359,200</u>	<u>\$ 366,200</u>	Los Angeles-Glendale Reclamation Plant	<u>\$ 359,200</u>
Regulatory Affairs Division				
\$ 831,777	\$ 1,000,000	\$ 1,000,000	61. Environmental consulting.....	\$ 1,000,000
-	76,000	76,000	62. Biosolids management support.....	76,000
495	4,287	4,287	63. Photocopier rental.....	4,287
-	250,000	250,000	64. Litigation services.....	250,000
<u>\$ 832,272</u>	<u>\$ 1,330,287</u>	<u>\$ 1,330,287</u>	Regulatory Affairs Division Total	<u>\$ 1,330,287</u>
Solid Resources Citywide Recycling Division				
\$ 1,688,375	\$ 2,767,500	\$ 2,767,500	65. Household hazardous waste mobile collection program.....	\$ 2,767,500
<u>\$ 1,688,375</u>	<u>\$ 2,767,500</u>	<u>\$ 2,767,500</u>	Solid Resources Citywide Recycling Division Total	<u>\$ 2,767,500</u>

**BUREAU OF SANITATION
SEWER CONSTRUCTION AND MAINTENANCE FUND
DETAIL OF CONTRACTUAL SERVICES ACCOUNT**

2022-23 Actual Expenditures	2023-24 Adopted Budget	2023-24 Estimated Expenditures	Program/Code/Description	2024-25 Contract Amount
Terminal Island Treatment Plant				
\$ -	\$ 35,000	\$ 35,000	66. Boiler repair and rental.....	\$ 35,000
38,261	150,600	150,600	67. Biosolids hauling and disposal.....	150,600
50,098	82,500	82,500	68. Environmental services.....	82,500
261,240	1,130,000	1,130,000	69. Contract maintenance.....	1,130,000
38,175	60,000	60,000	70. Motor rewind.....	60,000
1,012	13,000	13,000	71. Administrative services.....	13,000
46,140	200,000	200,000	72. Advanced Water Purification Facility upgrades.....	200,000
50,202	55,000	55,000	73. Equipment rental.....	55,000
2,304	5,000	7,304	74. Elevator repair and maintenance.....	5,000
122,698	20,000	122,700	75. Air conditioning services.....	20,000
864,728	960,440	1,125,000	76. Terminal Island Renewable Energy project.....	1,010,440
\$ 1,474,858	\$ 2,711,540	\$ 2,981,104	Terminal Island Treatment Plant Total	\$ 2,761,540
Wastewater Collection Division				
\$ 333,066	\$ 5,000	\$ 134,527	77. Heavy duty equipment rental.....	\$ 5,000
9,460	5,000	5,000	78. Backflow device inspection and repair.....	5,000
3,478	20,000	20,000	79. Photocopier rental.....	20,000
-	2,110	2,110	80. City of Vernon - pump plant maintenance.....	2,110
5,938	5,000	21,341	81. Portable toilets rental.....	5,000
1,542,740	3,200,000	3,200,000	82. Chemical root control.....	3,700,000
-	50,000	50,000	83. Vacuum truck services.....	50,000
16	1,200	1,200	84. Uniform cleaning.....	1,200
788,802	485,000	660,000	85. Prevention, maintenance, and disposal services.....	525,000
-	250,000	250,000	86. Private clean up.....	250,000
-	280,000	280,000	87. Large diameter sewer cleaning and closed-circuit television sewer assessment.....	280,000
\$ 2,683,500	\$ 4,303,310	\$ 4,624,178	Wastewater Collection Division Total	\$ 4,843,310
Wastewater Engineering Services Division				
\$ 36,611	\$ 12,000	\$ 12,000	88. Photocopier rental.....	\$ 12,000
-	59,618	59,618	89. Professional technical services.....	59,618
\$ 36,611	\$ 71,618	\$ 71,618	Wastewater Engineering Services Division Total	\$ 71,618
Watershed Protection Division				
\$ 659,827	\$ 1,000,000	\$ 1,000,000	90. Total maximum daily loads consultant services.....	\$ 1,000,000
\$ 659,827	\$ 1,000,000	\$ 1,000,000	Watershed Protection Division Total	\$ 1,000,000
\$ 70,405,689	\$ 70,871,203	\$ 74,595,915	Clean Water Total	\$ 73,132,595
Technology Support - BH8249				
Information and Control Systems Division				
\$ -	\$ 493,000	\$ 493,000	91. Clean Water operational and laboratory technical support.....	\$ 493,000
-	19,000	19,000	92. Geographic information system maintenance.....	19,000
171,000	450,000	450,000	93. Maintenance system technical support.....	450,000
568,404	1,771,000	1,771,000	94. Control systems technical support.....	1,771,000
-	3,500	3,500	95. Engineering technical support.....	3,500
82,493	362,500	362,500	96. Pretreatment technical support.....	809,330
-	40,000	40,000	97. Information technology research and advisory services subscription.....	40,000
51,968	500,000	500,000	98. Professional technical services.....	500,000
-	199,100	199,100	99. Information Technology Agency fiber service lease.....	199,100
2,798,656	2,100,000	2,200,000	100. Los Angeles Water Integrated Network Systems (LAWINS) maintenance...	2,100,000
391,636	400,000	400,000	101. Network engineering and support services.....	400,000
-	-	-	102. LAWINS Training.....	200,000
\$ 4,064,157	\$ 6,338,100	\$ 6,438,100	Information and Control Systems Division Total	\$ 6,984,930
\$ 4,064,157	\$ 6,338,100	\$ 6,438,100	Technology Support Total	\$ 6,984,930

**BUREAU OF SANITATION
SEWER CONSTRUCTION AND MAINTENANCE FUND
DETAIL OF CONTRACTUAL SERVICES ACCOUNT**

2022-23 Actual Expenditures	2023-24 Adopted Budget	2023-24 Estimated Expenditures	Program/Code/Description	2024-25 Contract Amount
General Administration and Support - BH8250				
Administration Division				
\$ 25,541	\$ 4,000	\$ 4,000	103. Messenger service.....	\$ 4,000
-	18,320	48,582	104. Communication services.....	18,320
<u>\$ 25,541</u>	<u>\$ 22,320</u>	<u>\$ 52,582</u>	Administration Division Total	<u>\$ 22,320</u>
Executive Division				
\$ 1,855	\$ 1,500	\$ 6,987	105. Miscellaneous contractual services.....	\$ 1,500
<u>\$ 1,855</u>	<u>\$ 1,500</u>	<u>\$ 6,987</u>	Executive Division Total	<u>\$ 1,500</u>
Financial Management Division				
\$ -	\$ 6,000	\$ 6,000	106. Intern contract.....	\$ 6,000
-	75,000	75,000	107. Strategic consultation.....	75,000
<u>\$ -</u>	<u>\$ 81,000</u>	<u>\$ 81,000</u>	Financial Management Division Total	<u>\$ 81,000</u>
<u>\$ 27,396</u>	<u>\$ 104,820</u>	<u>\$ 140,569</u>	General Administration and Support Total	<u>\$ 104,820</u>
<u>\$ 74,497,242</u>	<u>\$ 77,314,123</u>	<u>\$ 81,174,584</u>	TOTAL SEWER OPERATIONS AND MAINTENANCE FUND	<u>\$ 80,222,345</u>
SEWER CAPITAL FUND (761)				
Clean Water - BF8202				
Financial Management Division (Capital)				
\$ -	\$ 1,354,200	\$ 1,354,200	108. Litigation expense.....	\$ 1,354,200
<u>\$ -</u>	<u>\$ 1,354,200</u>	<u>\$ 1,354,200</u>	Financial Management Division Total - Capital	<u>\$ 1,354,200</u>
Wastewater Collection Division (Capital)				
\$ 710,146	\$ 2,500,000	\$ 2,500,000	109. Closed-circuit television sewer assessment	\$ 2,500,000
<u>\$ 710,146</u>	<u>\$ 2,500,000</u>	<u>\$ 2,500,000</u>	Wastewater Collection Division Total - Capital	<u>\$ 2,500,000</u>
<u>\$ 710,146</u>	<u>\$ 3,854,200</u>	<u>\$ 3,854,200</u>	Clean Water Total	<u>\$ 3,854,200</u>
<u>\$ 710,146</u>	<u>\$ 3,854,200</u>	<u>\$ 3,854,200</u>	TOTAL SEWER CAPITAL FUND	<u>\$ 3,854,200</u>
<u>\$ 75,207,388</u>	<u>\$ 81,168,323</u>	<u>\$ 85,028,784</u>	TOTAL SEWER CONSTRUCTION AND MAINTENANCE FUND CONTRACTUAL SERVICES ACCOUNT	<u>\$ 84,076,545</u>

Bureau of Sanitation

Position Counts					
2023-24	Change	2024-25	Code	Title	2024-25 Salary Range and Annual Salary
GENERAL					
Regular Positions					
1	-	1	1107	Plant Equipment Trainee	(72,829)
15	(1)	14	1116	Secretary	2664(2) (55,624 - 83,603)
4	-	4	1117-2	Executive Administrative Assistant II	3206(2) (66,941 - 100,558)
1	-	1	1117-3	Executive Administrative Assistant III	3437(2) (71,764 - 107,803)
1	-	1	1119-2	Accounting Records Supervisor II	3494(2) (72,954 - 109,599)
2	-	2	1121-1	Delivery Driver I	1929(2) (40,277 - 60,552)
1	-	1	1121-2	Delivery Driver II	2106(2) (43,973 - 66,064)
2	-	2	1129	Personnel Records Supervisor	3165(2) (66,085 - 99,242)
2	-	2	1170	Payroll Supervisor	3634(2) (75,877 - 114,004)
5	-	5	1201	Principal Clerk	2969(2) (61,992 - 93,145)
41	-	41	1223	Accounting Clerk	2587(2) (54,016 - 81,139)
3	-	3	1253	Chief Clerk	3544(2) (73,998 - 111,206)
78	(8)	70	1358	Administrative Clerk	1989(2) (41,530 - 62,431)
88	(8)	80	1368	Senior Administrative Clerk	2451(2) (51,176 - 76,880)
1	-	1	1409-1	Information Systems Manager I	5887(2) (122,920 - 184,683)
1	(1)	-	1429	IT Specialist	3165(2) (66,085 - 99,242)
4	1	5	1431-3	Programmer/Analyst III	4005(2) (83,624 - 125,614)
1	-	1	1431-4	Programmer/Analyst IV	4337(2) (90,556 - 136,033)
1	-	1	1431-5	Programmer/Analyst V	4671(2) (97,530 - 146,494)
3	-	3	1455-1	Systems Administrator I	4671(7) (97,530 - 146,494)
5	-	5	1455-2	Systems Administrator II	5024(2) (104,901 - 157,581)
1	-	1	1455-3	Systems Administrator III	5444(2) (113,670 - 170,735)
6	-	6	1458	Principal Communications Operator	3149(2) (65,751 - 98,783)
77	-	77	1461-2	Communications Information Representative II	2451(2) (51,176 - 76,880)
12	-	12	1461-3	Communications Information Representative III	2638(2) (55,081 - 82,747)
3	-	3	1467-1	Senior Communications Operator I	2829(2) (59,069 - 88,781)
4	-	4	1470	Data Base Architect	5247(2) (109,557 - 164,576)
1	-	1	1517-2	Auditor II	3547(2) (74,061 - 111,269)
2	-	2	1518	Senior Auditor	3990(2) (83,311 - 125,133)
1	-	1	1542	Project Assistant	2678(2) (55,916 - 84,021)
1	(1)	-	1555-1	Fiscal Systems Specialist I	4714(2) (98,428 - 147,872)
26	(4)	22	1596	Systems Analyst	3762(2) (78,550 - 117,992)
11	(1)	10	1597-1	Senior Systems Analyst I	4451(2) (92,936 - 139,624)
4	-	4	1597-2	Senior Systems Analyst II	5508(2) (115,007 - 172,719)
2	-	2	1670-1	Graphics Designer I	2563(2) (53,515 - 80,388)

Bureau of Sanitation

Position Counts					
2023-24	Change	2024-25	Code	Title	2024-25 Salary Range and Annual Salary
<u>GENERAL</u>					
<u>Regular Positions</u>					
1	-	1	1670-2	Graphics Designer II	3101(2) (64,748 - 97,321)
1	-	1	1702-1	Emergency Management Coordinator I	4440(2) (92,707 - 139,290)
1	-	1	1702-2	Emergency Management Coordinator II	5497(2) (114,777 - 172,427)
1	-	1	1726-1	Safety Engineering Associate I	3387(7) (70,720 - 106,216)
4	-	4	1726-2	Safety Engineering Associate II	3816(7) (79,678 - 119,684)
2	(1)	1	1727	Safety Engineer	4671(2) (97,530 - 146,494)
3	-	3	1785-2	Public Relations Specialist II	3055(2) (63,788 - 95,818)
3	-	3	1786	Principal Public Relations Representative	3651(2) (76,232 - 114,547)
1	-	1	1795-1	Senior Photographer I	3547(2) (74,061 - 111,269)
1	-	1	1800-1	Public Information Director I	4583(2) (95,693 - 143,779)
1	-	1	1800-2	Public Information Director II	5386(2) (112,459 - 168,940)
1	-	1	1951	Agricultural Land Developer	3800(2) (79,344 - 119,183)
2	-	2	2330	Industrial Hygienist	4536(2) (94,711 - 142,276)
-	1	1	2496	Community Affairs Advocate	5410(2) (112,960 - 169,712)
1	-	1	2501-3	Community Program Assistant III	3523(2) (73,560 - 110,496)
53	(3)	50	3112	Maintenance Laborer	1979(2) (41,321 - 62,076)
228	(15)	213	3112-6	Maintenance Laborer	2135(2) (44,578 - 66,983)
4	(1)	3	3115	Maintenance and Construction Helper	2099(2) (43,827 - 65,813)
9	(3)	6	3115-6	Maintenance and Construction Helper	2257(2) (47,126 - 70,783)
2	(1)	1	3126	Labor Supervisor	2563(2) (53,515 - 80,388)
1	-	1	3127-1	Construction and Maintenance Supervisor I	(135,991)
1	-	1	3127-2	Construction and Maintenance Supervisor II	(149,646)
1	(1)	-	3129	Construction and Maintenance Superintendent	5481(2) (114,443 - 171,946)
23	-	23	3141	Gardener Caretaker	2099(2) (43,827 - 65,813)
3	-	3	3143	Senior Gardener	2346(2) (48,984 - 73,602)
2	-	2	3145	Park Maintenance Supervisor	2717(2) (56,730 - 85,211)
21	-	21	3156	Custodian	1669(4) (34,848 - 52,367)
3	-	3	3157-1	Senior Custodian I	1799(5) (37,563 - 56,438)
1	-	1	3172	Event Attendant (Half-Time)	1647(6) (34,389 - 51,636)
1	-	1	3174	Senior Window Cleaner	2260(2) (47,188 - 70,866)
1	(1)	-	3176	Custodian Supervisor	1938(2) (40,465 - 60,781)
1	-	1	3182-1	Chief Custodian Supervisor I	2635(2) (55,018 - 82,684)
1	-	1	3333-1	Building Repairer I	2346(2) (48,984 - 73,602)
2	-	2	3338	Building Repairer Supervisor	3818(6) (79,719 - 119,788)

Bureau of Sanitation

Position Counts			Code	Title	2024-25 Salary Range and Annual Salary	
2023-24	Change	2024-25				
<u>GENERAL</u>						
<u>Regular Positions</u>						
1	-	1	3343	Cabinet Maker		(97,781)
5	-	5	3344	Carpenter		(97,781)
2	-	2	3345	Senior Carpenter		(109,682)
1	-	1	3346	Carpenter Supervisor		(116,844)
16	(1)	15	3423	Painter		(93,730)
3	(1)	2	3424	Senior Painter		(103,105)
1	-	1	3426	Painter Supervisor		(108,847)
15	-	15	3433	Pipefitter		(107,030)
13	-	13	3443	Plumber		(107,030)
5	-	5	3444	Senior Plumber		(117,596)
2	-	2	3446	Plumber Supervisor		(124,152)
2	-	2	3525	Equipment Operator		(107,114)
32	(4)	28	3525-6	Equipment Operator		(115,884)
2	-	2	3527	Equipment Supervisor	3610(7)	(75,376 - 113,211)
5	(1)	4	3527-6	Equipment Supervisor	3919(7)	(81,828 - 122,983)
3	1	4	3558	Power Shovel Operator		(108,137)
707	(24)	683	3580-2	Refuse Collection Truck Operator II	2800(6)	(58,464 - 87,842)
1	(1)	-	3583	Truck Operator	2346(6)	(48,984 - 73,602)
8	-	8	3584	Heavy Duty Truck Operator	2476(6)	(51,698 - 77,673)
5	(1)	4	3584-6	Heavy Duty Truck Operator	2676(6)	(55,874 - 83,958)
2	-	2	3686	Communications Electrician		(105,819)
1	-	1	3743	Heavy Duty Equipment Mechanic		(99,973)
1	-	1	3745	Senior Heavy Duty Equipment Mechanic		(105,506)
7	-	7	3763	Machinist		(97,029)
2	(1)	1	3766-2	Machinist Supervisor II		(112,856)
32	-	32	3771	Mechanical Helper	2209(2)	(46,123 - 69,300)
1	-	1	3773	Mechanical Repairer		(98,031)
4	-	4	3774	Air Conditioning Mechanic		(107,030)
1	-	1	3775	Sheet Metal Worker		(103,063)
1	-	1	3781	Air Conditioning Mechanic Supervisor		(122,920)
5	-	5	3796	Welder		(97,029)
1	-	1	3798	Welder Supervisor		(112,856)
6	(1)	5	3799	Electrical Craft Helper		(72,182)
35	-	35	3843	Instrument Mechanic		(123,588)
5	-	5	3844	Instrument Mechanic Supervisor		(141,357)

Bureau of Sanitation

Position Counts					2024-25 Salary Range and Annual Salary	
2023-24	Change	2024-25	Code	Title		
<u>GENERAL</u>						
<u>Regular Positions</u>						
1	-	1	3913	Irrigation Specialist	2535(2)	(52,930 - 79,511)
16	-	16	4100	Refuse Crew Field Instructor	3233(2)	(67,505 - 101,393)
50	(2)	48	4101	Refuse Collection Supervisor	3856(2)	(80,513 - 120,957)
11	(1)	10	4102	Solid Resources Superintendent	4685(2)	(97,822 - 146,953)
2	-	2	4108-2	Solid Waste Disposal Superintendent II	4685(2)	(97,822 - 146,953)
210	(21)	189	4110-2	Wastewater Collection Worker II	2800(6)	(58,464 - 87,842)
17	1	18	4113	Wastewater Collection Supervisor	3856(2)	(80,513 - 120,957)
1	(1)	-	4118	Plant Guide	1277(8)	(26,663 - 40,026)
109	(2)	107	4123-1	Wastewater Treatment Operator I		(109,599)
28	-	28	4123-2	Wastewater Treatment Operator II		(121,563)
37	-	37	4123-3	Wastewater Treatment Operator III		(128,203)
11	-	11	4124	Senior Wastewater Treatment Operator		(139,039)
8	1	9	4126-1	Sanitation Solid Resources Manager I	5852(2)	(122,189 - 183,535)
6	1	7	4126-2	Sanitation Solid Resources Manager II	6502(2)	(135,761 - 203,955)
13	-	13	4128-1	Sanitation Wastewater Manager I	4928(2)	(102,896 - 154,532)
7	1	8	4128-2	Sanitation Wastewater Manager II	5852(2)	(122,189 - 183,535)
7	-	7	4128-3	Sanitation Wastewater Manager III	6502(2)	(135,761 - 203,955)
1	-	1	4130	Hyperion Treatment Plant Manager	7445(2)	(155,451 - 233,501)
6	-	6	4289-1	Chief Environmental Compliance Inspector I	4957(2)	(103,502 - 155,451)
3	-	3	4289-2	Chief Environmental Compliance Inspector II	5833(2)	(121,793 - 182,929)
138	(12)	126	4292	Environmental Compliance Inspector	3517(2)	(73,434 - 110,329)
27	(1)	26	4293	Senior Environmental Compliance Inspector	3919(2)	(81,828 - 122,983)
1	-	1	5113-1	Boat Captain I		(95,358)
1	-	1	5113-2	Boat Captain II		(104,963)
1	-	1	5131	Deck Hand		(72,265)
4	-	4	5613	Wastewater Treatment Electrician Supervisor		(129,769)
57	-	57	5614	Wastewater Treatment Mechanic		(113,399)
34	-	34	5615-1	Wastewater Treatment Electrician I		(111,457)
6	-	6	5615-2	Wastewater Treatment Electrician II		(122,565)
5	-	5	5617	Wastewater Treatment Mechanic Supervisor		(138,392)
4	-	4	5923	Building Operating Engineer		(107,260)
1	-	1	5925	Senior Building Operating Engineer		(125,238)
1	-	1	6145-2	Video Technician II	3292(2)	(68,736 - 103,272)

Bureau of Sanitation

Position Counts						
2023-24	Change	2024-25	Code	Title	2024-25 Salary Range and Annual Salary	
<u>GENERAL</u>						
<u>Regular Positions</u>						
1	-	1	7211	Geographic Information Systems Chief	4984(2)	(104,065 - 156,307)
6	-	6	7212-2	Office Engineering Technician II	2719(7)	(56,772 - 85,273)
2	-	2	7212-3	Office Engineering Technician III	3033(2)	(63,329 - 95,150)
17	-	17	7213	Geographic Information Systems Specialist	3835(2)	(80,074 - 120,310)
3	-	3	7214-1	Geographic Information Systems Supervisor I	4260(2)	(88,948 - 133,652)
1	-	1	7214-2	Geographic Information Systems Supervisor II	4613(2)	(96,319 - 144,698)
6	-	6	7225	Assistant Director Bureau of Sanitation	7445(2)	(155,451 - 233,501)
5	-	5	7230-2	Control Systems Engineering Associate II	3916(6)	(81,766 - 122,774)
3	-	3	7230-3	Control Systems Engineering Associate III	4356(2)	(90,953 - 136,638)
1	-	1	7232	Civil Engineering Drafting Technician	2783(2)	(58,109 - 87,320)
1	-	1	7236	Director Bureau of Sanitation		(365,754)
5	-	5	7237	Civil Engineer	4734(2)	(98,845 - 148,498)
8	-	8	7242-1	Shift Superintendent Wastewater Treatment I	4924(8)	(102,813 - 154,449)
3	-	3	7242-2	Shift Superintendent Wastewater Treatment II	5196(8)	(108,492 - 162,989)
1	-	1	7243-2	Control Systems Engineer II	5125(2)	(107,010 - 160,776)
22	-	22	7246-2	Civil Engineering Associate II	3916(6)	(81,766 - 122,774)
10	1	11	7246-3	Civil Engineering Associate III	4356(2)	(90,953 - 136,638)
2	-	2	7246-4	Civil Engineering Associate IV	4734(2)	(98,845 - 148,498)
5	1	6	7304-1	Environmental Supervisor I	4356(2)	(90,953 - 136,638)
5	-	5	7304-2	Environmental Supervisor II	4734(2)	(98,845 - 148,498)
12	1	13	7310-2	Environmental Specialist II	3916(2)	(81,766 - 122,774)
6	-	6	7310-3	Environmental Specialist III	4356(2)	(90,953 - 136,638)
5	-	5	7320	Environmental Affairs Officer	5371(2)	(112,146 - 168,459)
2	-	2	7525-2	Electrical Engineering Associate II	3916(6)	(81,766 - 122,774)
1	-	1	7525-4	Electrical Engineering Associate IV	4734(2)	(98,845 - 148,498)
1	-	1	7543-1	Building Electrical Engineer I	5008(2)	(104,567 - 157,080)
1	-	1	7554-2	Mechanical Engineering Associate II	3916(6)	(81,766 - 122,774)
1	-	1	7554-4	Mechanical Engineering Associate IV	4734(2)	(98,845 - 148,498)
1	-	1	7561-1	Building Mechanical Engineer I	5008(2)	(104,567 - 157,080)
1	-	1	7561-2	Building Mechanical Engineer II	5567(2)	(116,238 - 174,619)
14	-	14	7830	Senior Chemist	4356(2)	(90,953 - 136,638)
27	-	27	7833-2	Chemist II	3501(2)	(73,100 - 109,828)
11	-	11	7833-3	Chemist III	4025(2)	(84,042 - 126,240)

Bureau of Sanitation

Position Counts						
2023-24	Change	2024-25	Code	Title	2024-25 Salary Range and Annual Salary	
<u>GENERAL</u>						
<u>Regular Positions</u>						
3	-	3	7840-1	Wastewater Treatment Laboratory Manager I	4928(2)	(102,896 - 154,532)
3	-	3	7840-2	Wastewater Treatment Laboratory Manager II	5852(2)	(122,189 - 183,535)
1	-	1	7840-3	Wastewater Treatment Laboratory Manager III	6502(2)	(135,761 - 203,955)
1	-	1	7854-1	Laboratory Technician I	2420(2)	(50,529 - 75,898)
47	(4)	43	7854-2	Laboratory Technician II	2867(2)	(59,862 - 89,930)
15	(1)	14	7856-2	Water Biologist II	3503(2)	(73,142 - 109,870)
2	-	2	7856-3	Water Biologist III	4025(2)	(84,042 - 126,240)
3	-	3	7857-2	Water Microbiologist II	3503(2)	(73,142 - 109,870)
3	-	3	7859	Senior Water Biologist	4356(2)	(90,953 - 136,638)
1	-	1	7861	Senior Water Microbiologist	4356(2)	(90,953 - 136,638)
85	7	92	7871-2	Environmental Engineering Associate II	3916(6)	(81,766 - 122,774)
42	4	46	7871-3	Environmental Engineering Associate III	4356(2)	(90,953 - 136,638)
6	-	6	7871-4	Environmental Engineering Associate IV	4734(2)	(98,845 - 148,498)
36	3	39	7872	Environmental Engineer	4734(2)	(98,845 - 148,498)
14	2	16	7874	Senior Environmental Engineer	5567(2)	(116,238 - 174,619)
5	1	6	7875	Principal Environmental Engineer	6502(2)	(135,761 - 203,955)
1	-	1	7929-1	Landscape Architect I	4734(2)	(98,845 - 148,498)
1	-	1	7929-2	Landscape Architect II	5008(2)	(104,567 - 157,080)
1	-	1	7933-3	Landscape Architectural Associate III	4356(2)	(90,953 - 136,638)
2	-	2	7935-1	Graphics Supervisor I	4432(2)	(92,540 - 138,998)
2	-	2	9167-1	Senior Personnel Analyst I	4629(2)	(96,653 - 145,199)
26	-	26	9171-1	Senior Management Analyst I	4629(2)	(96,653 - 145,199)
8	2	10	9171-2	Senior Management Analyst II	5732(2)	(119,684 - 179,776)
3	-	3	9182	Chief Management Analyst	6502(2)	(135,761 - 203,955)
108	(4)	104	9184	Management Analyst	3762(2)	(78,550 - 117,992)
1	-	1	9230	Chief Financial Officer	7562(2)	(157,894 - 237,196)
1	-	1	9375	Director of Systems	6502(2)	(135,761 - 203,955)
3	-	3	9485	Senior Civil Engineer	5567(2)	(116,238 - 174,619)
1	-	1	9635	Marketing Manager	5694(2)	(118,890 - 178,586)
3,164	(105)	3,059				

AS NEEDED

To be Employed As Needed in Such Numbers as Required

Bureau of Sanitation

Position Counts			Code	Title	2024-25 Salary Range and Annual Salary	
2023-24	Change	2024-25				
<u>AS NEEDED</u>						
<u>To be Employed As Needed in Such Numbers as Required</u>						
			0717-2	Event Attendant II	\$17.45/hr	
			1358	Administrative Clerk	1989(2)	(41,530 - 62,431)
			1502	Student Professional Worker	1471(7)	(30,714 - 46,165)
			1537	Project Coordinator	3523(2)	(73,560 - 110,496)
			1542	Project Assistant	2678(2)	(55,916 - 84,021)
			3112-6	Maintenance Laborer	2135(2)	(44,578 - 66,983)
			3580-2	Refuse Collection Truck Operator II	2800(6)	(58,464 - 87,842)
			7203-1	Student Engineer I	1630(7)	(34,034 - 51,135)
			7203-2	Student Engineer II	1718(7)	(35,871 - 53,912)
			7203-3	Student Engineer III	1822(7)	(38,043 - 57,148)
			7203-4	Student Engineer IV	2584(7)	(53,953 - 81,077)
<u>HIRING HALL</u>						
<u>Hiring Hall to be Employed As Needed in Such Numbers as Required</u>						
			0855	Air Conditioning Mechanic - Hiring Hall	\$50.01/hr	
			0858	Carpenter - Hiring Hall	\$51.36/hr	
			0858-C	Carpenter Apprentice - Hiring Hall	\$34.77/hr	
			0858-Z	City Craft Assistant - Hiring Hall	\$29.75/hr	
			0860-2	Cement Finisher II - Hiring Hall	\$46.94/hr	
			0869	Masonry Worker - Hiring Hall	\$42.69/hr	
			0870	Painter - Hiring Hall	\$37.92/hr	
			0872-3	Pipefitter III - Hiring Hall	\$51.80/hr	
			0874-2	Plumber II - Hiring Hall	\$51.80/hr	
			0882	Wastewater Treatment Electrician - Hiring Hall	\$55.45/hr	
			0897	Equipment Operating Engineer - Hiring Hall	\$18/hr	
			0898	Operating Engineer - Hiring Hall	\$54.16/hr	
<u>SEASONAL</u>						
<u>Seasonal Positions</u>						
80	-	80	3112-6	Maintenance Laborer	2135(2)	(44,578 - 66,983)
3	-	3	3525-6	Equipment Operator		(115,884)
160	-	160	3580-2	Refuse Collection Truck Operator II	2800(6)	(58,464 - 87,842)
243	-	243				

Bureau of Sanitation

Position Counts

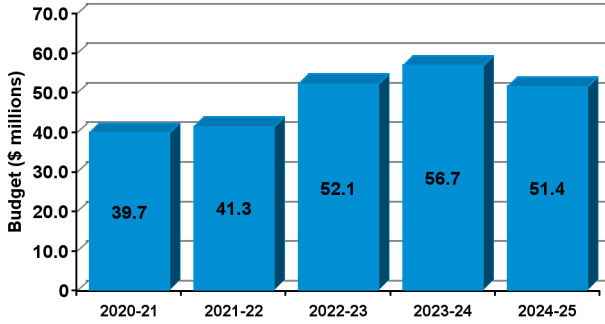
2023-24	Change	2024-25	Code	Title	2024-25 Salary Range and Annual Salary
Regular Positions		Seasonal Positions			
Total	3,059	243			

BUREAU OF STREET LIGHTING

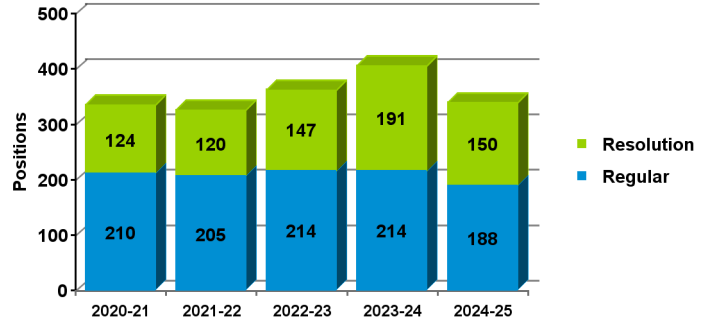
2024-25 Proposed Budget

FIVE-YEAR HISTORY OF BUDGET AND POSITION AUTHORITIES

FIVE YEAR BUDGET HISTORY



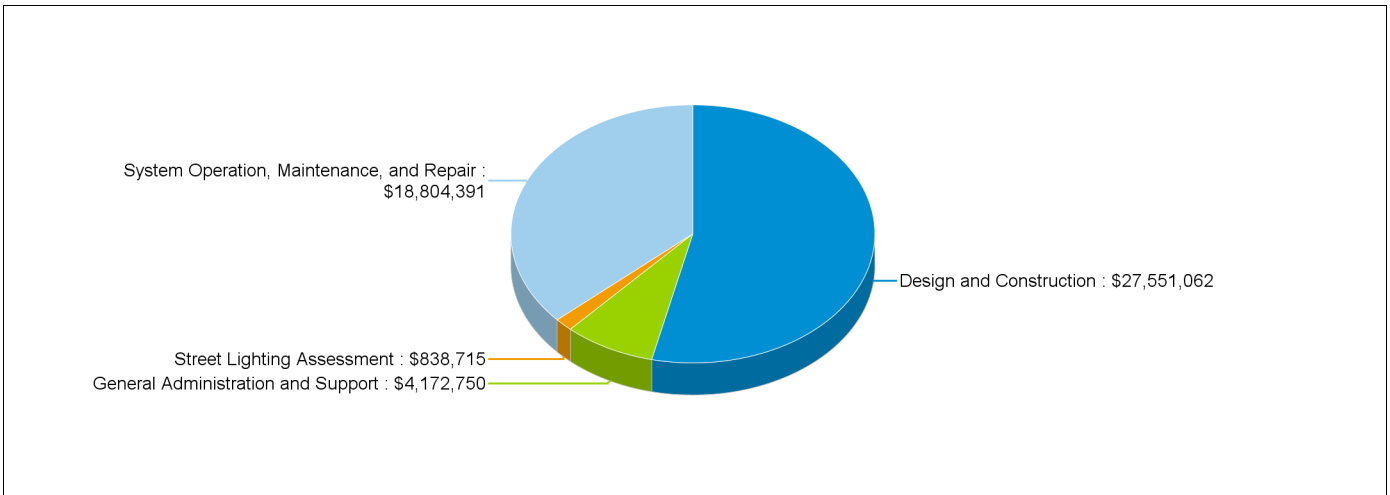
FIVE YEAR POSITION AUTHORITY HISTORY



SUMMARY OF 2024-25 PROPOSED BUDGET CHANGES

	Total Budget			General Fund				Special Fund			
		Regular	Resolution		Regular	Resolution		Regular	Resolution		
2023-24 Adopted	\$56,711,905	214	191	\$2,984,219	5.3%	-	4	\$53,727,686	94.7%	214	187
2024-25 Proposed	\$51,366,918	188	150	\$975,715	1.9%	-	3	\$50,391,203	98.1%	188	147
Change from Prior Year	(\$5,344,987)	(26)	(41)	(\$2,008,504)		-	(1)	(\$3,336,483)		(26)	(40)

2024-25 FUNDING DISTRIBUTION BY PROGRAM



MAIN BUDGET ITEMS

	Funding	Positions
* Streetlight Fortification Against Copper Wire Theft	\$4,999,634	-
* Copper Wire Theft Replacement Program	\$5,833,650	-

Recapitulation of Changes

	Adopted Budget 2023-24	Total Budget Changes	Total Budget 2024-25
EXPENDITURES AND APPROPRIATIONS			
Salaries			
Salaries General	38,970,980	(2,934,295)	36,036,685
Overtime General	2,571,000	(1,200,000)	1,371,000
Hiring Hall Salaries	2,807,696	(722,863)	2,084,833
Benefits Hiring Hall	1,751,949	(475,947)	1,276,002
Total Salaries	<u>46,101,625</u>	<u>(5,333,105)</u>	<u>40,768,520</u>
Expense			
Printing and Binding	12,500	-	12,500
Contractual Services	898,100	(120,000)	778,100
Field Equipment Expense	10,000	-	10,000
Transportation	1,000	-	1,000
Office and Administrative	413,164	-	413,164
Operating Supplies	3,927,516	108,118	4,035,634
Total Expense	<u>5,262,280</u>	<u>(11,882)</u>	<u>5,250,398</u>
Equipment			
Furniture, Office, and Technical Equipment	1,000	-	1,000
Total Equipment	<u>1,000</u>	<u>-</u>	<u>1,000</u>
Special			
St. Lighting Improvements and Supplies	5,347,000	-	5,347,000
Total Special	<u>5,347,000</u>	<u>-</u>	<u>5,347,000</u>
Total Bureau of Street Lighting	<u>56,711,905</u>	<u>(5,344,987)</u>	<u>51,366,918</u>

Recapitulation of Changes

	Adopted Budget 2023-24	Total Budget Changes	Total Budget 2024-25
SOURCES OF FUNDS			
General Fund	2,984,219	(2,008,504)	975,715
Special Gas Tax Improvement Fund (Sch. 5)	8,678,252	(532,322)	8,145,930
Sewer Capital Fund (Sch. 14)	230,008	10,437	240,445
Street Lighting Maintenance Assessment Fund (Sch. 19)	40,169,547	(3,790,706)	36,378,841
Proposition C Anti-Gridlock Transit Fund (Sch. 27)	3,081,782	358,881	3,440,663
Digital Inclusion Fund (Sch. 29)	-	280,000	280,000
Street Banners Revenue Trust Fund (Sch. 29)	115,105	5,218	120,323
Measure R Local Return Fund (Sch. 49)	489,943	61,359	551,302
Measure M Local Return Fund (Sch. 52)	963,049	270,650	1,233,699
Total Funds	56,711,905	(5,344,987)	51,366,918
Percentage Change			(9.42)%
Positions	214	(26)	188

Changes Applicable to Various Programs

The following changes involve two or more budgetary programs. These changes are explained below and apportioned as single entries in the affected programs. Single-program changes are shown only in the programs involved.

Program Changes	Direct Cost	Positions	Total Cost
Changes in Salaries, Expense, Equipment, and Special Obligatory Changes			
1. 2023-24 Employee Compensation Adjustment Related costs consist of employee benefits. <i>SG: \$1,253,030</i> <i>Related Costs: \$436,805</i>	1,253,030	-	1,689,835
2. 2024-25 Employee Compensation Adjustment Related costs consist of employee benefits. <i>SG: \$805,164</i> <i>Related Costs: \$280,680</i>	805,164	-	1,085,844
3. Change in Number of Working Days Increase funding to reflect one additional working day. There will be 261 working days in 2024-25. Related costs consist of employee benefits. <i>SG: \$88,557</i> <i>Related Costs: \$30,826</i>	88,557	-	119,383
4. Full Funding for Partially Financed Positions Related costs consist of employee benefits. <i>SG: \$500,000</i> <i>Related Costs: \$174,050</i>	500,000	-	674,050
5. Salary Step and Turnover Effect Related costs consist of employee benefits. <i>SG: \$332,175</i> <i>Related Costs: \$115,630</i>	332,175	-	447,805
Deletion of One-Time Services			
6. Deletion of One-Time Special Funding Delete one-time Street Lighting Improvements and Supplies Account funding. <i>SP: (\$5,167,000)</i>	(5,167,000)	-	(5,167,000)
7. Deletion of One-Time Expense Funding Delete one-time Hiring Hall Salaries, Benefits Hiring Hall, Overtime General, and expense funding. <i>SHH: (\$2,628,496) SHHFB: (\$1,631,149) SOT: (\$2,400,000)</i> <i>EX: (\$4,211,566)</i>	(10,871,211)	-	(10,871,211)

Program Changes	Direct Cost	Positions	Total Cost
Changes in Salaries, Expense, Equipment, and Special			
Deletion of One-Time Services			
<p>8. Deletion of Funding for Resolution Authorities</p> <p>Delete funding for 191 resolution authority positions. Resolution authorities are reviewed annually and continued only if sufficient funding is available to maintain the current service level. Related costs consist of employee benefits.</p> <p>147 positions are continued: Streetlight Fortification Against Copper Wire Theft (15 positions) Fiber Optics Installation Program (Five positions) Utility Lighting Requests (One position) Electric Vehicle Charging Stations (Five positions) Co-Location Small Cell Communication (32 positions) Smart City and Street Lighting Technology Initiatives (Four positions) Transportation Grant Annual Work Program (11 positions) Metro Annual Work Program (14 positions) Traffic Signal Support Program (Five positions) Vision Zero (Seven positions) Crosswalk Upgrade Program (Two positions) Copper Wire Theft Replacement Program (32 positions) Street Lighting Maintenance Support (Six positions) Maintenance and Repair Section Support (Four positions) Street Lighting Assessment Staffing (One position) Administrative Support (One position) Digital Inclusion Staffing (One position) Grants and Legislative Support (One position)</p> <p>Eight positions are not continued: Co-Location Small Cell Communication (Seven positions) Digital Inclusion Staffing (One position)</p> <p>36 vacant positions are not continued as a result of the elimination of vacant positions: Streetlight Fortification Against Copper Wire Theft (Nine positions) Fiber Optics Installation Program (Four positions) Co-Location Small Cell Communication (Nine positions) Copper Wire Theft Replacement Program (Eight positions) Street Lighting Maintenance Support (Three positions) Maintenance and Repair Section Support (One position) LAWA Landside Access Modernization Program (One position) Cyber Security Support (One position) SG: (\$16,609,846) Related Costs: (\$8,737,893)</p>	(16,609,846)	-	(25,347,739)
<p>9. Deletion of One-Time Salary Funding</p> <p>Delete one-time Salaries General funding. SG: (\$965,317)</p>	(965,317)	-	(965,317)

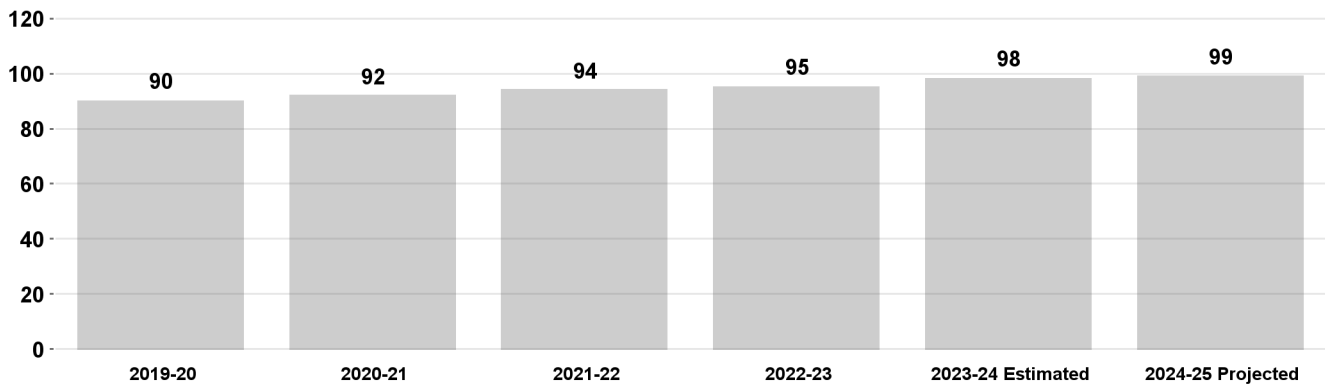
Bureau of Street Lighting

Program Changes	Direct Cost	Positions	Total Cost
Changes in Salaries, Expense, Equipment, and Special			
Efficiencies to Services			
10. Elimination of Vacant Positions Delete funding and regular authority for 26 positions as a result of the elimination of vacant positions. Resolution authority positions that are not continued as part of the elimination of vacant positions are reflected in the Deletion of Funding for Resolution Authorities item. Funding was provided by Street Lighting Maintenance and Assessment Fund (\$2,020,120) and Special Gas Tax Street Improvement Fund (\$580,342). Related costs consist of employee benefits. <i>SG: (\$2,600,462)</i> <i>Related Costs: (\$1,343,971)</i>	(2,600,462)	(26)	(3,944,433)
TOTAL CHANGES APPLICABLE TO VARIOUS PROGRAMS	<u>(33,234,910)</u>	<u>(26)</u>	

Design and Construction

This program designs and constructs new lighting systems, rehabilitates and replaces deteriorated lighting systems, and supports other departments and agencies with their street lighting designs. These street lighting improvements are all designed according to nationally accepted standards which increase the safety for all the residents in the City. This program promotes regional public spaces that enhance economic development, streetscapes, and walkability. Lit areas create a safe and inviting atmosphere for shoppers, diners, cyclists, and transit users, which can have a positive economic impact on a community.

Percentage of Streetlights Converted to LED



Program Changes	Direct Cost	Positions	Total Cost
Changes in Salaries, Expense, Equipment, and Special			
Apportionment of Changes Applicable to Various Programs	(22,703,821)	(13)	(29,072,061)
Related costs consist of employee benefits.			
SG: (\$12,243,313) SHH: (\$1,895,396) SHHFB: (\$1,184,070)			
SOT: (\$1,200,000) EX: (\$2,681,042) SP: (\$3,500,000)			
Related Costs: (\$6,368,240)			
Continuation of Services			
11. Streetlight Fortification Against Copper Wire Theft	4,999,634	-	5,758,083
Continue funding and resolution authority for 15 positions consisting of two Street Lighting Electrician Supervisors, one Street Lighting Construction and Maintenance Superintendent I, three Street Lighting Electricians, three Assistant Street Lighting Electricians, one Cement Finisher, four Electrical Craft Helpers, and one Welder to strengthen street lighting access points against copper wire and power theft. Nine vacant positions consisting of two Cement Finisher Workers, one Cement Finisher, one Mechanical Helper, two Welders, two Street Lighting Electricians, and one Street Lighting Engineering Associate II are not continued. Continue one-time funding in the Overtime General (\$1,000,000), Operating Supplies (\$548,000), and Street Lighting Improvements and Supplies (\$2,000,000) accounts. Partial funding is provided by the Street Lighting Maintenance Assessment Fund (\$4,424,733). Related costs consist of employee benefits.			
SG: \$1,451,634 SOT: \$1,000,000 EX: \$548,000			
SP: \$2,000,000			
Related Costs: \$758,449			

Design and Construction

Program Changes	Direct Cost	Positions	Total Cost
Changes in Salaries, Expense, Equipment, and Special			
Continuation of Services			
12. Fiber Optics Installation Program Continue funding and resolution authority for five positions consisting of one Street Lighting Electrician Supervisor, one Maintenance and Construction Helper, one Street Lighting Electrician, and two Electrical Craft Helpers to install fiber optics. Four vacant positions consisting of one Civil Engineering Drafting Technician and three Street Lighting Engineering Associate IIs are not continued. Funding is provided by the Street Lighting Maintenance Assessment Fund. Related costs consist of employee benefits. <i>SG: \$429,687</i> <i>Related Costs: \$233,963</i>	429,687	-	663,650
13. Utility Lighting Requests Continue funding and resolution authority for one Street Lighting Engineering Associate II to respond to requests for streetlights on utility poles from the Department of Water and Power (DWP). Funding is provided by the Street Lighting Maintenance Assessment Fund and fully reimbursed by DWP. Related costs consist of employee benefits. <i>SG: \$110,358</i> <i>Related Costs: \$55,289</i>	110,358	-	165,647
14. Electric Vehicle Charging Stations Continue funding and resolution authority for five positions consisting of one Street Lighting Engineering Associate II, two Street Lighting Electricians, and two Electrical Craft Helpers to install and maintain electric vehicle charging stations on existing streetlight poles. Continue one-time funding in the Operating Supplies Account for vehicle rentals and pavement striping. Funding is provided by the Special Gas Tax Improvement Fund. Related costs consist of employee benefits. <i>SG: \$470,039 EX: \$118,539</i> <i>Related Costs: \$248,002</i>	588,578	-	836,580

Design and Construction

Program Changes	Direct Cost	Positions	Total Cost
Changes in Salaries, Expense, Equipment, and Special			
Continuation of Services			
15. Co-Location Small Cell Communication Continue funding and resolution authority for 32 positions consisting of one Street Lighting Engineering Associate IV, two Street Lighting Engineering Associate IIIs, two Street Lighting Engineering Associate IIs, one Management Analyst, one Management Assistant, one Administrative Clerk, two Street Lighting Electrician Supervisors, four Street Lighting Electricians, one Assistant Street Lighting Electrician, nine Electrical Craft Helpers, one Storekeeper II, one Cement Finisher Supervisor, one Cement Finisher Worker, one Cement Finisher, one Welder, two Maintenance and Construction Helpers, and one Street Lighting Construction and Maintenance Superintendent I. Nine vacant positions consisting of one Street Lighting Engineer, one Civil Engineering Drafting Technician, one Street Lighting Electrician Supervisor, four Maintenance and Construction Helpers, one Storekeeper II, and one Cement Finisher are not continued. Seven positions consisting of one Street Lighting Engineering Associate II, one Street Lighting Electrician Supervisor, one Civil Engineering Drafting Technician, and four Street Lighting Electricians are not continued. Continue one-time funding in the Overtime General (\$200,000), Hiring Hall Salaries (\$773,760), Hiring Hall Benefits (\$464,518), Office and Administrative (\$7,000), and Operating Supplies (\$1,376,800) accounts. Funding is provided by the Street Lighting Maintenance Assessment Fund and costs will be fully reimbursed by the telecommunication companies. Related costs consist of employee benefits. <i>SG: \$2,877,504 SHH: \$773,760 SHHFB: \$464,518</i> <i>SOT: \$200,000 EX: \$1,383,800</i> <i>Related Costs: \$1,541,725</i>	5,699,582	-	7,241,307
16. Smart City and Street Lighting Technology Initiatives Continue funding and resolution authority for four positions consisting of one Street Lighting Engineer, one Street Lighting Engineering Associate III, and two Street Lighting Engineering Associate IIs to support street lighting technology initiatives. Continue one-time funding in the Hiring Hall Salaries (\$374,610), Benefits Hiring Hall (\$255,731), and Street Lighting Improvements and Supplies (\$1,500,000) accounts to support this program. Funding is provided by the Street Lighting Maintenance Assessment Fund. Related costs consist of employee benefits. <i>SG: \$487,799 SHH: \$374,610 SHHFB: \$255,731</i> <i>SP: \$1,500,000</i> <i>Related Costs: \$237,285</i>	2,618,140	-	2,855,425

Design and Construction

Program Changes	Direct Cost	Positions	Total Cost
Changes in Salaries, Expense, Equipment, and Special			
Continuation of Services			
17. Transportation Grant Annual Work Program Continue funding and resolution authority for 11 positions consisting of one Street Lighting Engineer, one Street Lighting Engineering Associate III, three Street Lighting Engineering Associate IIs, one Management Analyst, one Street Lighting Electrician Supervisor, two Street Lighting Electricians, and two Electrical Craft Helpers to support the Transportation Grant Annual Work Program. Continue one-time funding in the Office and Administrative (\$4,500) and Operating Supplies (\$258,700) accounts. Funding is provided by the Proposition C Transit Fund and the costs will be fully reimbursed as part of the Transportation Grant Annual Work Program. See related Department of Transportation, Bureaus of Contract Administration, Engineering, and Street Services items. Related costs consist of employee benefits. <i>SG: \$1,188,674 EX: \$263,200</i> <i>Related Costs: \$599,385</i>	1,451,874	-	2,051,259
18. Metro Annual Work Program Continue funding and resolution authority for 14 positions consisting of one Street Lighting Engineer, one Street Lighting Engineering Associate IV, two Street Lighting Engineering Associate IIIs, six Street Lighting Engineering Associate IIs, three Civil Engineering Drafting Technicians, and one Management Analyst. These positions support the Los Angeles Metropolitan Transportation Authority (Metro) Annual Work Program. Front funding is provided by the Proposition C Anti-Gridlock Transit Improvement Fund (\$813,572) and the Measure M Local Return Fund (\$715,020) and the costs will be fully reimbursed by Metro. See related Bureaus of Contract Administration, Engineering, and Street Services, and Department of Transportation items. Related costs consist of employee benefits. <i>SG: \$1,528,592</i> <i>Related Costs: \$768,327</i>	1,528,592	-	2,296,919
19. Traffic Signal Support Program Continue funding and resolution authority for five positions consisting of one Street Lighting Engineer, one Street Lighting Engineering Associate III, two Street Lighting Engineering Associate IIs, and one Civil Engineering Drafting Technician to provide traffic signal support, including the installation of new signals and signal modifications. Funding is provided by the Proposition C Anti-Gridlock Transit Improvement Fund. Related costs consist of employee benefits. <i>SG: \$564,399</i> <i>Related Costs: \$280,829</i>	564,399	-	845,228

Design and Construction

Program Changes	Direct Cost	Positions	Total Cost
Changes in Salaries, Expense, Equipment, and Special			
Continuation of Services			
20. Vision Zero Continue funding and resolution authority for seven positions consisting of four Street Lighting Electricians and three Electrical Craft Helpers to provide design, coordination, and construction engineering services for various street lighting projects to implement the Vision Zero Program. Continue one-time funding in the Operating Supplies Account. Funding is provided by the Measure R Local Return Fund (\$529,881) and the Measure M Local Return Fund (\$291,147). See related Bureaus of Engineering and Street Services and Department of Transportation items. Related costs consist of employee benefits. <i>SG: \$650,828 EX: \$170,200</i> <i>Related Costs: \$344,688</i>	821,028	-	1,165,716
21. Crosswalk Upgrade Program Continue funding and resolution authority for two Street Lighting Engineering Associate IIs to support the Crosswalk Upgrade Program. Related costs consist of employee benefits. <i>SG: \$220,717</i> <i>Related Costs: \$110,577</i>	220,717	-	331,294
Increased Services			
22. Metro Annual Work Program Support Add nine-months funding and resolution authority for two Street Lighting Engineering Associate IIs, subject to pay grade determination by the City Administrative Officer, Employee Relations Division, to support the Los Angeles Metropolitan Transportation Authority (Metro) Annual Work Program. Front funding is provided by the Measure M Local Return Fund and the costs will be fully reimbursed by Metro. See related Bureaus of Contract Administration, Engineering, and Street Services, and Department of Transportation items. Related costs consist of employee benefits. <i>SG: \$165,538</i> <i>Related Costs: \$91,381</i>	165,538	-	256,919
23. Traffic Signal Support Program Expansion Add nine-months funding and resolution authority for one Senior Civil Engineering Drafting Technician to provide traffic signal support, including the installation of new signals and signal modifications. Funding is provided by the Proposition C Anti-Gridlock Transit Improvement Fund. Related costs consist of employee benefits. <i>SG: \$63,508</i> <i>Related Costs: \$38,989</i>	63,508	-	102,497

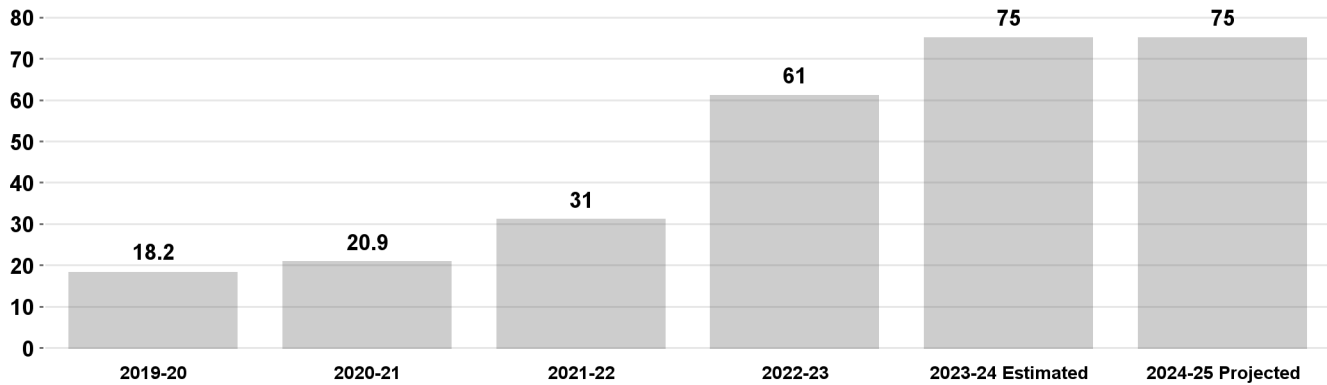
Design and Construction

TOTAL Design and Construction	(3,442,186)	(13)
2023-24 Program Budget	30,993,248	77
Changes in Salaries, Expense, Equipment, and Special	(3,442,186)	(13)
2024-25 PROGRAM BUDGET	27,551,062	64

System Operation, Maintenance, and Repair

This program is responsible for the maintenance, repair, and operation of more than 210,000 streetlights in the City of Los Angeles, providing construction support for various street lighting projects, overseeing fleet coordination and warehouse activities, and coordinating with engineering for testing and equipment evaluations. This program ensures that street lights are effectively lighting roads to enhance public safety.

Single Streetlight Outage Response Time (in working days)



Program Changes

Direct Cost Positions Total Cost

Changes in Salaries, Expense, Equipment, and Special

Apportionment of Changes Applicable to Various Programs (9,375,065) (7) (11,575,419)

Related costs consist of employee benefits.

SG: (\$4,047,362) SHH: (\$733,100) SHHFB: (\$447,079)

SOT: (\$1,200,000) EX: (\$1,280,524) SP: (\$1,667,000)

Related Costs: (\$2,200,354)

System Operation, Maintenance, and Repair

Program Changes	Direct Cost	Positions	Total Cost
Changes in Salaries, Expense, Equipment, and Special			
Continuation of Services			
24. Copper Wire Theft Replacement Program Continue funding and resolution authorities for 32 positions consisting of one Street Lighting Engineer, two Street Lighting Engineering Associate IIs, one Management Analyst, one Street Lighting Electrician Supervisor, six Street Lighting Electricians, four Assistant Street Lighting Electricians, nine Electrical Craft Helpers, two Welders, three Mechanical Helpers, one Welder Supervisor, and two Cement Finisher Workers to support the replacement of copper wire stolen from streetlights and street lighting facilities. Eight vacant positions consisting of four Street Lighting Electricians, one Street Lighting Electrician Supervisor, one Assistant Street Lighting Electrician, one Cement Finisher Worker, and one Welder are not continued. Continue one-time funding in the Hiring Hall Salaries (\$358,237), Benefits Hiring Hall (\$210,059), Contractual Services (\$361,700), Operating Supplies (\$462,800), and Street Lighting Improvement and Supplies (\$1,667,000) accounts. Funding is provided by the Street Lighting Maintenance Assessment Fund (\$361,700) and the Special Gas Tax Improvement Fund (\$ 5,471,950). Related costs consist of employee benefits. <i>SG: \$2,773,854 SHH: \$358,237 SHHFB: \$210,059</i> <i>EX: \$824,500 SP: \$1,667,000</i> <i>Related Costs: \$1,505,665</i>	5,833,650	-	7,339,315
25. Street Lighting Maintenance Support Continue funding and resolution authority for six positions consisting of one Street Lighting Electrician Supervisor, one Senior Painter, two Street Lighting Electricians, and two Maintenance Laborers to provide maintenance support. Three vacant positions consisting of one Painter and two Maintenance Laborers are not continued. Continue one-time funding in the Hiring Hall Salaries (\$233,408) and Hiring Hall Benefits (\$95,961) accounts. Funding is provided by the Street Lighting Maintenance Assessment Fund. Related costs consist of employee benefits. <i>SG: \$555,765 SHH: \$233,408 SHHFB: \$95,961</i> <i>Related Costs: \$294,721</i>	885,134	-	1,179,855
26. Fleet Leasing Additional Equipment Continue one-time funding in the Operating Supplies Account for the lease and maintenance of 13 vehicles and maintenance equipment to support field operations. Funding is provided by the Street Lighting Maintenance Assessment Fund. <i>EX: \$539,645</i>	539,645	-	539,645

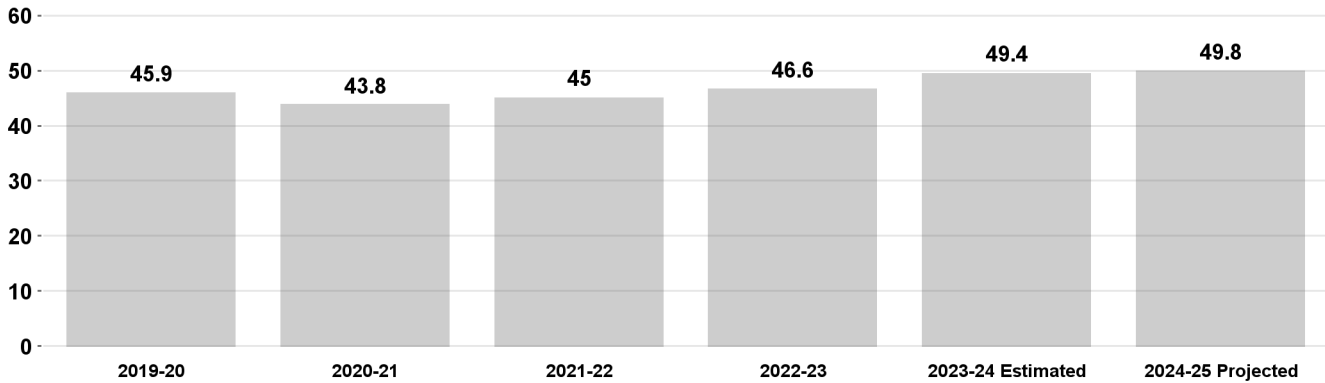
System Operation, Maintenance, and Repair

Program Changes	Direct Cost	Positions	Total Cost
Changes in Salaries, Expense, Equipment, and Special			
Continuation of Services			
27. Underground Substructure Locate and Mark Continue one-time funding in the Hiring Hall Salaries (\$165,618), Benefits Hiring Hall (\$128,933), and Operating Supplies (\$71,800) accounts to support the Locate and Mark Program. Funding is provided by the Street Lighting Maintenance Assessment Fund. <i>SHH: \$165,618 SHHFB: \$128,933 EX: \$71,800</i>	366,351	-	366,351
28. Maintenance and Repair Section Support Continue funding and resolution authority for four positions consisting of one Maintenance Laborer, one Administrative Clerk, one Accounting Clerk, and one Warehouse and Toolroom Worker I to support the Maintenance and Repair Section. One vacant Maintenance Laborer is not continued. Funding is provided by the Street Lighting Maintenance Assessment Fund. Related costs consist of employee benefits. <i>SG: \$242,363</i> <i>Related Costs: \$151,898</i>	242,363	-	394,261
TOTAL System Operation, Maintenance, and Repair	(1,507,922)	(7)	
2023-24 Program Budget	20,312,313	100	
Changes in Salaries, Expense, Equipment, and Special	(1,507,922)	(7)	
2024-25 PROGRAM BUDGET	18,804,391	93	

Street Lighting Assessment

This program is responsible for coordinating and processing street lighting maintenance assessments for over 550,000 parcels, preparing ordinances, ballots, and mapping to create new assessment districts on an annual basis. Assessments provide funding needed to install, power, and maintain street lights to ensure safe communities and livable neighborhoods.

Street Lighting Maintenance Assessment Fund Revenue (in millions)



	Program Changes	Direct Cost	Positions	Total Cost
Changes in Salaries, Expense, Equipment, and Special				
Apportionment of Changes Applicable to Various Programs		(231,918)	(2)	(351,960)
Related costs consist of employee benefits.				
SG: (\$231,918)				
Related Costs: (\$120,042)				
Continuation of Services				
29. Street Lighting Assessment Staffing		110,358	-	165,647
Continue funding and resolution authority for one Street Lighting Engineering Associate II to support the Street Lighting Assessment program. Funding is provided by the Street Lighting Maintenance Assessment Fund. Related costs consist of employee benefits.				
SG: \$110,358				
Related Costs: \$55,289				
TOTAL Street Lighting Assessment		(121,560)	(2)	
2023-24 Program Budget		960,275	8	
Changes in Salaries, Expense, Equipment, and Special		(121,560)	(2)	
2024-25 PROGRAM BUDGET		838,715	6	

General Administration and Support

This program provides executive, technical, and administrative support. General administrative support includes budget preparation, finance and accounting, and clerical support. Technical program support includes information technology support for all engineering and field operations, maintenance of the street lighting mapping system, asset maintenance system, outage applications, and as-built street lighting projects.

Program Changes	Direct Cost	Positions	Total Cost
Changes in Salaries, Expense, Equipment, and Special			
Apportionment of Changes Applicable to Various Programs	(924,106)	(4)	(1,279,343)
Related costs consist of employee benefits. SG: (\$674,106) EX: (\$250,000) Related Costs: (\$355,237)			
Continuation of Services			
30. Administrative Support	81,070	-	126,169
Continue funding and resolution authority for one Principal Clerk to provide administrative support. Funding is provided by the Street Lighting Maintenance Assessment Fund. Related costs consist of employee benefits. SG: \$81,070 Related Costs: \$45,099			
31. Digital Inclusion Staffing	429,555	-	498,480
Continue funding and resolution authority for one Senior Management Analyst II to develop and implement digital inclusion projects. One Management Analyst is not continued. Continue one-time funding in the Contractual Services Account. Partial funding is provided by the Digital Inclusion Fund (\$280,000). Related costs consist of employee benefits. SG: \$149,555 EX: \$280,000 Related Costs: \$68,925			
32. Grants and Legislative Support	140,162	-	205,819
Continue funding and resolution authority for one Principal Project Coordinator to provide grant administration and legislative support. Funding is provided by the Street Lighting Maintenance Assessment Fund. Related costs consist of employee benefits. SG: \$140,162 Related Costs: \$65,657			
TOTAL General Administration and Support	<u>(273,319)</u>	<u>(4)</u>	
2023-24 Program Budget	4,446,069	29	
Changes in Salaries, Expense, Equipment, and Special	(273,319)	(4)	
2024-25 PROGRAM BUDGET	<u>4,172,750</u>	<u>25</u>	

**BUREAU OF STREET LIGHTING
DETAIL OF CONTRACTUAL SERVICES ACCOUNT**

2022-23 Actual Expenditures	2023-24 Adopted Budget	2023-24 Estimated Expenditures	Program/Code/Description	2024-25 Contract Amount
Design and Construction - AJ8401				
\$ -	\$ 150,000	\$ 150,000	1. Community Lighting Master Plan.....	\$ -
613	5,000	5,000	2. Copier rental.....	5,000
435,887	1,500	2,000	3. Miscellaneous contractual services.....	1,500
<u>\$ 436,500</u>	<u>\$ 156,500</u>	<u>\$ 157,000</u>	Design and Construction Total	<u>\$ 6,500</u>
System Operation, Maintenance, and Repair - AJ8402				
\$ 8,598	\$ 5,000	\$ 5,000	4. Ice maker (Raymer Street Yard).....	\$ 5,000
138,010	55,000	54,000	5. Safe digging alert services.....	50,000
205,078	172,000	112,000	6. Security services.....	-
-	43,000	43,000	7. Locate and mark	40,000
1,607	5,000	5,000	8. Copier rental.....	14,000
86,891	190,700	51,000	9. Miscellaneous contractual services.....	-
24,863	-	-	10. Copper wire theft abatement equipment rental.....	361,700
<u>\$ 465,047</u>	<u>\$ 470,700</u>	<u>\$ 270,000</u>	System Operation, Maintenance, and Repair Total	<u>\$ 470,700</u>
Street Lighting Assessment - AJ8403				
\$ -	\$ 1,000	\$ 1,000	11. Copier rental.....	\$ 1,000
-	11,000	11,000	12. Miscellaneous contractual services.....	11,000
-	400	-	13. Microfiche services (County Assessment Maps).....	400
<u>\$ -</u>	<u>\$ 12,400</u>	<u>\$ 12,000</u>	Street Lighting Assessment Total	<u>\$ 12,400</u>
General Administration and Support - AJ8450				
\$ 1,000	\$ 4,000	\$ 4,000	14. Copier rental.....	\$ 4,000
209,000	254,500	255,000	15. Miscellaneous contractual services.....	284,500
<u>\$ 210,000</u>	<u>\$ 258,500</u>	<u>\$ 259,000</u>	General Administration and Support Total	<u>\$ 288,500</u>
<u>\$ 1,111,547</u>	<u>\$ 898,100</u>	<u>\$ 698,000</u>	TOTAL CONTRACTUAL SERVICES ACCOUNT	<u>\$ 778,100</u>

Bureau of Street Lighting

Position Counts						
2023-24	Change	2024-25	Code	Title	2024-25 Salary Range and Annual Salary	
<u>GENERAL</u>						
<u>Regular Positions</u>						
1	-	1	1117-2	Executive Administrative Assistant II	3206(2)	(66,941 - 100,558)
1	-	1	1117-3	Executive Administrative Assistant III	3437(2)	(71,764 - 107,803)
1	-	1	1170	Payroll Supervisor	3634(2)	(75,877 - 114,004)
3	-	3	1223	Accounting Clerk	2587(2)	(54,016 - 81,139)
3	-	3	1358	Administrative Clerk	1989(2)	(41,530 - 62,431)
3	(1)	2	1368	Senior Administrative Clerk	2451(2)	(51,176 - 76,880)
1	-	1	1409-1	Information Systems Manager I	5887(2)	(122,920 - 184,683)
2	-	2	1539	Management Assistant	2678(2)	(55,916 - 84,021)
3	(1)	2	1596	Systems Analyst	3762(2)	(78,550 - 117,992)
4	-	4	1597-1	Senior Systems Analyst I	4451(2)	(92,936 - 139,624)
1	-	1	1597-2	Senior Systems Analyst II	5508(2)	(115,007 - 172,719)
1	(1)	-	1832-1	Warehouse and Toolroom Worker I	2099(2)	(43,827 - 65,813)
1	-	1	1835-2	Storekeeper II	2451(2)	(51,176 - 76,880)
1	-	1	1837	Senior Storekeeper	3019(2)	(63,036 - 94,690)
3	(2)	1	3115	Maintenance and Construction Helper	2099(2)	(43,827 - 65,813)
1	-	1	3351	Cement Finisher Worker	2463(2)	(51,427 - 77,256)
1	-	1	3353	Cement Finisher		(89,784)
1	(1)	-	3771	Mechanical Helper	2209(2)	(46,123 - 69,300)
4	(1)	3	3796	Welder		(97,029)
33	-	33	3799	Electrical Craft Helper		(72,182)
24	-	24	3809	Assistant Street Lighting Electrician		(85,775)
31	(2)	29	3811	Street Lighting Electrician		(105,798)
2	-	2	3820-1	Street Lighting Construction and Maintenance Supt I	4839(2)	(101,038 - 151,818)
1	-	1	3820-2	Street Lighting Construction and Maintenance Supt II	5394(2)	(112,626 - 169,232)
7	-	7	3840	Street Lighting Electrician Supervisor		(121,542)
1	-	1	7212-2	Office Engineering Technician II	2719(7)	(56,772 - 85,273)
3	-	3	7212-3	Office Engineering Technician III	3033(2)	(63,329 - 95,150)
4	-	4	7213	Geographic Information Systems Specialist	3835(2)	(80,074 - 120,310)
1	-	1	7214-1	Geographic Information Systems Supervisor I	4260(2)	(88,948 - 133,652)
4	(4)	-	7232	Civil Engineering Drafting Technician	2783(2)	(58,109 - 87,320)
31	(4)	27	7527-2	Street Lighting Engineering Associate II	3916(6)	(81,766 - 122,774)
13	(3)	10	7527-3	Street Lighting Engineering Associate III	4356(2)	(90,953 - 136,638)
1	-	1	7527-4	Street Lighting Engineering Associate IV	4734(2)	(98,845 - 148,498)

Bureau of Street Lighting

Position Counts					2024-25 Salary Range and Annual Salary	
2023-24	Change	2024-25	Code	Title		
<u>GENERAL</u>						
<u>Regular Positions</u>						
2	-	2	7536	Assistant Director Bureau of Street Lighting	7163(2)	(149,563 - 224,668)
6	(4)	2	7537	Street Lighting Engineer	4734(2)	(98,845 - 148,498)
5	(1)	4	9171-1	Senior Management Analyst I	4629(2)	(96,653 - 145,199)
1	-	1	9171-2	Senior Management Analyst II	5732(2)	(119,684 - 179,776)
1	-	1	9182	Chief Management Analyst	6502(2)	(135,761 - 203,955)
3	(1)	2	9184	Management Analyst	3762(2)	(78,550 - 117,992)
1	-	1	9265	Director of Street Lighting		(294,115)
3	-	3	9536	Senior Street Lighting Engineer	5567(2)	(116,238 - 174,619)
214	(26)	188				

AS NEEDED

To be Employed As Needed in Such Numbers as Required

1358	Administrative Clerk	1989(2)	(41,530 - 62,431)
1501	Student Worker	\$17/hr	
1535-1	Administrative Intern I	1701(9)	(35,516 - 53,348)
3112	Maintenance Laborer	1979(2)	(41,321 - 62,076)
3115	Maintenance and Construction Helper	2099(2)	(43,827 - 65,813)
3353	Cement Finisher		(89,784)
3796	Welder		(97,029)
3799	Electrical Craft Helper		(72,182)
3811	Street Lighting Electrician		(105,798)

HIRING HALL

Hiring Hall to be Employed As Needed in Such Numbers as Required

0860-1	Cement Finisher I - Hiring Hall	\$15.39/hr
0860-2	Cement Finisher II - Hiring Hall	\$46.94/hr
0862	Electrical Craft Helper - Hiring Hall	\$41.59/hr
0870	Painter - Hiring Hall	\$37.92/hr
0879	Street Lighting Electrician - Hiring Hall	\$55.45/hr

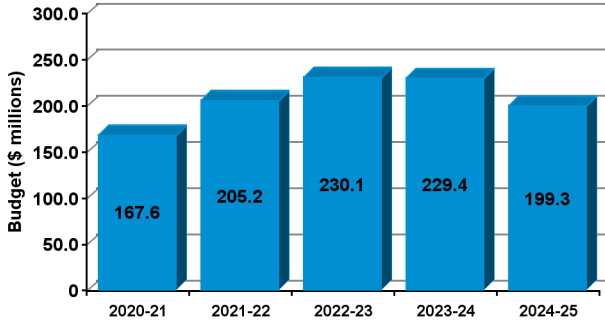
	<u>Regular Positions</u>
Total	188

BUREAU OF STREET SERVICES

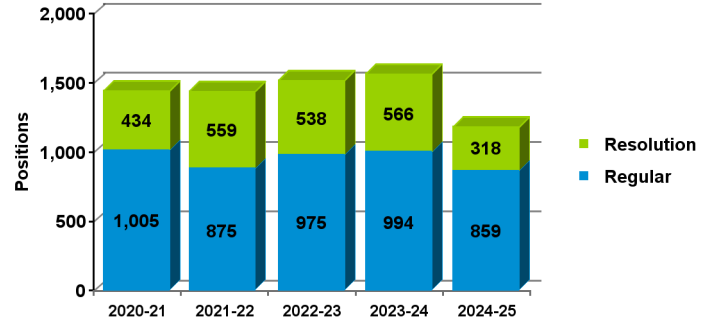
2024-25 Proposed Budget

FIVE-YEAR HISTORY OF BUDGET AND POSITION AUTHORITIES

FIVE-YEAR BUDGET HISTORY



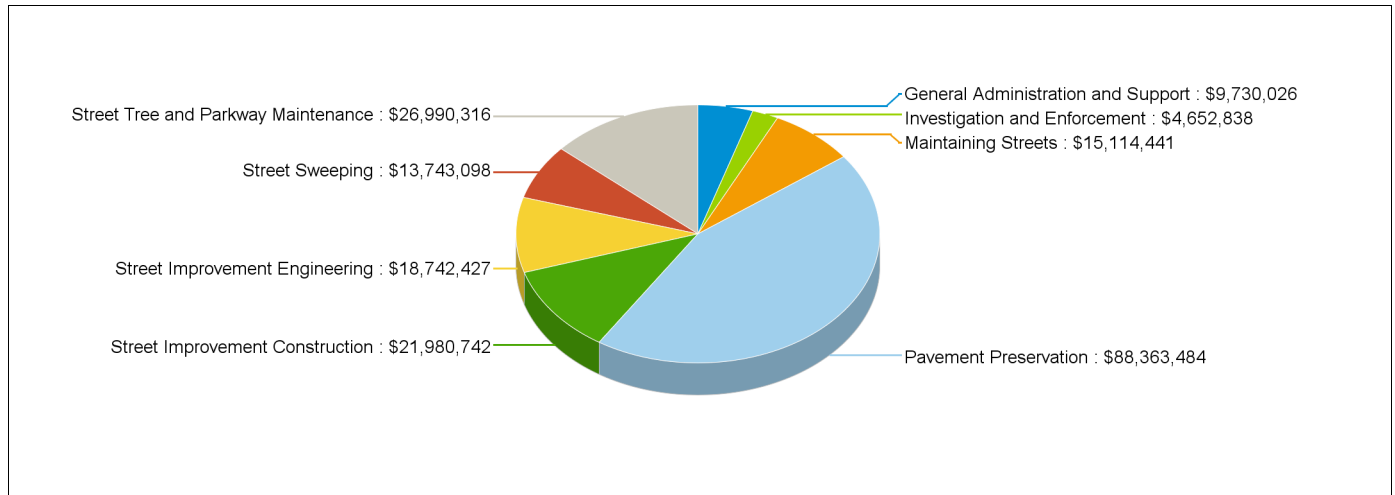
FIVE-YEAR POSITION AUTHORITY HISTORY



SUMMARY OF 2024-25 PROPOSED BUDGET CHANGES

	Total Budget			General Fund				Special Fund			
		Regular	Resolution		Regular	Resolution		Regular	Resolution		
2023-24 Adopted	\$229,356,255	994	566	\$56,912,690 24.8%	367	293	\$172,443,565 75.2%	627	273		
2024-25 Proposed	\$199,317,372	859	318	\$50,447,692 25.3%	353	122	\$148,869,680 74.7%	506	196		
Change from Prior Year	(\$30,038,883)	(135)	(248)	(\$6,464,998)	(15)	(171)	(\$23,573,885)	(120)	(77)		

2024-25 FUNDING DISTRIBUTION BY PROGRAM



MAIN BUDGET ITEMS

	Funding	Positions
* Additional Urban Transit Amenities Support	\$1,410,287	-
* Metro Annual Work Program - 2028 Olympics	\$366,049	-

Recapitulation of Changes

	Adopted Budget 2023-24	Total Budget Changes	Total Budget 2024-25
EXPENDITURES AND APPROPRIATIONS			
Salaries			
Salaries General	123,743,574	(14,465,016)	109,278,558
Overtime General	10,173,593	(4,201,788)	5,971,805
Hiring Hall Salaries	1,485,296	-	1,485,296
Benefits Hiring Hall	664,232	-	664,232
Overtime Hiring Hall	-	100,000	100,000
Total Salaries	<u>136,066,695</u>	<u>(18,566,804)</u>	<u>117,499,891</u>
Expense			
Printing and Binding	131,347	(20,539)	110,808
Firearms Ammunition Other Device	-	7,500	7,500
Construction Expense	53,980,613	(4,690,680)	49,289,933
Contractual Services	23,470,966	(7,057,183)	16,413,783
Field Equipment Expense	780,794	-	780,794
Transportation	460,019	(27,831)	432,188
Utilities Expense Private Company	838,751	(100,000)	738,751
Uniforms	343,995	(15,480)	328,515
Office and Administrative	1,651,724	(94,167)	1,557,557
Operating Supplies	11,254,281	526,301	11,780,582
Total Expense	<u>92,912,490</u>	<u>(11,472,079)</u>	<u>81,440,411</u>
Equipment			
Other Operating Equipment	377,070	-	377,070
Total Equipment	<u>377,070</u>	<u>-</u>	<u>377,070</u>
Total Bureau of Street Services	<u>229,356,255</u>	<u>(30,038,883)</u>	<u>199,317,372</u>

Recapitulation of Changes

	Adopted Budget 2023-24	Total Budget Changes	Total Budget 2024-25
SOURCES OF FUNDS			
General Fund	56,912,690	(6,464,998)	50,447,692
Special Gas Tax Improvement Fund (Sch. 5)	62,207,170	(7,058,816)	55,148,354
Stormwater Pollution Abatement Fund (Sch. 7)	5,920,741	(127,660)	5,793,081
Proposition A Local Transit Assistance Fund (Sch. 26)	2,403,707	(295,630)	2,108,077
Proposition C Anti-Gridlock Transit Fund (Sch. 27)	14,735,310	253,889	14,989,199
RAISE LA Fund (Sch. 29)	-	1,962,472	1,962,472
Sidewalk and Park Vending Trust Fund (Sch. 29)	150,000	(150,000)	-
Street Damage Restoration Fee Fund (Sch. 47)	41,721,475	(7,479,947)	34,241,528
Measure R Local Return Fund (Sch. 49)	24,234,659	(2,786,567)	21,448,092
Sidewalk Repair Fund (Sch. 51)	8,738,032	(992,202)	7,745,830
Measure M Local Return Fund (Sch. 52)	12,332,471	(6,899,424)	5,433,047
Total Funds	229,356,255	(30,038,883)	199,317,372
Percentage Change			(13.10)%
Positions	994	(135)	859

Changes Applicable to Various Programs

The following changes involve two or more budgetary programs. These changes are explained below and apportioned as single entries in the affected programs. Single-program changes are shown only in the programs involved.

Program Changes	Direct Cost	Positions	Total Cost
Changes in Salaries, Expense, Equipment, and Special			
Obligatory Changes			
1. 2023-24 Employee Compensation Adjustment Related costs consist of employee benefits. <i>SG: \$4,847,243</i> <i>Related Costs: \$1,689,746</i>	4,847,243	-	6,536,989
2. 2024-25 Employee Compensation Adjustment Related costs consist of employee benefits. <i>SG: \$3,184,400</i> <i>Related Costs: \$1,110,078</i>	3,184,400	-	4,294,478
3. Change in Number of Working Days Increase funding to reflect one additional working day. There will be 261 working days in 2024-25. Related costs consist of employee benefits. <i>SG: \$340,255</i> <i>Related Costs: \$118,444</i>	340,255	-	458,699
4. Full Funding for Partially Financed Positions Related costs consist of employee benefits. <i>SG: \$1,600,000</i> <i>Related Costs: \$556,961</i>	1,600,000	-	2,156,961
5. Salary Step and Turnover Effect Related costs consist of employee benefits. <i>SG: \$999,850</i> <i>Related Costs: \$348,047</i>	999,850	-	1,347,897
Deletion of One-Time Services			
6. Deletion of One-Time Expense Funding Delete one-time Overtime General and expense funding. <i>SOT: (\$5,561,659) EX: (\$15,303,325)</i>	(20,864,984)	-	(20,864,984)
7. Deletion of Funding for Resolution Authorities Delete funding for 566 resolution authority positions. Resolution authorities are reviewed annually and continued only if sufficient funding is available to maintain the current service level. Related costs consist of employee benefits. 23 positions are continued as regular positions: Tree Trimming Crews (23 positions) 284 positions are continued: Transportation Grant Annual Work Program (115 positions) Urban Transit Amenities (Four positions)	(37,643,101)	-	(57,742,523)

Program Changes**Direct Cost Positions Total Cost****Changes in Salaries, Expense, Equipment, and Special****Deletion of One-Time Services**

Hollywood Walk of Fame Dedicated Enforcement Program (Five positions)
 Motor Sweeping on Commercial Corridors (18 positions)
 Vision Zero Bicycle Lane Inspection (Six positions)
 Tree Planting Crews (15 positions)
 Tree Watering Crews (28 positions)
 Revised Protected Tree Ordinance CEQA Support (Three positions)
 Dead Tree and Stump Removal Crew (Eight positions)
 Tree Trimming Crew Support (Seven positions)
 Proactive Tree Planting and Watering Oversight (One position)
 Bicycle Lane Maintenance Crew (Five Positions)
 Vision Zero Concrete Construction (Eight positions)
 Construction Capacity for Capital Projects (One position)
 Active Transportation Program (10 positions)
 Asset Management and Advanced Planning (Eight positions)
 Crosswalk Upgrade Program (One position)
 Grant Support (13 positions)
 Implementation of Bikeways and Pedestrian Facilities (Five positions)
 Metro Annual Work Program (Nine positions)
 Roadway Infrastructure Survey (One position)
 State Route 710 Mobility Improvement Projects (Two positions)
 LAWA Landside Access Modernization Program (Two positions)
 Street Maintenance Technology Administrator (One position)
 Risk and Liability Mitigation Program (Eight positions)

160 positions are not continued:

Construction Capacity for Capital Projects (32 positions)
 Former Complete Streets Program - St. Recon. & Trees (34 positions)
 Failed Street Reconstruction (23 positions)
 Former Great Streets Initiative (Nine positions)
 Citywide Sidewalk and Park Vending and Outreach (20 positions)
 Aging Asset Removal Program (One position)
 Asphalt Plant Maintenance Crew (One position)
 Former Complete Streets Program - Sidewalks (39 positions)
 Public Way Reservation System (One position)

99 vacant positions are not continued as a result of the elimination of vacant positions:

Transportation Grant Annual Work Program (15 positions)
 Urban Transit Amenities (Four positions)
 Motor Sweeping for Commercial Corridors (Six positions)
 Tree Trimming Crews (One position)

Program Changes	Direct Cost	Positions	Total Cost
Changes in Salaries, Expense, Equipment, and Special			
Deletion of One-Time Services			
Tree Planting Crews (Three positions)			
Tree Watering Crews (One position)			
Dead Tree and Stump Removal Crew (One position)			
Bicycle Lane Maintenance Crew (Six positions)			
Vision Zero Concrete Construction (One position)			
Construction Capacity for Capital Projects (12 positions)			
Grant Support (One position)			
Metro Annual Work Program (Two positions)			
Risk and Liability Mitigation Program (Three positions)			
Former Complete Streets Program - St. Recon. & Trees (10 positions)			
Failed Street Reconstruction (Five positions)			
Former Great Streets Initiative (Three positions)			
Citywide Sidewalk and Park Vending and Outreach (Four positions)			
Aging Asset Removal Program (Three positions)			
Asphalt Plant Maintenance Crew (Three positions)			
Former Complete Streets Program - Sidewalks (15 positions)			
<i>SG: (\$37,643,101)</i>			
<i>Related Costs: (\$20,099,422)</i>			
8. Deletion of One-Time Salary Funding	(3,729,668)	-	(3,729,668)
Delete one-time Salaries General funding.			
<i>SG: (\$3,729,668)</i>			

Program Changes	Direct Cost	Positions	Total Cost
Changes in Salaries, Expense, Equipment, and Special			
Continuation of Services			
<p>9. Transportation Grant Annual Program</p> <p>Continue funding and resolution authority for 115 positions consisting of nine Garden Caretakers, one Park Maintenance Supervisor, three Plumbers, one Senior Gardener, two Tree Surgeons, five Tree Surgeon Supervisor Is, one Tree Surgeon Supervisor II, seven Carpenters, 25 Cement Finishers, four Cement Finisher Workers, seven Equipment Operators, three Heavy Duty Truck Operators, seven Maintenance and Construction Helpers, four Management Analysts, two Street Services Superintendent Is, one Street Services Superintendent II, six Street Services Supervisor IIs, two Civil Engineers, nine Civil Engineering Associate IIIs, two Graphics Designer IIs, two Landscape Architect Is, one Landscape Architect II, seven Landscape Architectural Associate IIIs, one Senior Civil Engineer, one Senior Management Analyst I, one Senior Management Analyst II, and one Senior Systems Analyst I to design and construct various street improvement projects as part of the Transportation Grant Annual Work Program. Fifteen positions consisting of three Maintenance and Construction Helpers, one Gardener Caretaker, three Tree Surgeon Assistants, one Light Equipment Operator, one Cement Finisher Worker, one Cement Finisher, one Heavy Duty Truck Operator, one Management Analyst, one Senior Civil Engineering Drafting Technician, one Civil Engineering Associate III, and one Transportation Engineer are not continued. Continue one-time funding Overtime General (\$514,650), Printing and Binding (\$18,000), Field Equipment Expense (\$98,700), Uniforms (\$27,499), Office and Administrative (\$93,000), and Operating Supplies (\$63,000) accounts. Front funding is provided by the Proposition C Anti-Gridlock Transit Fund and will be reimbursed through grant receipts received through the Transportation Grant Annual Work Program. See related Bureaus of Engineering, Contract Administration, and Street Lighting items. Related costs consist of employee benefits. SG: \$10,969,209 SOT: \$514,650 EX: \$300,199 Related Costs: \$5,747,548</p>	11,784,058	-	17,531,606

Program Changes	Direct Cost	Positions	Total Cost
Changes in Salaries, Expense, Equipment, and Special			
Continuation of Services			
10. Urban Transit Amenities Continue funding and resolution authority for four positions consisting of one Management Analyst, one Civil Engineer, one Landscape Architectural Associate III, and one Civil Engineering Associate III to support the Urban Transit Amenities Program. Four positions consisting of one Landscape Architect II, one Senior Management Analyst I, one Street Services Investigator, and one Electrical Inspector are not continued. Continue one-time funding in Overtime General (\$41,700), Field Equipment and Expense (\$1,000), Transportation (\$16,875), Uniforms (\$1,725), Office and Administrative (\$12,225), and Operating Supplies (\$2,000) accounts. Funding is provided by the RAISE LA Fund. Related costs consist of employee benefits. <i>SG: \$476,660 SOT: \$41,700 EX: \$33,825</i> <i>Related Costs: \$233,410</i>	552,185	-	785,595
Increased Services			
11. Additional Urban Transit Amenities Support Add nine-months funding and resolution authority for seven positions consisting of one Senior Civil Engineer, one Senior Administrative Clerk, one Service Coordinator, one Accounting Clerk, one Landscape Architect I, one Senior Management Analyst I, and one Geographic Information Systems Supervisor I, subject to pay grade determination by the Office of the City Administrative Officer, Employee Relations Division, to provide additional support to the Urban Transit Amenities Program. Funding is provided by the RAISE LA Fund. Related costs consist of employee benefits. <i>SG: \$590,387 SOT: \$45,000 EX: \$774,900</i> <i>Related Costs: \$323,660</i>	1,410,287	-	1,733,947

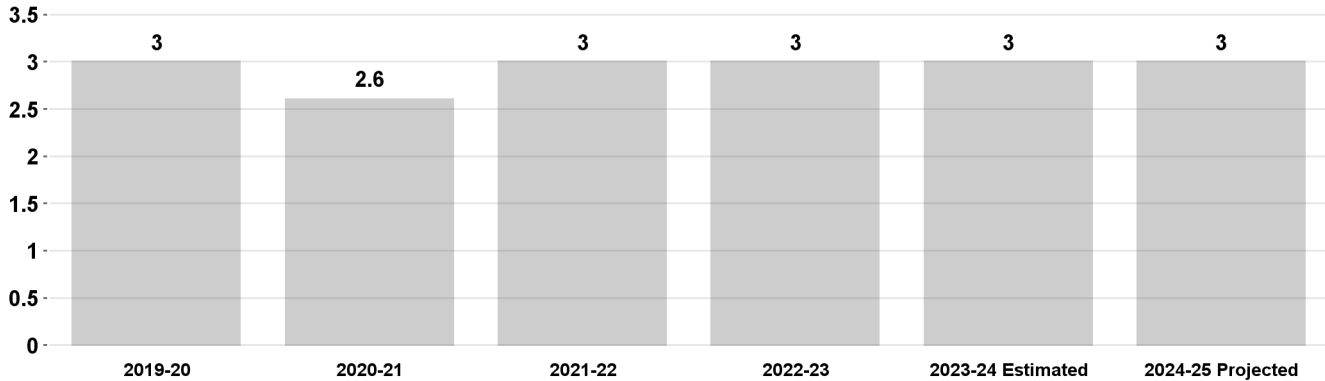
Bureau of Street Services

Program Changes	Direct Cost	Positions	Total Cost
Changes in Salaries, Expense, Equipment, and Special			
Efficiencies to Services			
12. Expense Account Reduction Reduce one-time funding in the amount of \$4,448,236 in the Overtime General (\$418,553), Construction Expense (\$1,683,458), Printing and Binding (\$17,039), Operating Supplies (\$2,246,819), and Office and Administrative (\$82,367) accounts to reflect anticipated expenditures, which include savings achieved due to Departmental efficiencies and expenditure reductions. Partial funding was provided by the Special Gas Tax Improvement Fund (\$1,910,091) and the Stormwater Pollution Abatement Fund (\$30,000). <i>SOT: (\$418,553) EX: (\$4,029,683)</i>	(4,448,236)	-	(4,448,236)
13. Elimination of Vacant Positions Delete funding and regular authority for 158 positions as a result of the elimination of vacant positions. Resolution authority positions that are not continued as part of the elimination of vacant positions are reflected in the Deletion of Funding for Resolution Authorities item. Partial funding was provided by the Special Gas Tax (\$6,039,907), Measure R (\$1,627,494) and other special funds (\$1,666,471). Related costs consist of employee benefits. <i>SG: (\$12,528,868)</i> <i>Related Costs: (\$7,042,352)</i>	(12,528,868)	(158)	(19,571,220)
TOTAL CHANGES APPLICABLE TO VARIOUS PROGRAMS	<u>(54,496,579)</u>	<u>(158)</u>	

Investigation and Enforcement

This program enforces various codes, statutes, and ordinances concerning the use of public streets, parkways, and sidewalks for safety, health, and welfare of the public.

Average Number of Days to Inspect Obstruction Requests

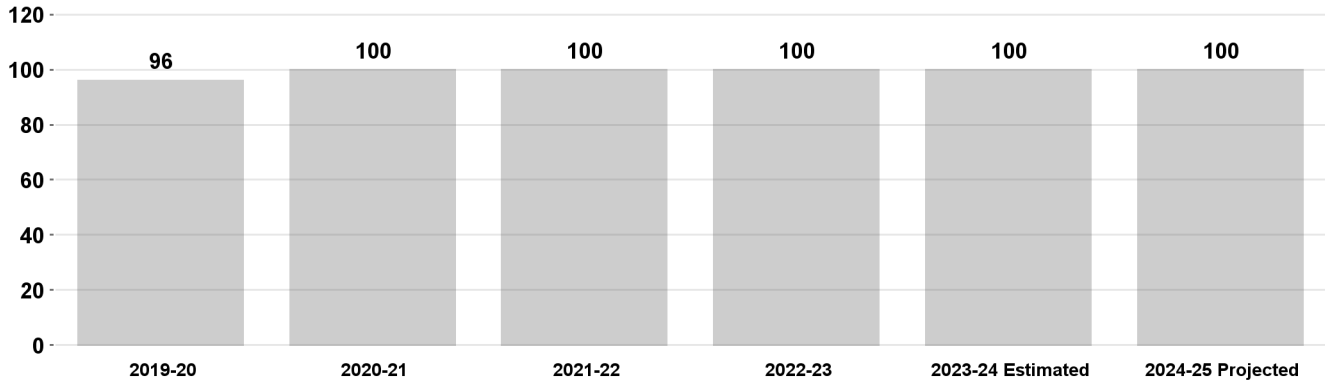


Program Changes	Direct Cost	Positions	Total Cost
Changes in Salaries, Expense, Equipment, and Special			
Apportionment of Changes Applicable to Various Programs	(4,022,068)	(12)	(6,026,852)
Related costs consist of employee benefits.			
SG: (\$3,701,937) SOT: (\$128,600) EX: (\$191,531)			
Related Costs: (\$2,004,784)			
Continuation of Services			
14. Hollywood Walk of Fame Dedicated Enforcement Program	504,468	-	764,447
Continue funding and resolution authority for five positions consisting of one Senior Street Services Investigator II and four Street Services Investigators to support the Hollywood Walk of Fame Dedicated Enforcement Program. Related costs consist of employee benefits.			
SG: \$504,468			
Related Costs: \$259,979			
TOTAL Investigation and Enforcement	(3,517,600)	(12)	
2023-24 Program Budget	8,170,438	49	
Changes in Salaries, Expense, Equipment, and Special	(3,517,600)	(12)	
2024-25 PROGRAM BUDGET	4,652,838	37	

Street Sweeping

This program involves the scheduled and emergency motor sweeping of improved roadways to maintain clean and aesthetic conditions, and protect the environment by reducing storm drain contamination and air pollution.

Percent of Posted Street Sweeping Routes Completed

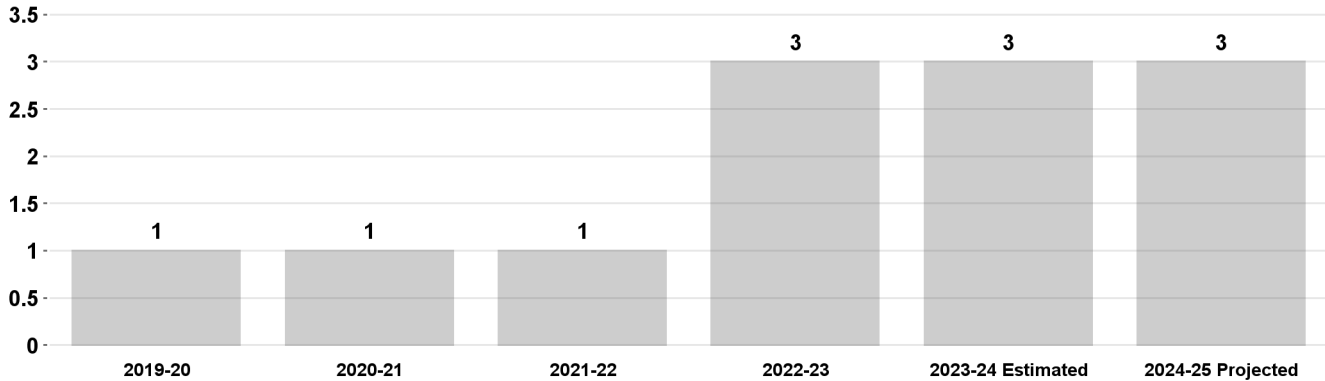


Program Changes	Direct Cost	Positions	Total Cost
Changes in Salaries, Expense, Equipment, and Special			
Apportionment of Changes Applicable to Various Programs	(2,137,756)	(3)	(3,265,390)
Related costs consist of employee benefits.			
SG: (\$2,107,756) EX: (\$30,000)			
Related Costs: (\$1,127,634)			
Continuation of Services			
15. Motor Sweeping on Commercial Corridors	1,401,791	-	2,193,585
Continue funding and resolution authority for 18 positions consisting of three Truck Operators, 14 Motor Sweeper Operators, and one Geographic Information Systems Specialist. Six positions consisting of four Truck Operators and two Motor Sweeper Operators are not continued. Related costs consist of employee benefits.			
SG: \$1,401,791			
Related Costs: \$791,794			
16. Vision Zero Bicycle Lane Inspection	503,671	-	780,268
Continue funding and resolution authority for six positions consisting of two Street Services Supervisor Is, two Motor Sweeper Operators, and two Truck Operators to keep bicycle lanes clear of debris through motor sweeping, inspection, and maintenance efforts. Funding is provided by the Measure M Local Return Fund. Related costs consist of employee benefits.			
SG: \$503,671			
Related Costs: \$276,597			
TOTAL Street Sweeping	(232,294)	(3)	
2023-24 Program Budget	13,975,392	91	
Changes in Salaries, Expense, Equipment, and Special	(232,294)	(3)	
2024-25 PROGRAM BUDGET	13,743,098	88	

Street Tree and Parkway Maintenance

This program plants, trims, and maintains trees, plants, and shrubs in dedicated streets, parkways, and other public ways to enhance safety, visibility, and public health.

Average Working Days to Complete Tree Emergencies



Program Changes	Direct Cost	Positions	Total Cost
Changes in Salaries, Expense, Equipment, and Special			
Apportionment of Changes Applicable to Various Programs	(8,682,846)	(14)	(12,075,416)
Related costs consist of employee benefits. SG: (\$5,350,310) SOT: (\$812,414) EX: (\$2,520,122) Related Costs: (\$3,392,570)			
Continuation of Services			
17. Tree Trimming Crews	2,408,252	23	3,351,235
Continue funding and add regular authority for 23 positions consisting of three Tree Surgeon Supervisor Is, three Equipment Operators, three Heavy Duty Truck Operators, nine Tree Surgeons, and five Tree Surgeon Assistants to operate three trimming crews. One Tree Surgeon Assistant is not continued. Continue funding in the Overtime General (\$120,000), Printing and Binding (\$3,200), Contractual Services (\$644,200), Uniforms (\$22,500), Office and Administrative (\$8,800), and Operating Supplies (\$16,000) accounts. Related costs consist of employee benefits. SG: \$1,593,552 SOT: \$120,000 EX: \$694,700 Related Costs: \$942,983			
18. Tree Planting Crews	985,657	-	1,581,994
Continue funding and resolution authority for 15 positions consisting of two Tree Surgeon Supervisor Is, four Tree Surgeons, one Tree Surgeon Assistants, four Gardener Caretakers, two Light Equipment Operators, and two Truck Operators to operate two tree planting crews. Three Tree Surgeon Assistants are not continued. Related costs consist of employee benefits. SG: \$985,657 Related Costs: \$596,337			

Street Tree and Parkway Maintenance

Program Changes	Direct Cost	Positions	Total Cost
Changes in Salaries, Expense, Equipment, and Special			
Continuation of Services			
19. Tree Watering Crews Continue funding and resolution authority for 28 positions consisting of 11 Tree Surgeons, three Tree Surgeon Supervisor Is, 10 Tree Surgeon Assistants, and four Truck Operators to provide tree watering services. One Truck Operator is not continued. Continue one-time funding in the Overtime General (\$163,100), Printing and Binding (\$4,200), Contractual Services (\$365,800), Uniforms (\$24,390), Office and Administrative (\$16,400), and Operating Supplies (\$106,000) accounts. Related costs consist of employee benefits. <i>SG: \$1,670,843 SOT: \$163,100 EX: \$516,790</i> <i>Related Costs: \$1,054,347</i>	2,350,733	-	3,405,080
20. Revised Protected Tree Ordinance CEQA Support Continue funding and resolution authority for three positions consisting of one Environmental Supervisor I, one Street Tree Superintendent I, and one Tree Surgeon Supervisor I to manage the tree removal application process and assist with the California Environmental Quality Act (CEQA) determination reviews as part of the revised Protected Tree Ordinance. Continue one-time funding in the Overtime General (\$23,500), Printing and Binding (\$600), Contractual Services (\$27,300), Uniforms (\$1,650), Office and Administrative (\$6,900), and Operating Supplies (\$1,000) accounts. Funding is partially reimbursed by permit fees. Related costs consist of employee benefits. <i>SG: \$333,098 SOT: \$23,500 EX: \$37,450</i> <i>Related Costs: \$166,569</i>	394,048	-	560,617
21. Dead Tree and Stump Removal Crew Continue funding and resolution authority for eight positions consisting of one Heavy Duty Truck Operator, three Tree Surgeons, three Tree Surgeon Assistants, and one Equipment Operator to remove dead, dying, or structurally unsound parkway trees and tree stumps. One Tree Surgeon Supervisor I is not continued. Continue one-time funding in the Overtime General (\$75,600), Printing and Binding (\$1,800), Contractual Services (\$339,000), Uniforms (\$12,480), Office and Administrative (\$10,700), and Operating Supplies (\$18,000) accounts. Related costs consist of employee benefits. <i>SG: \$486,865 SOT: \$75,600 EX: \$381,980</i> <i>Related Costs: \$304,540</i>	944,445	-	1,248,985

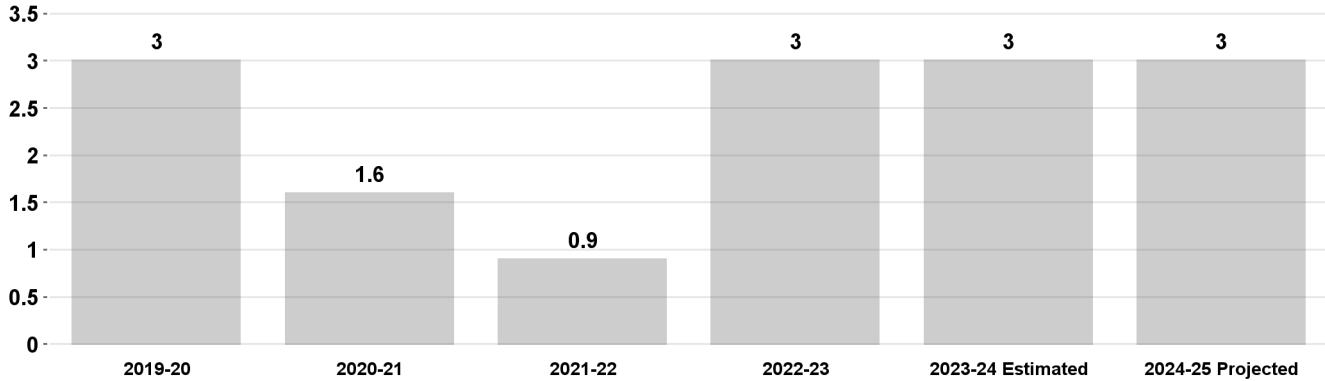
Street Tree and Parkway Maintenance

Program Changes	Direct Cost	Positions	Total Cost
Changes in Salaries, Expense, Equipment, and Special			
Continuation of Services			
22. Tree Trimming Crew Support Continue funding and resolution authority for seven positions consisting of two Tree Surgeon Supervisor Is, three Tree Surgeon Assistants, and two Equipment Operators to support tree trimming services. Related costs consist of employee benefits. <i>SG: \$541,331</i> <i>Related Costs: \$306,594</i>	541,331	-	847,925
23. Proactive Tree Planting and Watering Oversight Continue funding and resolution authority for one Senior Management Analyst I to provide managerial and administrative support for the tree planting and watering program. Continue one-time funding in the Overtime General (\$27,000), Printing and Binding (\$600), Contractual Services (\$8,000), and Office and Administrative (\$8,100) accounts. Related costs consist of employee benefits. <i>SG: \$116,037 SOT: \$27,000 EX: \$16,700</i> <i>Related Costs: \$57,264</i>	159,737	-	217,001
TOTAL Street Tree and Parkway Maintenance	(898,643)	9	
2023-24 Program Budget	27,888,959	178	
Changes in Salaries, Expense, Equipment, and Special	(898,643)	9	
2024-25 PROGRAM BUDGET	26,990,316	187	

Maintaining Streets

This program keeps the roadway surface, concrete curbs, and associated structures in a good condition by performing minor repairs to roadways, concrete curbs, gutters, alleys, storm drains, and unimproved roadways. It also provides inspection and enforcement of private property weed abatement regulations for unimproved parcels of land outside the "Very High Fire Severity Zone" to minimize fire, health, and safety hazards.

Average Number of Working Days to Repair Potholes

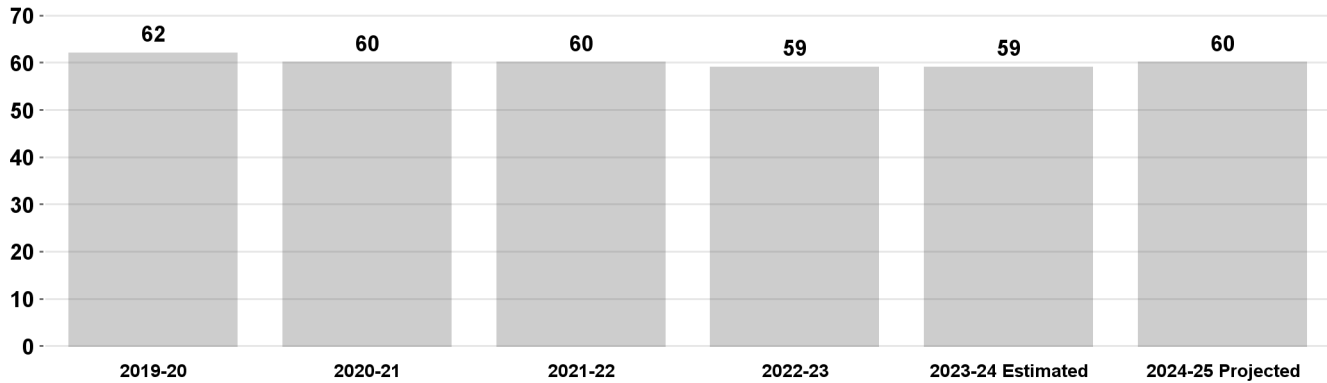


Program Changes	Direct Cost	Positions	Total Cost
Changes in Salaries, Expense, Equipment, and Special			
Apportionment of Changes Applicable to Various Programs	(2,394,158)	(17)	(3,079,087)
Related costs consist of employee benefits.			
SG: (\$1,387,706) SOT: (\$394,452) EX: (\$612,000)			
Related Costs: (\$684,929)			
Continuation of Services			
24. Asphalt Repairs	680,376	-	680,376
Continue one-time funding in the Overtime General (\$68,376), Construction Expense (\$510,000), Field Equipment Expense (\$34,000), Office and Administrative (\$34,000), and Operating Supplies (\$34,000) accounts to complete pothole repair requests in an average of three working days. Funding is provided by the Street Damage Restoration Fee Fund.			
SOT: \$68,376 EX: \$612,000			
TOTAL Maintaining Streets	(1,713,782)	(17)	
2023-24 Program Budget	16,828,223	147	
Changes in Salaries, Expense, Equipment, and Special	(1,713,782)	(17)	
2024-25 PROGRAM BUDGET	15,114,441	130	

Pavement Preservation

This program maintains roadways by applying slurry seal or returns the road to a good condition by resurfacing with asphalt. The Bureau of Street Services' Pavement Management System maintains an updated database of road surface conditions.

Percent of Street Network in Good Repair



Program Changes	Direct Cost	Positions	Total Cost
Changes in Salaries, Expense, Equipment, and Special			
Apportionment of Changes Applicable to Various Programs	(25,934,080)	(60)	(30,595,945)
Related costs consist of employee benefits.			
SG: (\$8,708,384) SOT: (\$3,624,459) EX: (\$13,601,237)			
Related Costs: (\$4,661,865)			
Continuation of Services			
25. Bicycle Lane Maintenance Crew	455,708	-	646,956
Continue funding and resolution authority for five positions consisting of one Motor Sweeper Operator, two Street Services Worker Is, and two Maintenance Laborers to serve as a dedicated Bicycle Lane Maintenance Crew. Six positions consisting of three Equipment Operators, two Street Services Worker Is, and one Street Services Supervisor I are not continued. Continue one-time funding in the Overtime General (\$92,400), Printing and Binding (\$2,200), Uniforms (\$19,500), Office and Administrative (\$12,700), and Operating Supplies (\$22,000) accounts. Funding is provided by the Street Damage Restoration Fee Fund. Related costs consist of employee benefits.			
SG: \$306,908 SOT: \$92,400 EX: \$56,400			
Related Costs: \$191,248			

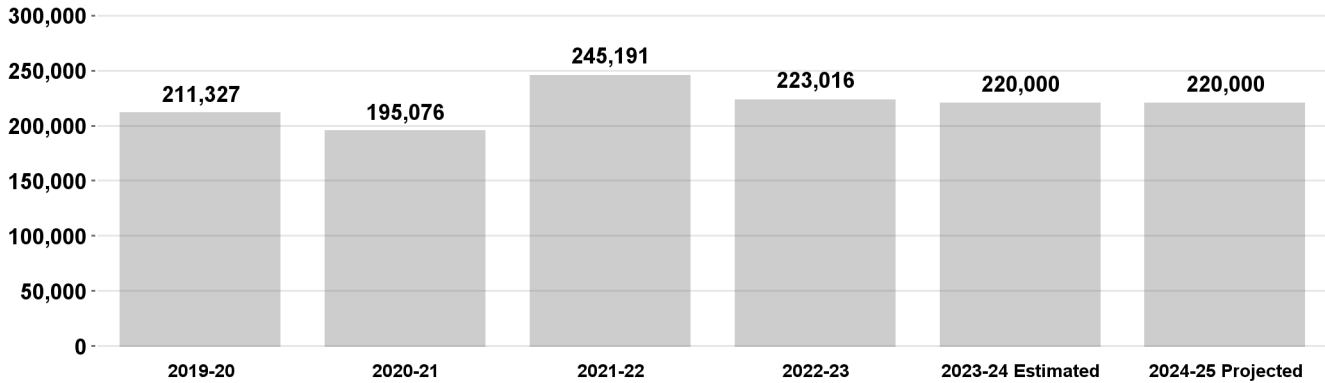
Pavement Preservation

Program Changes	Direct Cost	Positions	Total Cost
Changes in Salaries, Expense, Equipment, and Special			
New Services			
26. Pavement Preservation Trucking Add nine-months funding and resolution authority for 23 Heavy Duty Truck Operators to provide as-needed hauling services for the various street renewal programs, including the Pavement Preservation Program, using City staff. Add one-time funding in the Overtime General (\$200,000), Printing and Binding (\$5,000) Contractual Services (\$4,600,000), Construction Expense (\$3,104,978), Uniforms (\$42,000), Office and Administrative (\$30,000), and Operating Supplies (\$3,554,186) accounts. Funding is provided by the Special Gas Tax Improvement Fund (\$7,688,194), Street Damage Restoration Fee Fund (\$2,051,948), Measure R Local Return Fund (\$1,038,747), and Measure M Local Return Fund (\$2,000,000). Related costs consist of employee benefits. <i>SG: \$1,242,725 SOT: \$200,000 EX: \$11,336,164</i> <i>Related Costs: \$820,959</i>	12,778,889	-	13,599,848
Efficiencies to Services			
27. Pavement Preservation Contract Trucking Reduce funding in the Contractual Services Account on a one-time basis to reflect anticipated expenditures, which include savings achieved due to Departmental efficiencies and expenditure reductions. Funding was provided by the Special Gas Tax Improvement Fund (\$7,688,194), Street Damage Restoration Fee Fund (\$2,051,948), and Measure R Local Return Fund (\$1,038,747). <i>EX: (\$10,778,889)</i>	(10,778,889)	-	(10,778,889)
Other Changes or Adjustments			
28. Funding Realignment Transfer funding between accounts to reflect the Department's current organizational needs. There will be no change to the level of services provided nor to the overall funding provided to the Department. <i>SHHOT: \$100,000 EX: (\$100,000)</i>	-	-	-
29. Pavement Preservation Program Funding Adjustment Realign funding from the General Fund to the Street Damage Restoration Fund to reflect anticipated expenditures. There is no change to the level of services provided nor to the overall funding provided to the Department.	-	-	-
TOTAL Pavement Preservation	(23,478,372)	(60)	
2023-24 Program Budget	111,841,856	306	
Changes in Salaries, Expense, Equipment, and Special	(23,478,372)	(60)	
2024-25 PROGRAM BUDGET	88,363,484	246	

Street Improvement Construction

This program builds streetscape improvements that enhance safety, accessibility, mobility, and community satisfaction, including curb ramps, sidewalks, pedestrian and bike facilities, bus landing facilities, hardscaping and landscaping.

Square Feet of New Sidewalk Constructed



Program Changes	Direct Cost	Positions	Total Cost
Changes in Salaries, Expense, Equipment, and Special			
Apportionment of Changes Applicable to Various Programs	(4,749,204)	(39)	(7,057,575)
Related costs consist of employee benefits.			
SG: (\$4,059,663) SOT: (\$67,500) EX: (\$622,041)			
Related Costs: (\$2,308,371)			

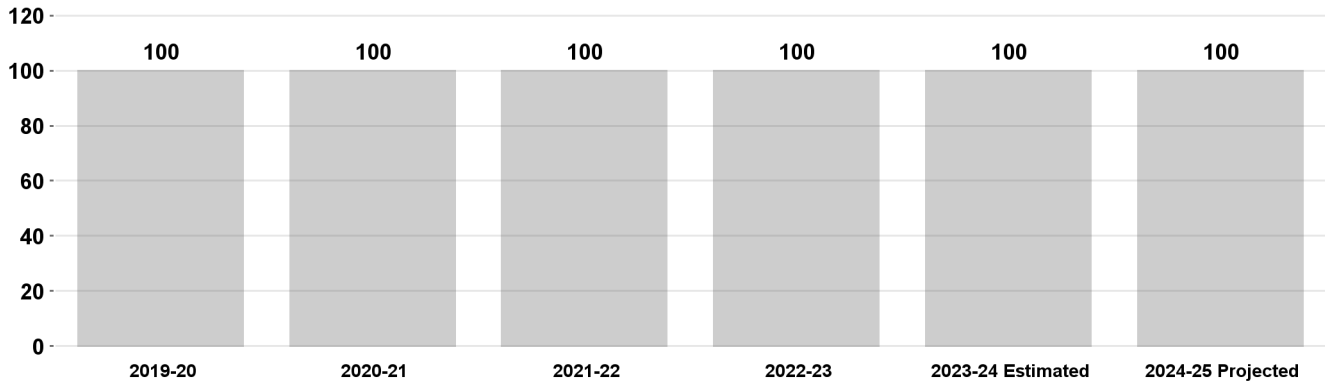
Street Improvement Construction

Program Changes	Direct Cost	Positions	Total Cost
Changes in Salaries, Expense, Equipment, and Special			
Continuation of Services			
30. Vision Zero Concrete Construction Continue funding and resolution authority for eight positions consisting of one Street Services Supervisor II, one Equipment Operator, one Heavy Duty Truck Operator, one Carpenter, two Cement Finishers, one Cement Finisher Worker, and one Maintenance and Construction Helpers to provide dedicated support for Vision Zero projects that require concrete work. One Maintenance and Construction Helper is not continued. Continue one-time funding in the Overtime General (\$67,500), Printing and Binding (\$1,800), Construction Expense (\$200,000), Contractual Services (\$184,800), Field Equipment Expense (\$11,900), Transportation (\$4,500), Uniforms (\$2,296), Office and Administrative (\$6,500), and Operating Supplies (\$76,300) accounts. Funding is provided by the Measure M Local Return Fund. Related costs consist of employee benefits. <i>SG: \$668,682 SOT: \$67,500 EX: \$488,096</i> <i>Related Costs: \$367,794</i>	1,224,278	-	1,592,072
31. Construction Capacity for Capital Projects Add funding and continue resolution authority for one Plumber Supervisor to provide capital projects support. Forty four positions consisting of one Accounting Clerk, four Carpenters, 12 Cement Finishers, eight Cement Finisher Workers, four Heavy Duty Truck Operators, three Maintenance Laborers, one Management Analyst, one Plumber, one Senior Carpenter, one Street Services General Superintendent I, two Street Services Superintendent Is, four Street Services Supervisor Is, one Mechanical Helper, and one Warehouse and Toolroom Worker I are not continued. Funding is provided by the Measure M Local Return Fund. <i>SG: \$118,813</i> <i>Related Costs: \$58,230</i>	118,813	-	177,043
TOTAL Street Improvement Construction	(3,406,113)	(39)	
2023-24 Program Budget	25,386,855	110	
Changes in Salaries, Expense, Equipment, and Special	(3,406,113)	(39)	
2024-25 PROGRAM BUDGET	21,980,742	71	

Street Improvement Engineering

This program designs streetscape improvements that enhance safety, accessibility, mobility, and community satisfaction, including curb ramps, pedestrian and bike facilities, bus landing facilities, hardscaping and landscaping. It also reviews Los Angeles Metropolitan Transportation Authority (Metro) plans for transit and highway projects along with other City departments.

Percent of Metro Plan Design Reviews Completed in 20 Days



Program Changes	Direct Cost	Positions	Total Cost
Changes in Salaries, Expense, Equipment, and Special			
Apportionment of Changes Applicable to Various Programs	(5,093,972)	(2)	(7,264,691)
Related costs consist of employee benefits.			
SG: (\$4,428,385) SOT: (\$281,437) EX: (\$384,150)			
Related Costs: (\$2,170,719)			
Continuation of Services			
32. Active Transportation Program	-	-	-
Continue resolution authority for ten positions consisting of one Senior Civil Engineer, five Civil Engineers, one Landscape Architect II, and three Civil Engineering Associate IIIs to implement the Active Transportation Program grant awards. Funding for these positions will be provided through interim appropriations from grant funds.			
33. Asset Management and Advanced Planning	1,690,241	-	2,169,906
Continue funding and resolution authority for eight positions consisting of one Principal Civil Engineer, one Senior Civil Engineer, two Civil Engineers, two Systems Analysts, and two Geographic Information Systems Specialists to modernize the Bureau's planning and delivery functions by using data to implement multi-year modernization initiatives and help equitably make streets safe and sustainable. Continue one-time funding in the Contractual Services Account. Related costs consist of employee benefits.			
SG: \$990,241 EX: \$700,000			
Related Costs: \$479,665			

Street Improvement Engineering

Program Changes	Direct Cost	Positions	Total Cost
Changes in Salaries, Expense, Equipment, and Special			
Continuation of Services			
34. Crosswalk Upgrade Program Continue funding and resolution authority for one Civil Engineer to support the development of the Crosswalk Upgrade Program. Related costs consist of employee benefits. <i>SG: \$135,257</i> <i>Related Costs: \$63,951</i>	135,257	-	199,208
35. Grant Support Continue funding and resolution authority for 13 positions consisting of one Landscape Architect I, two Landscape Architect Associate IIIs, one Senior Civil Engineer, two Civil Engineers, three Civil Engineering Associate IIIs, one Geographic Information Systems Supervisor I, one Geographic Information Systems Specialist, one Graphics Designer II, and one Management Analyst to support and manage new grant projects. One Senior Management Analyst I is not continued. Continue one-time funding in the Overtime General (\$111,000), Printing and Binding (\$2,800), Uniforms (\$5,100), Office and Administrative (\$26,800), and Operating Supplies (\$2,000) accounts. Related costs consist of employee benefits. <i>SG: \$1,499,597 SOT: \$111,000 EX: \$36,700</i> <i>Related Costs: \$741,345</i>	1,647,297	-	2,388,642
36. Implementation of Bikeways and Pedestrian Facilities Continue funding and resolution authority for five positions consisting of one Civil Engineer, one Civil Engineering Associate III, and three Civil Engineering Associate IIs to design bikeways and pedestrian facilities, in partnership with the Department of Transportation, as part of the Transportation Grant Fund Annual Work Program. Continue one-time funding in the Overtime General (\$40,000), Printing and Binding (\$1,000), Uniforms (\$750), and Office and Administrative (\$11,500) accounts. Funding is provided by the Proposition C Anti-Gridlock Transit Improvement Fund. Related costs consist of employee benefits. <i>SG: \$606,390 SOT: \$40,000 EX: \$13,250</i> <i>Related Costs: \$295,438</i>	659,640	-	955,078

Street Improvement Engineering

Program Changes	Direct Cost	Positions	Total Cost
Changes in Salaries, Expense, Equipment, and Special			
Continuation of Services			
37. Metro Annual Work Program Continue funding and resolution authority for nine positions consisting of two Civil Engineering Associate IVs, one Senior Civil Engineer, two Civil Engineering Associate IIIs, one Landscape Architect I, one Landscape Architectural Associate IV, one Landscape Architectural Associate III, and one Landscape Architect II to support the Los Angeles Metropolitan Transportation Authority (Metro)/ Exposition Line Construction Authority Annual Work Program. Two Civil Engineers are not continued. Continue one-time funding in the Overtime General (\$56,598), Printing and Binding (\$3,000), Uniforms (\$600), Office and Administrative (\$36,700), and Operating Supplies (\$7,700) accounts. Funding is provided by the Proposition C Anti-Gridlock Transit Improvement Fund and will be fully reimbursed by Metro. Related costs consist of employee benefits. <i>SG: \$1,213,210 SOT: \$56,598 EX: \$48,000</i> <i>Related Costs: \$574,130</i>	1,317,808	-	1,891,938
38. Roadway Infrastructure Survey Continue funding and resolution authority for one Civil Engineering Associate IV to provide oversight of the roadway infrastructure contract for the Pavement Preservation Program. Continue one-time funding in the Overtime General (\$8,000), Printing and Binding (\$200), Contractual Services (\$350,000), Uniforms (\$150), and Office and Administrative (\$2,300) accounts. Funding is provided by the Special Gas Tax Improvement Fund. Related costs consist of employee benefits. <i>SG: \$142,113 SOT: \$8,000 EX: \$352,650</i> <i>Related Costs: \$66,336</i>	502,763	-	569,099
39. State Route 710 Mobility Improvement Projects Continue resolution authority for two Civil Engineers to perform landscape development and community outreach services for SR-710 Mobility Improvement Projects. Funding for these positions will be provided through interim appropriations from project-related grants by the Los Angeles Metropolitan Transportation Authority.	-	-	-

Street Improvement Engineering

Program Changes	Direct Cost	Positions	Total Cost
Changes in Salaries, Expense, Equipment, and Special			
Continuation of Services			
40. LAWA Landside Access Modernization Program Continue funding and resolution authority for two positions consisting of one Landscape Architect I and one Landscape Architect II to support the Los Angeles World Airports (LAWA) Landside Access Modernization Program. These positions will assist in identifying specific public right-of-way issues by facilitating review and providing guidance and feedback and will provide plan review for the issuance of B-Permits for LAWA projects. Continue one-time funding in the Printing and Binding (\$200), Uniforms (\$150), and Office and Administrative (\$2,300) accounts. These positions are fully reimbursed by LAWA. Related costs consist of employee benefits. <i>SG: \$256,679 EX: \$2,650</i> <i>Related Costs: \$123,089</i>	259,329	-	382,418
Increased Services			
41. Metro Annual Work Program - 2028 Olympics Add nine-months funding and resolution authority for four positions consisting of one Landscape Architect I and three Landscape Architectural Associate Is, subject to pay grade determination by the Office of the City Administrative Officer, Employee Relations Division, to support the Los Angeles Metropolitan Transportation Authority (Metro) projects in preparation for the 2028 Olympics. Add one-time funding to the Overtime General (\$36,000), Printing and Binding (\$800), Transportation (\$24,000), and Office and Administrative (\$10,800) accounts. Funding is provided by the Proposition C Anti-Gridlock Transit Improvement Fund and will be fully reimbursed by Metro. Related costs consist of employee benefits. <i>SG: \$294,449 SOT: \$36,000 EX: \$35,600</i> <i>Related Costs: \$170,019</i>	366,049	-	536,068
42. Asset Management and Advanced Planning Support Add one-time funding in the Contractual Services Account to support the modernization of the Bureau's planning and delivery functions. <i>EX: \$2,050,000</i>	2,050,000	-	2,050,000
TOTAL Street Improvement Engineering	3,534,412	(2)	
2023-24 Program Budget	15,208,015	31	
Changes in Salaries, Expense, Equipment, and Special	3,534,412	(2)	
2024-25 PROGRAM BUDGET	18,742,427	29	

General Administration and Support

This program involves the control and management of the internal affairs and activities necessary to maintain streets and related improvements. It includes Department administration, research and planning, application of time standards, training, and clerical and administrative support.

Program Changes	Direct Cost	Positions	Total Cost
Changes in Salaries, Expense, Equipment, and Special			
Apportionment of Changes Applicable to Various Programs Related costs consist of employee benefits. <i>SG: (\$1,149,492) SOT: (\$70,000) EX: (\$263,003)</i> <i>Related Costs: (\$663,008)</i>	(1,482,495)	(11)	(2,145,503)
Continuation of Services			
43. Street Maintenance Technology Administrator Continue funding and resolution authority for one Management Analyst to provide training coordination. Continue one-time funding in Overtime General (\$8,000), Printing and Binding (\$200), and Office and Administrative (\$900) accounts. Related costs consist of employee benefits. <i>SG: \$94,122 SOT: \$8,000 EX: \$1,100</i> <i>Related Costs: \$49,640</i>	103,222	-	152,862
44. Risk and Liability Mitigation Program Continue funding and resolution authority for eight positions consisting of one Street Services General Superintendent II, one Street Services Supervisor II, two Maintenance Laborers, two Heavy Duty Truck Operators, and two Cement Finishers to perform street, bicycle lane, and sidewalk repairs that mitigate known dangerous conditions and reduce the City's exposure to liability. Three positions consisting of one Maintenance Laborer, one Cement Finisher Worker, and one Street Services Supervisor II are not continued. Continue one-time funding in the Overtime General (\$80,000), Printing and Binding (\$2,000), Construction Expense (\$50,000), Contractual Services (\$167,664), Uniforms (\$18,000), Office and Administrative (\$3,000), and Operating Supplies (\$10,000) accounts. Funding is provided by the Measure M Local Return Fund. Related costs consist of employee benefits. <i>SG: \$722,118 SOT: \$80,000 EX: \$250,664</i> <i>Related Costs: \$386,384</i>	1,052,782	-	1,439,166
TOTAL General Administration and Support	(326,491)	(11)	
2023-24 Program Budget	10,056,517	82	
Changes in Salaries, Expense, Equipment, and Special	(326,491)	(11)	
2024-25 PROGRAM BUDGET	9,730,026	71	

**BUREAU OF STREET SERVICES
DETAIL OF CONTRACTUAL SERVICES ACCOUNT**

2022-23 Actual Expenditures	2023-24 Adopted Budget	2023-24 Estimated Expenditures	Program/Code/Description	2024-25 Contract Amount
Investigation and Enforcement - BI8602				
\$ 80,378	\$ 50,000	\$ 40,000	1. Sidewalk Vending outreach and education.....	\$ -
7,700	46,800	10,000	2. Miscellaneous and support services.....	-
\$ 88,078	\$ 96,800	\$ 50,000	Investigation and Enforcement Total	\$ -
Street Sweeping - BI8603				
\$ 21,290	\$ 114,400	\$ 114,000	3. Lease, maintenance, and repair of equipment and vehicles.....	\$ 114,400
-	835,000	-	4. Contract trucks to supplement City truck capacity.....	835,000
1,345,133	401,131	600,000	5. Hazardous waste management services.....	401,131
-	10,000	10,000	6. Global positioning system technology installation.....	10,000
595,223	-	-	7. Miscellaneous street maintenance support.....	-
\$ 1,961,646	\$ 1,360,531	\$ 724,000	Street Sweeping Total	\$ 1,360,531
Street Tree and Parkway Maintenance - BI8604				
\$ 39,543	\$ 12,899	\$ 13,000	8. Field toilets rental.....	\$ 12,899
51,784	767,800	767,000	9. Equipment and vehicle lease, maintenance, and repair.....	767,800
-	271,600	272,000	10. Equipment and vehicle lease, maintenance, and repair - new trees.....	271,600
906,877	1,010,000	1,010,000	11. Equipment and vehicle lease, maintenance, and repair - tree care.....	746,400
459,515	85,500	86,000	12. Citywide sidewalk repair rental equipment.....	85,500
2,311,325	-	3,000,000	13. Median island landscape maintenance.....	-
778,886	-	-	14. Urban forest street tree inventory.....	-
290,878	300,000	300,000	15. Venice Canals and Grand Canal maintenance.....	300,000
162,975	100,000	100,000	16. Miscellaneous and support services.....	100,000
\$ 5,001,783	\$ 2,547,799	\$ 5,548,000	Street Tree and Parkway Maintenance Total	\$ 2,284,199
Maintaining Streets - CA8605				
\$ 253,440	\$ 160,000	\$ 250,000	17. Graffiti removal.....	\$ 160,000
286,442	301,126	300,000	18. Equipment and vehicles lease, maintenance, and repair.....	301,126
19,972	25,000	25,000	19. Field toilets rental.....	25,000
10,109	10,000	10,000	20. Property title and Department of Motor Vehicles search.....	10,000
3,867,024	-	-	21. Cool Pavement.....	-
\$ 4,436,987	\$ 496,126	\$ 585,000	Maintaining Streets Total	\$ 496,126
Pavement Preservation - CA8606				
\$ -	\$ 10,000	\$ 10,000	22. Emissions testing and reporting.....	\$ 10,000
186,361	200,000	200,000	23. Freeway off-ramp closure.....	200,000
-	200,000	200,000	24. Slurry seal.....	200,000
56,448	30,000	60,000	25. Rental of field toilets.....	30,000
261,722	1,235,866	1,236,000	26. Lease, maintenance, and repair of equipment and vehicles.....	4,509,172
14,839,540	12,869,717	11,805,000	27. Contract trucks to supplement City truck capacity.....	90,828
198,980	428,595	428,000	28. Asphalt recycling.....	428,595
351,617	228,185	228,000	29. Miscellaneous and support services.....	228,185
-	377,070	377,000	30. 24-hour emergency response hazardous waste management services.....	377,070
110,116	300,000	300,000	31. Heavy equipment towing.....	300,000
112,874	-	-	32. Rental of Powerscreen Unit for Asphalt Plant.....	-
-	-	3,000,000	33. Lease, maintenance, and repair of equipment and vehicles - Pavement Preservation Program Trucking.....	-
\$ 16,117,658	\$ 15,879,433	\$ 17,844,000	Pavement Preservation Total	\$ 6,373,850
Street Improvement Construction - CA8607				
\$ -	\$ 45,386	\$ 45,000	34. 24-hour emergency response hazardous waste management services.....	\$ 45,386
68,889	30,000	50,000	35. Equipment and vehicle lease, maintenance, and repair - Vision Zero.....	38,800
760,593	797,832	570,000	36. Equipment and vehicle lease, maintenance, and repair - Sidewalk Repair Program.....	797,832
234,853	-	-	37. Equipment and vehicle lease, maintenance, and repair - Complete Streets.....	-
338,059	188,680	200,000	38. Equipment and vehicle lease, maintenance, and repair - Sidewalk Repair Program access ramps.....	188,680
639,272	100,934	101,000	39. Equipment and vehicle lease, maintenance, and repair - street and transit.....	100,934
141,044	62,400	65,000	40. Equipment and vehicle lease, maintenance, and repair - bus pad.....	62,400
1,497,245	-	-	41. Equipment and vehicle lease, maintenance, and repair - other.....	-
-	360,000	360,000	42. Design support for sidewalk access ramps.....	360,000
-	14,486	-	43. Contract trucks to supplement City truck capacity.....	14,486
91,825	15,000	90,000	44. Field toilets rental.....	15,000
468,597	-	-	45. Access ramp design services.....	-
\$ 4,240,377	\$ 1,614,718	\$ 1,481,000	Street Improvement Construction Total	\$ 1,623,518
Street Improvement Engineering - CA8608				
\$ -	\$ 39,135	\$ -	46. Office equipment lease.....	\$ 39,135
1,202,557	700,000	700,000	47. Asset management and advanced planning.....	2,750,000
682,053	-	28,212,000	48. Urban Transit Amenities (formerly Miscellaneous and support services).....	750,000
49,200	350,000	350,000	49. Roadway infrastructure survey.....	350,000
-	125,000	125,000	50. Pavement management.....	125,000
2,360,607	-	1,200,000	51. Public Toilets.....	-
1,255,747	-	-	52. Project related miscellaneous and support services.....	-
\$ 5,550,164	\$ 1,214,135	\$ 30,587,000	Street Improvement Engineering Total	\$ 4,014,135

General Administration and Support - CA8650

\$	133,645	\$	72,760	\$	73,000	53. Equipment and vehicle lease, maintenance, and repair.....	\$	72,760
	-		20,000		20,000	54. Language access services.....		20,000
	115,395		167,664		120,000	55. Equipment and vehicle lease, maintenance, and repair - Risk and Liability Program.....		167,664
	-		1,000		1,000	56. Property title and Department of Motor Vehicles search.....		1,000
	4,389		-		-	57. Miscellaneous and support services.....		-
	547,700		-		600,000	58. Transportation Foundation of Los Angeles (Internship Program).....		-
<u>\$</u>	<u>801,129</u>	<u>\$</u>	<u>261,424</u>	<u>\$</u>	<u>814,000</u>	General Administration and Support Total	<u>\$</u>	<u>261,424</u>
<u>\$</u>	<u>38,197,822</u>	<u>\$</u>	<u>23,470,966</u>	<u>\$</u>	<u>57,633,000</u>	TOTAL CONTRACTUAL SERVICES ACCOUNT	<u>\$</u>	<u>16,413,783</u>

Bureau of Street Services

Position Counts			Code	Title	2024-25 Salary Range and Annual Salary	
2023-24	Change	2024-25				
<u>GENERAL</u>						
<u>Regular Positions</u>						
4	-	4	0883	Service Coordinator	4799(2)	(100,203 - 150,544)
1	-	1	1116	Secretary	2664(2)	(55,624 - 83,603)
1	-	1	1117-3	Executive Administrative Assistant III	3437(2)	(71,764 - 107,803)
1	-	1	1170	Payroll Supervisor	3634(2)	(75,877 - 114,004)
3	-	3	1201	Principal Clerk	2969(2)	(61,992 - 93,145)
12	(2)	10	1223	Accounting Clerk	2587(2)	(54,016 - 81,139)
18	(2)	16	1358	Administrative Clerk	1989(2)	(41,530 - 62,431)
23	(2)	21	1368	Senior Administrative Clerk	2451(2)	(51,176 - 76,880)
3	-	3	1461-2	Communications Information Representative II	2451(2)	(51,176 - 76,880)
1	-	1	1461-3	Communications Information Representative III	2638(2)	(55,081 - 82,747)
1	-	1	1523-1	Senior Accountant I	3426(2)	(71,534 - 107,490)
1	-	1	1530-2	Risk Manager II	5410(2)	(112,960 - 169,712)
2	(1)	1	1555-1	Fiscal Systems Specialist I	4714(2)	(98,428 - 147,872)
2	-	2	1555-2	Fiscal Systems Specialist II	5508(2)	(115,007 - 172,719)
7	-	7	1596	Systems Analyst	3762(2)	(78,550 - 117,992)
2	-	2	1597-1	Senior Systems Analyst I	4451(2)	(92,936 - 139,624)
1	-	1	1597-2	Senior Systems Analyst II	5508(2)	(115,007 - 172,719)
1	(1)	-	1702-1	Emergency Management Coordinator I	4440(2)	(92,707 - 139,290)
1	-	1	1727	Safety Engineer	4671(2)	(97,530 - 146,494)
3	(1)	2	1832-1	Warehouse and Toolroom Worker I	2099(2)	(43,827 - 65,813)
1	(1)	-	2481-1	Supervising Transportation Planner I	4940(2)	(103,147 - 154,929)
1	-	1	2496	Community Affairs Advocate	5410(2)	(112,960 - 169,712)
48	(2)	46	3112	Maintenance Laborer	1979(2)	(41,321 - 62,076)
63	9	72	3114	Tree Surgeon	2531(2)	(52,847 - 79,364)
36	(22)	14	3115	Maintenance and Construction Helper	2099(2)	(43,827 - 65,813)
25	2	27	3117-1	Tree Surgeon Supervisor I	3594(2)	(75,042 - 112,710)
10	-	10	3117-2	Tree Surgeon Supervisor II	3806(2)	(79,469 - 119,391)
1	-	1	3127-1	Construction and Maintenance Supervisor I		(135,991)
25	(1)	24	3151	Tree Surgeon Assistant	1979(2)	(41,321 - 62,076)
5	-	5	3160-1	Street Tree Superintendent I	4533(2)	(94,649 - 142,192)
1	-	1	3160-2	Street Tree Superintendent II	5573(2)	(116,364 - 174,807)
12	(4)	8	3344	Carpenter		(97,781)
2	-	2	3345	Senior Carpenter		(109,682)
9	(2)	7	3351	Cement Finisher Worker	2463(2)	(51,427 - 77,256)

Bureau of Street Services

Position Counts					
2023-24	Change	2024-25	Code	Title	2024-25 Salary Range and Annual Salary
GENERAL					
Regular Positions					
35	-	35	3353	Cement Finisher	(89,784)
4	-	4	3443	Plumber	(107,030)
2	-	2	3451	Masonry Worker	(101,831)
3	-	3	3523	Light Equipment Operator	2393(2) (49,965 - 75,063)
97	(23)	74	3525	Equipment Operator	(107,114)
1	-	1	3527	Equipment Supervisor	3610(7) (75,376 - 113,211)
2	(1)	1	3558	Power Shovel Operator	(108,137)
36	(11)	25	3583	Truck Operator	2346(6) (48,984 - 73,602)
100	(1)	99	3584	Heavy Duty Truck Operator	2476(6) (51,698 - 77,673)
81	-	81	3585	Motor Sweeper Operator	2916(2) (60,886 - 91,454)
1	-	1	3734-2	Equipment Specialist II	3816(2) (79,678 - 119,684)
3	-	3	3771	Mechanical Helper	2209(2) (46,123 - 69,300)
2	-	2	3773	Mechanical Repairer	(98,031)
2	-	2	3796	Welder	(97,029)
1	-	1	3799	Electrical Craft Helper	(72,182)
3	(1)	2	3863	Electrician	(105,819)
1	-	1	3913	Irrigation Specialist	2535(2) (52,930 - 79,511)
2	(1)	1	4143-1	Asphalt Plant Operator I	2356(2) (49,193 - 73,894)
6	(2)	4	4143-2	Asphalt Plant Operator II	2676(2) (55,874 - 83,958)
2	(1)	1	4145	Asphalt Plant Supervisor	3806(2) (79,469 - 119,391)
59	(21)	38	4150-1	Street Services Worker I	2209(2) (46,123 - 69,300)
13	(7)	6	4150-2	Street Services Worker II	2346(2) (48,984 - 73,602)
3	(2)	1	4150-3	Street Services Worker III	2476(2) (51,698 - 77,673)
58	(15)	43	4152-1	Street Services Supervisor I	3594(7) (75,042 - 112,710)
23	(2)	21	4152-2	Street Services Supervisor II	3806(7) (79,469 - 119,391)
4	-	4	4156	Assistant Director Bureau of Street Services	7445(2) (155,451 - 233,501)
13	-	13	4158-1	Street Services Superintendent I	4533(2) (94,649 - 142,192)
7	-	7	4158-2	Street Services Superintendent II	5002(2) (104,441 - 156,871)
1	-	1	4159	Director Bureau of Street Services	(294,115)
3	(1)	2	4160-1	Street Services General Superintendent I	5573(2) (116,364 - 174,807)
2	-	2	4160-2	Street Services General Superintendent II	6502(2) (135,761 - 203,955)
32	(11)	21	4283	Street Services Investigator	3676(2) (76,754 - 115,299)
5	(1)	4	4285-2	Senior Street Services Investigator II	4086(2) (85,315 - 128,182)
1	-	1	4286-1	Chief Street Services Investigator I	4928(2) (102,896 - 154,532)
1	-	1	4286-2	Chief Street Services Investigator II	5848(2) (122,106 - 183,430)

Bureau of Street Services

Position Counts						
2023-24	Change	2024-25	Code	Title	2024-25 Salary Range and Annual Salary	
<u>GENERAL</u>						
<u>Regular Positions</u>						
14	(1)	13	7228	Field Engineering Aide	3347(6)	(69,885 - 105,005)
2	-	2	7237	Civil Engineer	4734(2)	(98,845 - 148,498)
4	-	4	7246-2	Civil Engineering Associate II	3916(6)	(81,766 - 122,774)
3	-	3	7246-3	Civil Engineering Associate III	4356(2)	(90,953 - 136,638)
1	-	1	7310-2	Environmental Specialist II	3916(2)	(81,766 - 122,774)
1	-	1	7929-1	Landscape Architect I	4734(2)	(98,845 - 148,498)
2	-	2	7933-3	Landscape Architectural Associate III	4356(2)	(90,953 - 136,638)
1	-	1	9168	Contract Administrator	5687(2)	(118,744 - 178,377)
6	-	6	9171-1	Senior Management Analyst I	4629(2)	(96,653 - 145,199)
3	-	3	9171-2	Senior Management Analyst II	5732(2)	(119,684 - 179,776)
1	-	1	9182	Chief Management Analyst	6502(2)	(135,761 - 203,955)
17	(3)	14	9184	Management Analyst	3762(2)	(78,550 - 117,992)
1	-	1	9485	Senior Civil Engineer	5567(2)	(116,238 - 174,619)
2	-	2	9489	Principal Civil Engineer	6502(2)	(135,761 - 203,955)
994	(135)	859				

AS NEEDED

To be Employed As Needed in Such Numbers as Required

1116	Secretary	2664(2)	(55,624 - 83,603)
1141	Clerk	1911(2)	(39,901 - 59,967)
1223	Accounting Clerk	2587(2)	(54,016 - 81,139)
1358	Administrative Clerk	1989(2)	(41,530 - 62,431)
1368	Senior Administrative Clerk	2451(2)	(51,176 - 76,880)
1501	Student Worker	\$17/hr	
1502	Student Professional Worker	1471(7)	(30,714 - 46,165)
1508	Management Aide	2678(2)	(55,916 - 84,021)
1535-1	Administrative Intern I	1701(9)	(35,516 - 53,348)
1535-2	Administrative Intern II	1854(9)	(38,711 - 58,150)
1537	Project Coordinator	3523(2)	(73,560 - 110,496)
1538	Senior Project Coordinator	4187(2)	(87,424 - 131,293)
1539	Management Assistant	2678(2)	(55,916 - 84,021)
1596	Systems Analyst	3762(2)	(78,550 - 117,992)
1599	Systems Aide	2678(2)	(55,916 - 84,021)
3112	Maintenance Laborer	1979(2)	(41,321 - 62,076)
3113-1	Vocational Worker I	1207(7)	(25,202 - 37,855)

Bureau of Street Services

Position Counts			Code	Title	2024-25 Salary Range and Annual Salary	
2023-24	Change	2024-25				
<u>AS NEEDED</u>						
<u>To be Employed As Needed in Such Numbers as Required</u>						
			3114	Tree Surgeon	2531(2)	(52,847 - 79,364)
			3115	Maintenance and Construction Helper	2099(2)	(43,827 - 65,813)
			3141	Gardener Caretaker	2099(2)	(43,827 - 65,813)
			3143	Senior Gardener	2346(2)	(48,984 - 73,602)
			3151	Tree Surgeon Assistant	1979(2)	(41,321 - 62,076)
			3344	Carpenter		(97,781)
			3345	Senior Carpenter		(109,682)
			3351	Cement Finisher Worker	2463(2)	(51,427 - 77,256)
			3353	Cement Finisher		(89,784)
			3443	Plumber		(107,030)
			3451	Masonry Worker		(101,831)
			3523	Light Equipment Operator	2393(2)	(49,965 - 75,063)
			3525	Equipment Operator		(107,114)
			3583	Truck Operator	2346(6)	(48,984 - 73,602)
			3584	Heavy Duty Truck Operator	2476(6)	(51,698 - 77,673)
			3585	Motor Sweeper Operator	2916(2)	(60,886 - 91,454)
			3771	Mechanical Helper	2209(2)	(46,123 - 69,300)
			3773	Mechanical Repairer		(98,031)
			3796	Welder		(97,029)
			3799	Electrical Craft Helper		(72,182)
			3863	Electrician		(105,819)
			4150-1	Street Services Worker I	2209(2)	(46,123 - 69,300)
			4150-2	Street Services Worker II	2346(2)	(48,984 - 73,602)
			4152-1	Street Services Supervisor I	3594(7)	(75,042 - 112,710)
			4152-2	Street Services Supervisor II	3806(7)	(79,469 - 119,391)
			4158-1	Street Services Superintendent I	4533(2)	(94,649 - 142,192)

HIRING HALL

Hiring Hall to be Employed As Needed in Such Numbers as Required

0858	Carpenter - Hiring Hall	\$51.36/hr
0860-1	Cement Finisher I - Hiring Hall	\$15.39/hr
0860-2	Cement Finisher II - Hiring Hall	\$46.94/hr
0862	Electrical Craft Helper - Hiring Hall	\$41.59/hr
0863	Electrical Mechanic - Hiring Hall	\$55.45/hr
0864	Electrical Repairer - Hiring Hall	\$55.45/hr

Bureau of Street Services

Position Counts					
2023-24	Change	2024-25	Code	Title	2024-25 Salary Range and Annual Salary
<u>HIRING HALL</u>					
<u>Hiring Hall to be Employed As Needed in Such Numbers as Required</u>					
			0865	Electrician - Hiring Hall	\$55.45/hr
			0869	Masonry Worker - Hiring Hall	\$42.69/hr
			0872-1	Pipefitter I - Hiring Hall	\$22.13/hr
			0872-2	Pipefitter II - Hiring Hall	\$30.83/hr
			0872-3	Pipefitter III - Hiring Hall	\$51.80/hr
			0874	Plumber I - Hiring Hall	\$26.11/hr
			0874-2	Plumber II - Hiring Hall	\$51.80/hr
			0890	Iron Worker - Hiring Hall	\$48.96/hr
			0899	Laborer - Hiring Hall	\$42.26/hr
Total					
		859			

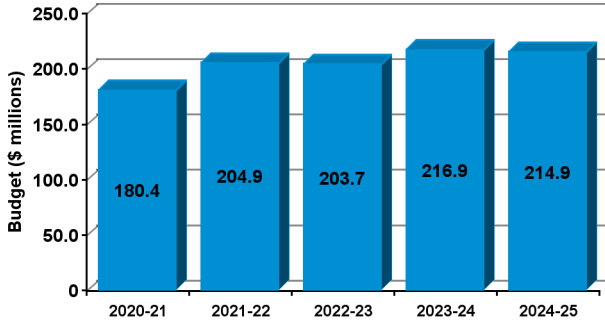
THIS PAGE INTENTIONALLY LEFT BLANK

TRANSPORTATION

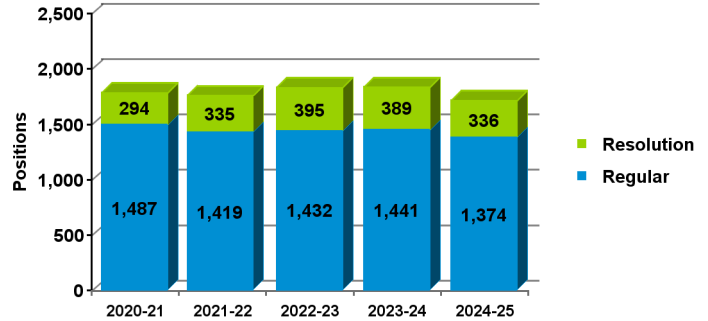
2024-25 Proposed Budget

FIVE-YEAR HISTORY OF BUDGET AND POSITION AUTHORITIES

FIVE-YEAR BUDGET HISTORY



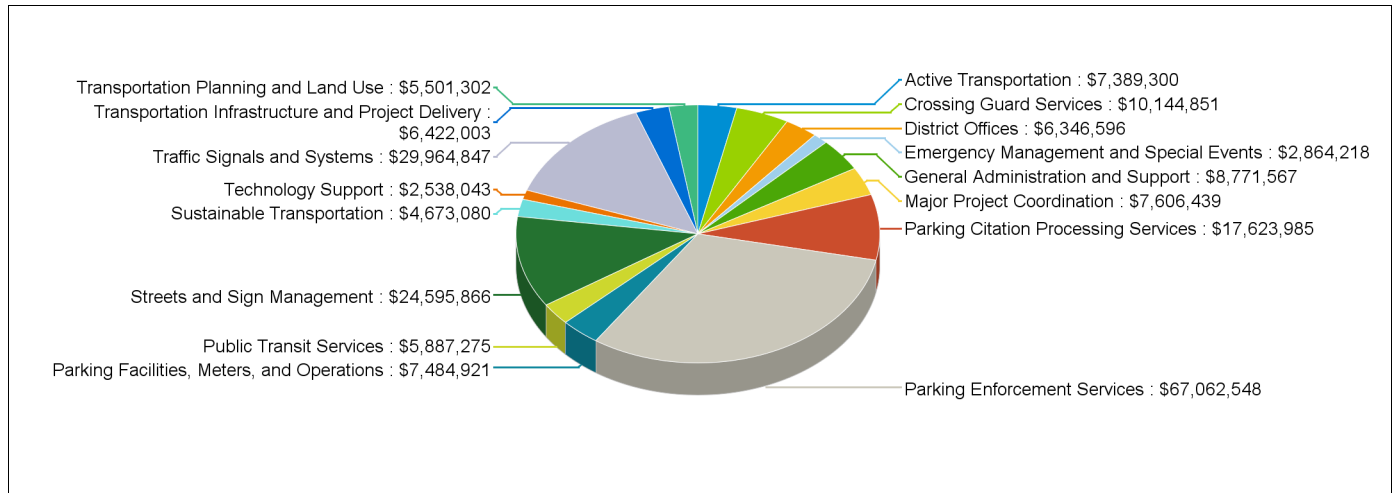
FIVE-YEAR POSITION AUTHORITY HISTORY



SUMMARY OF 2024-25 PROPOSED BUDGET CHANGES

	Total Budget			General Fund			Special Fund				
		Regular	Resolution		Regular	Resolution		Regular	Resolution		
2023-24 Adopted	\$216,895,487	1,441	389	\$136,241,965	62.8%	1,009	127	\$80,653,522	37.2%	432	262
2024-25 Proposed	\$214,876,841	1,374	336	\$128,386,249	59.7%	932	75	\$86,490,592	40.3%	442	261
Change from Prior Year	(\$2,018,646)	(67)	(53)	(\$7,855,716)		(77)	(52)	\$5,837,070		10	(1)

2024-25 FUNDING DISTRIBUTION BY PROGRAM



MAIN BUDGET ITEMS

	Funding	Positions
* Transportation-Related Planning for Olympics 2028	\$325,458	-
* Metro Bus-Only Lane Expedited Support	\$454,713	-
* Speed Hump Program	\$714,822	-
* Speed Hump and Speed Table Program for Schools	\$303,161	-
* Traffic Signals Support	\$7,679,770	-
* Bus Speed Improvement Projects / Metro Support	\$373,489	-
* First-Last Mile Projects Support	\$245,955	-

Recapitulation of Changes

	Adopted Budget 2023-24	Total Budget Changes	Total Budget 2024-25
EXPENDITURES AND APPROPRIATIONS			
Salaries			
Salaries General	164,927,711	(2,138,706)	162,789,005
Salaries, As-Needed	11,540,290	(580,225)	10,960,065
Overtime General	17,450,954	(2,731,966)	14,718,988
Hiring Hall Salaries	200,000	-	200,000
Benefits Hiring Hall	200,000	-	200,000
Total Salaries	194,318,955	(5,450,897)	188,868,058
Expense			
Printing and Binding	208,685	(125,000)	83,685
Construction Expense	4,560	(2,560)	2,000
Contractual Services	17,431,025	3,615,920	21,046,945
Field Equipment Expense	96,725	-	96,725
Transportation	140,280	(40,000)	100,280
Utilities Expense Private Company	95,000	-	95,000
Paint and Sign Maintenance and Repairs	3,179,077	-	3,179,077
Signal Supplies and Repairs	521,800	-	521,800
Uniforms	146,095	(90,000)	56,095
Office and Administrative	661,525	(183,274)	478,251
Operating Supplies	91,760	257,165	348,925
Total Expense	22,576,532	3,432,251	26,008,783
Total Transportation	216,895,487	(2,018,646)	214,876,841

Recapitulation of Changes

	Adopted Budget 2023-24	Total Budget Changes	Total Budget 2024-25
SOURCES OF FUNDS			
General Fund	136,241,965	(7,855,716)	128,386,249
Traffic Safety Fund (Sch. 4)	1,000,000	1,160,265	2,160,265
Special Gas Tax Improvement Fund (Sch. 5)	4,363,736	(325,578)	4,038,158
Mobile Source Air Pollution Reduction Fund (Sch. 10)	2,294,327	(269,322)	2,025,005
Special Parking Revenue Fund (Sch. 11)	394,600	45,916	440,516
Sewer Operations & Maintenance Fund (Sch. 14)	225,500	-	225,500
Sewer Capital Fund (Sch. 14)	349,298	2,729	352,027
Proposition A Local Transit Assistance Fund (Sch. 26)	6,610,612	(233,759)	6,376,853
Proposition C Anti-Gridlock Transit Fund (Sch. 27)	42,689,326	1,951,959	44,641,285
Coastal Transportation Corridor Trust Fund (Sch. 29)	611,240	36,039	647,279
DOT Expedited Fee Trust Fund (Sch. 29)	409,517	8,334	417,851
Permit Parking Program Revenue Fund (Sch. 29)	3,495,294	146,280	3,641,574
Transportation Regulation & Enforcement Fund (Sch. 29)	269,025	-	269,025
Ventura/Cahuenga Corridor Plan Fund (Sch. 29)	156,118	4,757	160,875
Warner Center Transportation Trust Fund (Sch. 29)	344,097	1,674	345,771
West LA Transportation Improvement & Mitigation (Sch. 29)	342,896	9,572	352,468
Planning Case Processing Fund (Sch. 35)	10,000	-	10,000
Street Damage Restoration Fee Fund (Sch. 47)	466,359	91,449	557,808
Measure R Local Return Fund (Sch. 49)	6,104,006	246,541	6,350,547
Sidewalk Repair Fund (Sch. 51)	193,700	2,760	196,460
Measure M Local Return Fund (Sch. 52)	9,980,898	2,878,016	12,858,914
Road Maintenance and Rehabilitation Program Special (Sch. 5)	-	52,911	52,911
Planning Long-Range Planning Fund (Sch. 56)	342,973	26,527	369,500
Total Funds	216,895,487	(2,018,646)	214,876,841
Percentage Change			(0.93)%
Positions	1,441	(67)	1,374

Changes Applicable to Various Programs

The following changes involve two or more budgetary programs. These changes are explained below and apportioned as single entries in the affected programs. Single-program changes are shown only in the programs involved.

Program Changes	Direct Cost	Positions	Total Cost
Changes in Salaries, Expense, Equipment, and Special Obligatory Changes			
1. 2023-24 Employee Compensation Adjustment Related costs consist of employee benefits. <i>SG: \$5,796,009</i> <i>Related Costs: \$2,020,486</i>	5,796,009	-	7,816,495
2. 2024-25 Employee Compensation Adjustment Related costs consist of employee benefits. <i>SG: \$3,677,222</i> <i>Related Costs: \$1,281,876</i>	3,677,222	-	4,959,098
3. Change in Number of Working Days Increase funding to reflect one additional working day. There will be 261 working days in 2024-25. Related costs consist of employee benefits. <i>SG: \$495,419</i> <i>Related Costs: \$172,449</i>	495,419	-	667,868
4. Full Funding for Partially Financed Positions Related costs consist of employee benefits. <i>SG: \$900,000</i> <i>Related Costs: \$313,290</i>	900,000	-	1,213,290
5. Salary Step and Turnover Effect Related costs consist of employee benefits. <i>SG: \$73,853</i> <i>Related Costs: \$25,713</i>	73,853	-	99,566
Deletion of One-Time Services			
6. Deletion of One-Time Expense Funding Delete one-time Salaries, As-Needed, Overtime General, and expense funding. <i>SAN: (\$2,048,000) SHH: (\$200,000) SHHFB: (\$200,000) SOT: (\$200,000) EX: (\$810,000)</i>	(3,458,000)	-	(3,458,000)
7. Deletion of Funding for Resolution Authorities Delete funding for 389 resolution authority positions. Resolution authorities are reviewed annually and continued only if sufficient funding is available to maintain the current service level. Related costs consist of employee benefits.	(35,211,228)	-	(53,085,859)

29 positions are continued as regular positions:
 Vehicles for Hire Section Support (One position)
 Development Review Support (Two positions)
 Mobility Investment Program (One position)
 Parking Revenue Support (One position)
 Traffic and Street Maintenance Support (14 positions)

Program Changes	Direct Cost	Positions	Total Cost
Changes in Salaries, Expense, Equipment, and Special			
Deletion of One-Time Services			
Temporary Sign Resources (Two positions)			
Temporary Parking Restrictions Support (Two positions)			
Traffic Marking and Signs Field Operations Support (Two positions)			
West Valley District Office (One position)			
Litigation Support for the City Attorney (One position)			
Traffic Signal Design and Construction (One position)			
Emergency Management Services Support (One position)			
318 positions are continued:			
Metro Annual Work Program (51 positions)			
DWP Project Design and Construction Support (Seven positions)			
Bikeshare and Carshare Programs (Two positions)			
Dockless Scooter Share Program (Five positions)			
Autonomous Vehicle Demonstrations (Two positions)			
Electric Vehicle Infrastructure Resources (Three positions)			
Dockless Mobility Enforcement (Three positions)			
LAWA LAMP and Coastal Review Plan Support (Three positions)			
Transportation Project Delivery Support (23 positions)			
Affordable Housing and Sustainable Communities Grant (Two positions)			
AHSC Grant Implementation (Two positions)			
Capital Grant Project Delivery Support and Management (Six positions)			
Parking and Electric Vehicle Infrastructure (One position)			
Parking Facilities and Meters Support (Eight positions)			
Hollywood Sign Enforcement (13 positions)			
Traffic Officer Supervision and Support (Eight positions)			
Parking Enforcement and Abandoned Vehicles – Valley (Four positions)			
Community Assistance Parking Program (Two positions)			
Vision Zero Street and Safety Improvements (Four positions)			
Film Industry Support (Three positions)			
Failed Streets Reconstruction Program (16 positions)			
Striping and Markout Maintenance Backlog (Six positions)			
Speed Hump Program (Seven positions)			
Speed Hump and Speed Table Program for Schools (Three positions)			
Metro Annual Work Plan - Transit Speed Improvements (Five positions)			
Vision Zero Traffic Signal Construction Program (Nine positions)			
Traffic Signals Support (72 positions)			
Safety-Related Traffic Signal Construction (Five positions)			
Vision Zero Traffic Signal Implementation (Three positions)			
DWP Water Trunk Line Program – Traffic Signals (Six positions)			
Public Right of Way Reservation System (One position)			

Program Changes	Direct Cost	Positions	Total Cost
-----------------	-------------	-----------	------------

Changes in Salaries, Expense, Equipment, and Special

Deletion of One-Time Services

- Traffic Signal Repair and Maintenance Field Operations (One position)
- Transit Services Expansion (One position)
- Vision Zero Implementation and Maintenance Support (Six positions)
- Bus Speed Improvement Projects/Metro Support (Three positions)
- State Route 710 North Mobility Projects (One position)
- DWP Water Trunk Line Program – Construction (One position)
- LA AI Fresco Program (Two positions)
- Street Improvement Project Support (Two positions)
- Safe Routes for Seniors (One position)
- Active Transportation Project Implementation (Six positions)
- High Profile Special Event Support (One position)
- Crossing Guard Services (One position)
- Community Affairs Advocate (One position)
- Contract and Budget Support for Transit (One position)
- External Affairs – Community Engagement (One position)
- Chief Technology Officer (One position)
- Accounting Support for Transportation Grants (Three positions)

23 positions are not continued:

- Film Industry Support (One position)
- Traffic Signal Repair and Maintenance Field Operations (Six positions)
- Transit Services Expansion (Five positions)
- Active Transportation Project Implementation (Four positions)
- External Affairs (One position)
- Traffic Signal Field Operations, Design, and Striping (Six positions)

19 vacant positions are not continued as a result of the elimination of vacant positions:

- Metro Annual Work Program (One position)
- DWP Project Design and Construction Support (One position)
- Hollywood Sign Enforcement (One position)
- Parking Enforcement and Abandoned Vehicles – Valley (Three positions)
- Traffic Signal Design and Construction (One position)
- Traffic Signal Repair and Maintenance Field Operations (One position)
- Transit Services Expansion (One position)
- LA AI Fresco Program (One position)
- Active Transportation Project Implementation (Seven positions)
- Traffic Signal Field Operations, Design, and Striping (Two positions)

SG: (\$35,211,228)

Related Costs: (\$17,874,631)

Program Changes	Direct Cost	Positions	Total Cost
Changes in Salaries, Expense, Equipment, and Special			
Deletion of One-Time Services			
8. Deletion of One-Time Salary Funding Delete one-time Salaries General funding. <i>SG: (\$5,173,469)</i>	(5,173,469)	-	(5,173,469)
Continuation of Services			
9. Metro Annual Work Program Continue funding and resolution authority for 51 positions consisting of two Accountants, one Transportation Planning Associate II, five Traffic Officer IIs, two Senior Traffic Supervisor Is, four Signal Systems Electricians, four Transportation Engineers, 15 Transportation Engineering Associate IIs, 12 Transportation Engineering Associate IIIs, three Transportation Engineering Associate IVs, one Senior Management Analyst II, and two Management Analysts to support the Los Angeles Metropolitan Transportation Authority (Metro) Annual Work Program. One vacant Senior Accountant I is not continued. Funding is provided by the Proposition C Anti-Gridlock Transit Improvement Fund (\$1,532,063) and the Measure M Local Return Fund (\$4,143,273). These positions will be fully reimbursed by Metro. See related items in the Bureaus of Contract Administration, Engineering, Street Lighting, and Street Services, and City Planning. Related costs consist of employee benefits. <i>SG: \$5,675,336</i> <i>Related Costs: \$2,836,095</i>	5,675,336	-	8,511,431
10. DWP Project Design and Construction Support Continue funding and resolution authority for seven positions consisting of one Senior Transportation Engineer, one Transportation Engineer, three Transportation Engineering Associate IIs, one Signal Systems Electrician, and one Accountant to support the construction and design of Department of Water and Power (DWP) infrastructure improvement projects. One vacant Transportation Engineering Associate III is not continued. These positions will be fully reimbursed by DWP. Related costs consist of employee benefits. <i>SG: \$807,752</i> <i>Related Costs: \$399,282</i>	807,752	-	1,207,034

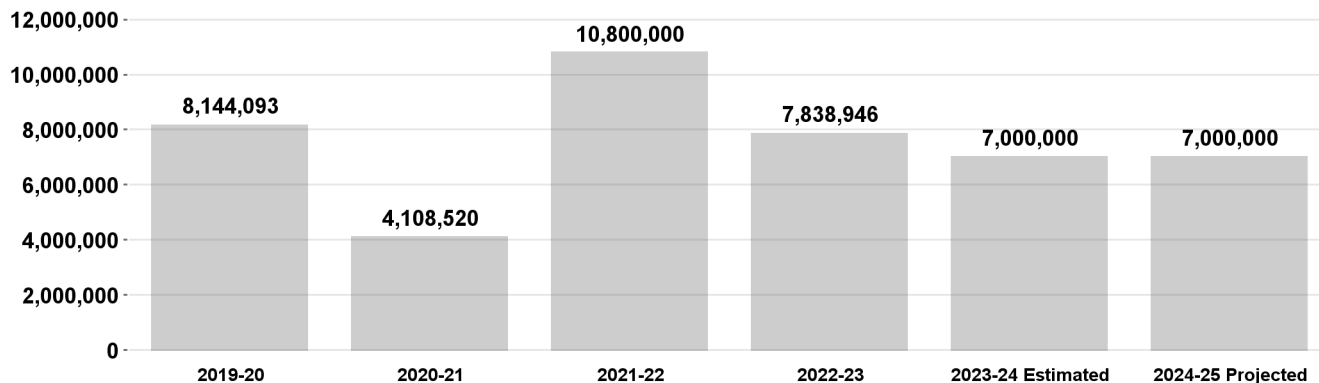
Program Changes	Direct Cost	Positions	Total Cost
Changes in Salaries, Expense, Equipment, and Special			
Increased Services			
11. Mobility Plan - Healthy Streets Add nine-months funding and resolution authority for two positions consisting of one Geographic Information Systems Supervisor I and one Transportation Planning Associate I, subject to pay grade determination by the City Administrative Officer, Employee Relations Division, to support Mobility Plan implementation. Delete funding and regular authority for one Geographic Information Systems Specialist. Funding is provided by the Measure M Local Return Fund. Related costs consist of employee benefits. SG: \$63,688 Related Costs: \$39,052	63,688	(1)	102,740
New Services			
12. Transportation-Related Planning for Olympics 2028 Add nine-months funding and resolution authority for four positions consisting of one Supervising Transportation Planner I, two Transportation Engineering Associate IIs, and one Transportation Planning Associate I, subject to pay grade determination by the City Administrative Officer, Employee Relations Division, to prepare traffic plans, develop a Citywide project list and strategic plan, pursue grant funding, and deliver projects in preparation of the 2028 Olympics. Funding is provided by the Measure M Local Return Fund. Related costs consist of employee benefits. SG: \$325,458 Related Costs: \$180,807	325,458	-	506,265
13. Metro Bus-Only Lane Expedited Support Add nine-months funding and resolution authority for six positions consisting of one Supervising Transportation Planner I, one Civil Engineering Drafting Technician, two Planning Assistants, and two Transportation Engineering Associate IIs, subject to pay grade determination by the City Administrative Officer, Employee Relations Division, to expedite Los Angeles Metropolitan Transportation Authority (Metro) Bus-Only projects in support of Metro's NextGen Bus Plan. Funding is provided by the Measure M Local Return Fund. Related costs consist of employee benefits. SG: \$454,713 Related Costs: \$259,565	454,713	-	714,278

Program Changes	Direct Cost	Positions	Total Cost
Changes in Salaries, Expense, Equipment, and Special			
Efficiencies to Services			
14. One-Time Salary Reduction Reduce funding in the Salaries General Account on a one-time basis to reflect savings generated by positions filled in lieu, anticipated hiring plans, and attrition. Related costs consist of employee benefits. <i>SG: (\$919,736)</i>	(919,736)	-	(919,736)
15. Expense Account Reduction Reduce one-time funding in the Salaries, As-Needed (\$580,225), Overtime General (\$2,531,966), Printing and Binding (\$125,000), Construction Expense (\$2,560), Contractual Services (\$445,000), Transportation (\$40,000), Uniforms (\$90,000), and Office and Administrative (\$183,274), Operating Supplies (\$10,000) accounts to reflect anticipated expenditures, which include savings achieved due to Departmental efficiencies and expenditure reductions. Partial funding was provided by the Special Gas Tax Improvement Fund (\$405,425). <i>SAN: (\$580,225) SOT: (\$2,531,966) EX: (\$895,834)</i>	(4,008,025)	-	(4,008,025)
16. Elimination of Vacant Positions Delete funding and regular authority for 95 positions as a result of the elimination of vacant positions. Resolution authority positions that are not continued as part of the elimination of vacant positions are reflected in the Deletion of Funding for Resolution Authorities item. Partial funding was provided by Proposition A Local Transit Assistance Fund (\$46,026), Mobile Source Air Pollution Reduction Fund (\$427,039), and Proposition C Anti-Gridlock Transit Fund (\$162,876). Related costs consist of employee benefits. <i>SG: (\$7,602,939)</i> <i>Related Costs: (\$4,250,090)</i>	(7,602,939)	(95)	(11,853,029)
TOTAL CHANGES APPLICABLE TO VARIOUS PROGRAMS	(38,103,947)	(96)	

Sustainable Transportation

This program includes sustainable transportation programs which promote fuel efficiency and vehicle emission controls and create options to decrease dependency on fossil fuels, air pollution, and traffic congestion. In the short term, this program includes the following shared use mobility option services: Vehicles for Hire, Bikeshare, Carshare, and autonomous vehicles.

Number of Dockless Scooter Trips per Year



Program Changes	Direct Cost	Positions	Total Cost
-----------------	-------------	-----------	------------

Changes in Salaries, Expense, Equipment, and Special

Apportionment of Changes Applicable to Various Programs	(2,068,128)	(4)	(2,991,247)
Related costs consist of employee benefits.			
SG: (\$1,791,388) EX: (\$276,740)			
Related Costs: (\$923,119)			

Continuation of Services

17. Bikeshare and Carshare Programs	212,630	-	320,394
Continue funding and resolution authority for two positions consisting of one Management Analyst and one Transportation Planning Associate II to support the Bikeshare and Carshare programs. The Management Analyst provides oversight and management of the Electric Vehicle Carshare program. The Transportation Planning Associate II provides oversight and management of the Bikeshare program, which is a regional partnership with the Los Angeles Metropolitan Transportation Authority. Funding is provided by the Mobile Source Air Pollution Reduction Fund. Related costs consist of employee benefits.			
SG: \$212,630			
Related Costs: \$107,764			

Sustainable Transportation

Program Changes	Direct Cost	Positions	Total Cost
Changes in Salaries, Expense, Equipment, and Special			
Continuation of Services			
18. Dockless Scooter Share Program Continue funding and resolution authority for five positions consisting of two Transportation Planning Associate IIs, one Data Analyst I, one Administrative Clerk, and one Planning Assistant to manage the Citywide dockless scooter share program. Funding is provided by the fees paid by participating companies collected through the Permit Parking Program Revenue Fund. Related costs consist of employee benefits. <i>SG: \$450,850</i> <i>Related Costs: \$241,326</i>	450,850	-	692,176
19. Autonomous Vehicle Demonstrations Continue funding and resolution authority for two positions consisting of one Supervising Transportation Planner I and one Management Analyst to support the preparation of the City's automated traffic and surveillance infrastructure for connected and autonomous vehicles. Funding is provided by the Measure M Local Return Fund. Related costs consist of employee <i>SG: \$233,977</i> <i>Related Costs: \$115,191</i>	233,977	-	349,168
20. Electric Vehicle Infrastructure Resources Continue funding and resolution authority for three positions consisting of one Transportation Engineering Associate III, one Transportation Planning Associate I, and one Management Analyst to plan and deliver on-street and off-street electric vehicle infrastructure. Funding is provided by the Measure M Local Return Fund. Related costs consist of employee benefits. <i>SG: \$314,630</i> <i>Related Costs: \$160,145</i>	314,630	-	474,775
21. Dockless Mobility Enforcement Continue funding and resolution authority for three positions consisting of one Senior Transportation Investigator, one Transportation Investigator, and one Supervising Transportation Planner I to serve as the enforcement unit and manage the operations of the Dockless On-Demand Personal Mobility Program. Funding is provided by the fees paid by participating companies collected through the Permit Parking Program Revenue Fund. Related costs consist of employee benefits. <i>SG: \$339,965</i> <i>Related Costs: \$168,959</i>	339,965	-	508,924

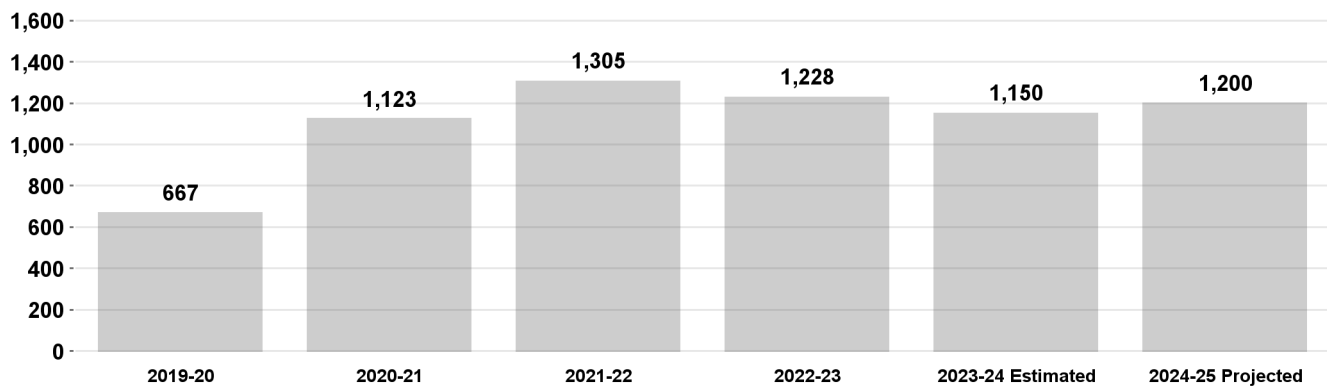
Sustainable Transportation

Program Changes	Direct Cost	Positions	Total Cost
Changes in Salaries, Expense, Equipment, and Special			
Continuation of Services			
22. Taxicab Ambulance Vehicle for Hire Information System Continue funding in the Contractual Services Account for the annual maintenance and support of the Taxicab Ambulance Vehicle for Hire Information System (TAVIS). Funding for TAVIS is supported by an Annual Technology Fee from companies and drivers for current for-hire vehicles and transportation modes. <i>EX: \$210,000</i>	210,000	-	210,000
23. Vehicles for Hire Section Support Continue funding and add regular authority for one Senior Administrative Clerk to support permit processing in the Vehicles for Hire Section. Related costs consist of employee benefits. <i>SG: \$69,269</i> <i>Related Costs: \$40,994</i>	69,269	1	110,263
TOTAL Sustainable Transportation	<u>(236,807)</u>	<u>(3)</u>	
2023-24 Program Budget	4,909,887	27	
Changes in Salaries, Expense, Equipment, and Special	<u>(236,807)</u>	<u>(3)</u>	
2024-25 PROGRAM BUDGET	<u>4,673,080</u>	<u>24</u>	

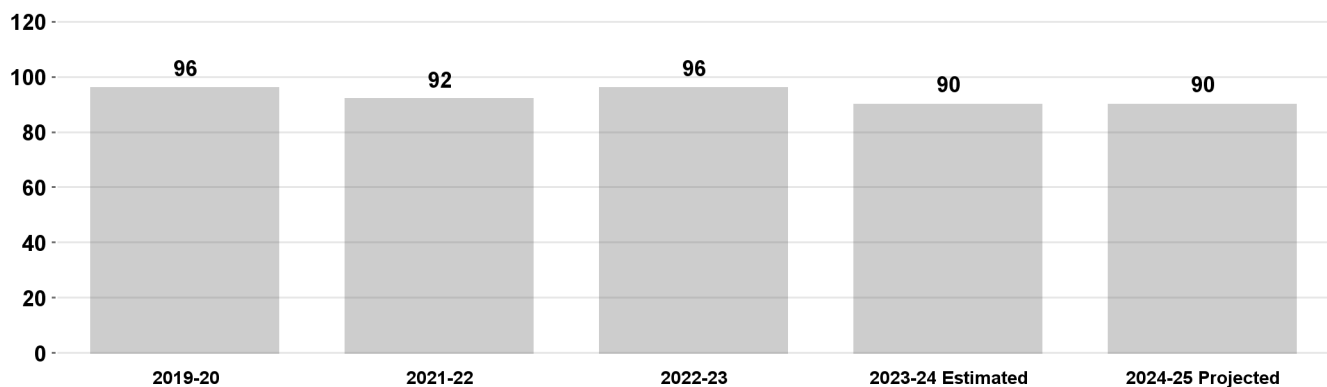
Transportation Planning and Land Use

This program advances the goals and objectives of the Mobility Plan 2035. This program develops short and long-range transportation plans that become part of the City's Community and Specific plans. Community and Specific plans are then used as a blueprint to implement transportation projects and programs that are consistent with City policy. This program tracks and seeks grant funding to advance the identified mobility projects and programs. This program also reviews transportation studies for both City Departments and private developers who seek permit approval from the Department of Transportation relative to the identification of transportation impacts and solutions required for CEQA mitigation and clearance. The following services are provided: 1. Collection and administration of developer trip fees in specific plan areas to implement transportation improvements; 2. Development of short-range and long-range transportation plans to implement transportation projects citywide; 3. Case processing of traffic studies as part of a CEQA clearance purpose to identify project-related transportation impacts and recommend appropriate mitigation solutions for proposed development projects; 4. Issuance of permit sign-offs including, driveway permits, building permits, and condition clearances for proposed developments.

Total Number of Development Permits Received



Percent of Traffic Studies Processed within 90 Business Days



Program Changes

Direct Cost Positions Total Cost

Changes in Salaries, Expense, Equipment, and Special

Apportionment of Changes Applicable to Various Programs	(464,214)	(1)	(607,340)
Related costs consist of employee benefits.			
SG: (\$448,064) SOT: (\$9,950) EX: (\$6,200)			
Related Costs: (\$143,126)			

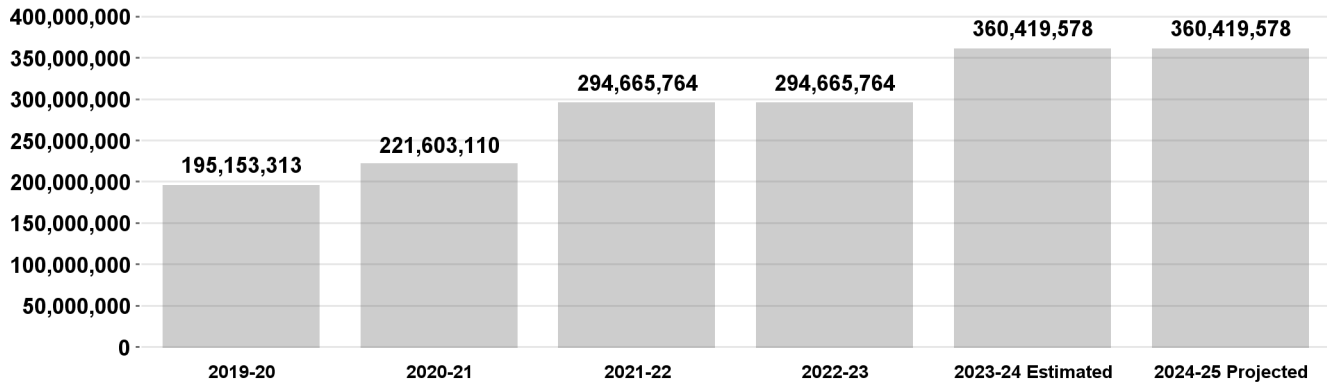
Transportation Planning and Land Use

Program Changes	Direct Cost	Positions	Total Cost
Changes in Salaries, Expense, Equipment, and Special			
Continuation of Services			
24. LAWA LAMP and Coastal Review Plan Support Continue funding and resolution authority for three positions consisting of one Transportation Engineer and two Transportation Engineering Associate IIIs. These positions will support the Los Angeles World Airports (LAWA) with the review of environmental impact documentation and the design and implementation of transportation improvement projects related to the Landslide Access Modernization Program (LAMP). Funding for the Transportation Engineer and one Transportation Engineering Associate III will be fully reimbursed by the Department of Airports. In addition, one Transportation Engineering Associate III will review plans for potential new developments for West Los Angeles and the coastal transportation corridor as needed. Funding for one Transportation Engineering Associate III is provided by the Coastal Transportation Corridor Trust Fund (\$126,137) and will be fully reimbursed by the Department of Airports. Related costs consist of employee benefits. SG: \$390,313 Related Costs: \$186,475	390,313	-	576,788
25. Development Review Support Continue funding and add regular authority for two positions consisting of one Transportation Engineer and one Transportation Engineering Associate III for development review support. Partial funding is provided by the Proposition C Anti-Gridlock Transit Improvement Fund (\$126,137). Related costs consist of employee benefits. SG: \$264,176 Related Costs: \$125,697	264,176	2	389,873
26. Mobility Investment Program Continue funding and add regular authority for one Geographic Information Systems Specialist to develop and support the Mobility Investment Program. Related costs consist of employee benefits. SG: \$94,217 Related Costs: \$49,673	94,217	1	143,890
TOTAL Transportation Planning and Land Use	284,492	2	
2023-24 Program Budget	5,216,810	33	
Changes in Salaries, Expense, Equipment, and Special	284,492	2	
2024-25 PROGRAM BUDGET	5,501,302	35	

Transportation Infrastructure and Project Delivery

This program is responsible for the implementation of grant funded capital transportation projects as well as providing coordination services with other City departments and outside agencies.

Total Value of Active Projects



Program Changes	Direct Cost	Positions	Total Cost
Changes in Salaries, Expense, Equipment, and Special			
Apportionment of Changes Applicable to Various Programs	(3,439,294)	-	(5,121,935)
Related costs consist of employee benefits. SG: (\$3,434,242) SOT: (\$5,052) Related Costs: (\$1,682,641)			
Continuation of Services			
27. Transportation Project Delivery Support	2,778,948	-	4,134,330
Continue funding and resolution authority for 23 positions consisting of three Transportation Engineers, nine Transportation Engineering Associate IIs, seven Transportation Engineering Associate IIIs, one Transportation Engineering Associate IV, one Management Analyst, one Senior Transportation Engineer, and one Senior Accountant II to support the implementation and management of highway and transportation capital grant-funded projects. Funding is provided by the Proposition C Anti-Gridlock Transit Fund and will be reimbursed by various grantors as part of the Transportation Grant Annual Work Program. Related costs consist of employee benefits. SG: \$2,778,948 Related Costs: \$1,355,382			

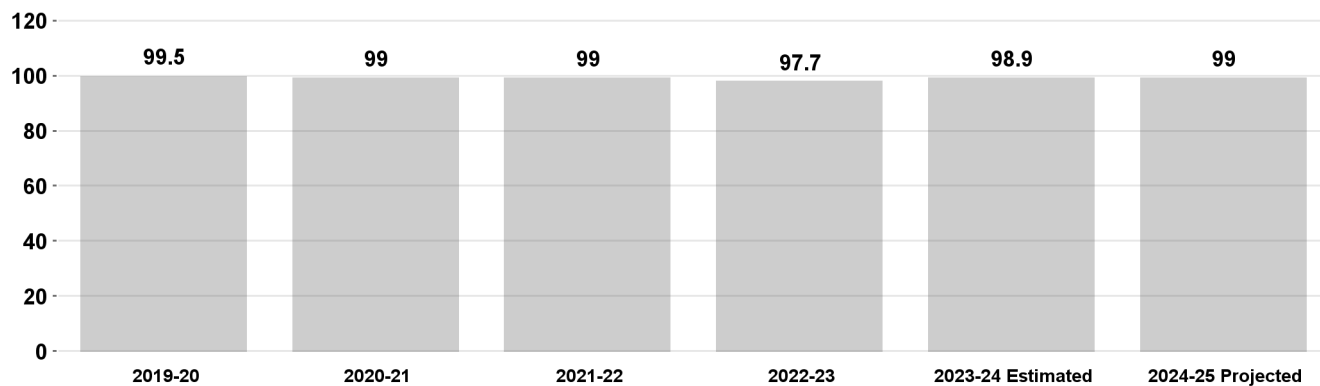
Transportation Infrastructure and Project Delivery

Program Changes	Direct Cost	Positions	Total Cost
Changes in Salaries, Expense, Equipment, and Special			
Continuation of Services			
28. Affordable Housing and Sustainable Communities Grant Continue funding and resolution authority for two positions consisting of one Transportation Engineering Associate III and one Transportation Planning Associate II to provide planning and grant application support for the Affordable Housing and Sustainable Communities (AHSC) program. The positions will serve on an inter-departmental team to focus on the annual AHSC grant cycle. See related Bureau of Engineering and Housing Department items. Related costs consist of employee benefits. <i>SG: \$235,190</i> <i>Related Costs: \$115,612</i>	235,190	-	350,802
29. AHSC Grant Implementation Continue funding and resolution authority for two positions consisting of one Transportation Engineering Associate III and one Transportation Engineering Associate II to lead the implementation and project delivery phase of the Affordable Housing and Sustainable Communities (AHSC) Grant program. These positions are fully reimbursed by grant funds. See related Bureau of Engineering and Housing Department items. Related costs consist of employee benefits. <i>SG: \$235,450</i> <i>Related Costs: \$115,703</i>	235,450	-	351,153
30. Capital Grant Project Delivery Support and Management Continue funding and resolution authority for six positions consisting of one Transportation Engineering Associate II, one Senior Management Analyst I, one Management Analyst, and three Signal Systems Electricians to manage and inspect grant-funded capital projects. Partial funding is provided by the Proposition C Anti-Gridlock Transit Improvement Fund (\$337,326). These positions will be reimbursed by funded construction projects, including grant funded projects. Related costs consist of employee benefits. <i>SG: \$639,052</i> <i>Related Costs: \$323,697</i>	639,052	-	962,749
TOTAL Transportation Infrastructure and Project Delivery	449,346	-	
2023-24 Program Budget	5,972,657	17	
Changes in Salaries, Expense, Equipment, and Special	449,346	-	
2024-25 PROGRAM BUDGET	6,422,003	17	

Parking Facilities, Meters, and Operations

This program supports the operation and maintenance of City-owned parking lots, management of the City's on-street parking meters, and administration of the City's Permit Parking Service. This program also assists in the development of various mixed-use projects relative to City-owned parking lots in coordination with other City and governmental agencies and private developers. Lastly, this program includes meter security functions for parking meter coin collection and oversight of the coin counting for over 38,000 parking meters.

Percent of Time Parking Meters are Functioning Properly



Program Changes	Direct Cost	Positions	Total Cost
Changes in Salaries, Expense, Equipment, and Special			
Apportionment of Changes Applicable to Various Programs	(1,727,458)	(10)	(2,551,956)
Related costs consist of employee benefits.			
SG: (\$1,727,458)			
Related Costs: (\$824,498)			

Parking Facilities, Meters, and Operations

Program Changes	Direct Cost	Positions	Total Cost
Changes in Salaries, Expense, Equipment, and Special			
Continuation of Services			
31. Parking and Electric Vehicle Infrastructure Continue funding and resolution authority for one Environmental Affairs Officer to develop and implement Citywide electric vehicle charging policies. Funding is provided by the Mobile Source Air Pollution Reduction Fund. Related costs consist of employee benefits. <i>SG: \$134,544</i> <i>Related Costs: \$63,703</i>	134,544	-	198,247
32. Parking Revenue Support Continue funding and add regular authority for one Senior Accountant II to provide administrative support for the Special Parking Revenue Fund. This position will be fully reimbursed by the Special Parking Revenue Fund. Related costs consist of employee benefits. <i>SG: \$96,181</i> <i>Related Costs: \$50,356</i>	96,181	1	146,537
33. Parking Facilities and Meters Support Continue funding and resolution authority for eight positions consisting of one Transportation Engineer, one Transportation Engineering Associate IV, one Transportation Engineering Associate III, one Transportation Engineering Aide I, one Parking Meter Technician Supervisor I, two Parking Meter Technicians, and one Geographic Information Systems Specialist to provide support of parking facilities and meters. Partial funding is provided by the Permit Parking Program Revenue Fund (\$94,217). These positions will be partially reimbursed by the Special Parking Revenue Fund (\$700,223). Related costs consist of employee benefits. <i>SG: \$794,440</i> <i>Related Costs: \$411,546</i>	794,440	-	1,205,986
TOTAL Parking Facilities, Meters, and Operations	(702,293)	(9)	
2023-24 Program Budget	8,187,214	67	
Changes in Salaries, Expense, Equipment, and Special	(702,293)	(9)	
2024-25 PROGRAM BUDGET	7,484,921	58	

Parking Enforcement Services

This program employs full-time Traffic Officers who enforce parking restrictions found in state and City codes. The Parking Enforcement Services program also provides traffic control services during peak periods at heavily congested intersections, during emergencies, and whenever signals fail.

Program Changes	Direct Cost	Positions	Total Cost
Changes in Salaries, Expense, Equipment, and Special			
Apportionment of Changes Applicable to Various Programs Related costs consist of employee benefits. SG: (\$6,391,572) SAN: (\$200,000) SOT: (\$2,149,213) EX: (\$114,000) Related Costs: (\$2,575,210)	(8,854,785)	(66)	(11,429,995)
Continuation of Services			
34. Hollywood Sign Enforcement Continue funding and resolution authority for 13 Traffic Officer IIs to provide traffic enforcement around the Hollywood Sign to address traffic and public safety issues. One vacant Traffic Officer II is not continued. Related costs consist of employee benefits. SG: \$955,032 Related Costs: \$551,891	955,032	-	1,506,923
35. Traffic Officer Supervision and Support Continue funding and resolution authority for eight positions consisting of three Senior Traffic Supervisor Is and five Administrative Clerks. The Senior Traffic Supervisor Is provide supervision to the High Priority Scofflaw Unit and the Crossing Guard Program. The Administrative Clerks provide area offices with administrative support. Related costs consist of employee benefits. SG: \$498,035 Related Costs: \$308,426	498,035	-	806,461
36. Parking Enforcement and Abandoned Vehicles - Valley Continue funding and resolution authority for four positions consisting of one Senior Traffic Supervisor I and three Traffic Officer IIs to provide parking enforcement and abandoned vehicle services in the Valley. Three vacant Traffic Officer IIs are not continued. Related costs consist of employee benefits. SG: \$304,844 Related Costs: \$173,635	304,844	-	478,479
Increased Services			
37. Parking Enforcement and Traffic Control Equipment Add one-time funding in the Contractual Services (\$31,920) and Operating Supplies (\$137,905) accounts for the purchase of bicycles and communication equipment. Partial funding is provided by the Mobile Source Air Pollution Reduction Fund (\$100,000). EX: \$169,825	169,825	-	169,825

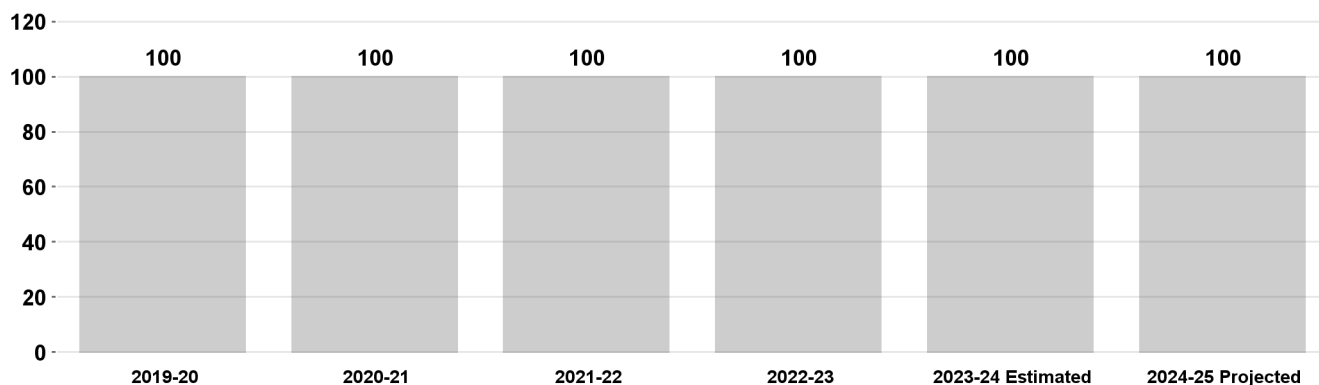
Parking Enforcement Services

TOTAL Parking Enforcement Services	(6,927,049)	(66)
2023-24 Program Budget	73,989,597	752
Changes in Salaries, Expense, Equipment, and Special	(6,927,049)	(66)
2024-25 PROGRAM BUDGET	67,062,548	686

Parking Citation Processing Services

This program is responsible for processing all parking citations issued by the City of Los Angeles for stopped vehicles in violation of California and City codes. In addition, this program provides adjudication services for motorists who contest parking citations issued by the City of Los Angeles.

Initial Parking Citation Review Rate within 240-Days (percentage)

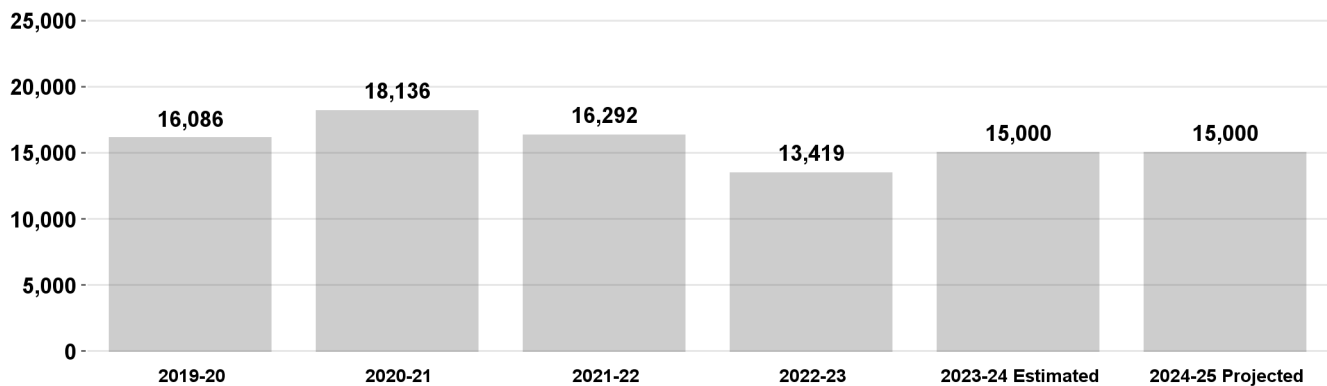


Program Changes	Direct Cost	Positions	Total Cost
Changes in Salaries, Expense, Equipment, and Special			
Apportionment of Changes Applicable to Various Programs	(900,938)	(7)	(1,188,203)
Related costs consist of employee benefits.			
SG: (\$542,314) SAN: (\$300,000) SOT: (\$124)			
EX: (\$58,500)			
Related Costs: (\$287,265)			
Continuation of Services			
38. Community Assistance Parking Program	130,182	-	209,262
Continue funding and resolution authority for two positions consisting of one Management Assistant and one Senior Administrative Clerk to support the Community Assistance Parking Program, which allows individuals experiencing homelessness with open and unpaid parking citations to pay their citations by providing community services. Related costs consist of employee benefits.			
SG: \$130,182			
Related Costs: \$79,080			
39. Parking Citation Processing	4,329,000	-	4,329,000
Add one-time funding in the Contractual Services Account for the processing of parking citations.			
EX: \$4,329,000			
TOTAL Parking Citation Processing Services	3,558,244	(7)	
2023-24 Program Budget	14,065,741	55	
Changes in Salaries, Expense, Equipment, and Special	3,558,244	(7)	
2024-25 PROGRAM BUDGET	17,623,985	48	

Streets and Sign Management

This program includes the design and installation of traffic markings on repaved streets, installation and maintenance of traffic safety and street name signs, temporary sign postings, and the design and installation of pavement markings that includes lane striping, traffic markings on streets and curbs, and Citywide mark-out. This program also coordinates with the Bureau of Street Services to schedule work crews to install pavement and curb markings in conjunction with street resurfacings.

Number of Sign Maintenance & Installation Projects Completed



Program Changes	Direct Cost	Positions	Total Cost
Changes in Salaries, Expense, Equipment, and Special			
Apportionment of Changes Applicable to Various Programs	(2,864,693)	(1)	(4,443,728)
Related costs consist of employee benefits.			
SG: (\$2,695,807) SAN: (\$75,000) SOT: (\$89,546)			
EX: (\$4,340)			
Related Costs: (\$1,579,035)			
Continuation of Services			
40. Traffic and Street Maintenance Support	1,132,236	14	1,762,672
Continue funding and add regular authority for 14 positions consisting of five Traffic Painter and Sign Poster IIs, five Traffic Painter and Sign Poster IIIs, one Traffic Marking and Sign Superintendent I, two Civil Engineering Drafting Technicians, and one Transportation Engineering Associate III. These positions support critical maintenance of signs and traffic control devices to reduce accidents on public streets and the Pavement Preservation Program by installing striping on streets which have been resurfaced or slurried. Partial funding is provided by the Proposition C Anti-Gridlock Transit Improvement Fund (\$1,053,941). Related costs consist of employee benefits.			
SG: \$1,132,236			
Related Costs: \$630,436			

Streets and Sign Management

Program Changes	Direct Cost	Positions	Total Cost
Changes in Salaries, Expense, Equipment, and Special			
Continuation of Services			
41. Vision Zero Street and Safety Improvements Continue funding and resolution authority for four Maintenance Laborers to perform street maintenance and safety improvement projects to facilitate implementation of Vision Zero objectives. Funding is provided by the Measure R Local Return Fund. See related Bureaus of Engineering, Street Lighting, and Street Services items. Related costs consist of employee benefits. <i>SG: \$201,141</i> <i>Related Costs: \$137,557</i>	201,141	-	338,698
42. Film Industry Support Continue funding and resolution authority for three positions consisting of one Traffic Marking and Sign Superintendent I and two Maintenance Laborers to provide temporary sign posting support for the film industry. One Maintenance Laborer is not continued. These positions are reimbursed by filming permit fees. Related costs consist of employee benefits. <i>SG: \$189,920</i> <i>Related Costs: \$116,758</i>	189,920	-	306,678
43. Temporary Sign Resources Continue funding and add regular authority for two Administrative Clerks to support temporary sign posting and removal requests. Related costs consist of employee benefits. <i>SG: \$97,871</i> <i>Related Costs: \$67,839</i>	97,871	2	165,710
44. Failed Streets Reconstruction Program Continue funding and resolution authority for 16 positions consisting of 12 Traffic Painter and Sign Poster IIs and four Maintenance Laborers to operate two crews to support the Failed Street Reconstruction Program. Funding is provided by the Measure M Local Return Fund (\$526,216) and the Street Damage Restoration Fee Fund (\$526,216). See related Bureaus of Engineering and Street Services, and Department of General Services items. Related costs consist of employee benefits. <i>SG: \$1,052,432</i> <i>Related Costs: \$636,462</i>	1,052,432	-	1,688,894
45. Temporary Parking Restrictions Support Continue funding and add regular authority for two positions consisting of one Sign Painter and one Maintenance Laborer to support temporary parking restrictions for various projects. Related costs consist of employee benefits. <i>SG: \$138,392</i> <i>Related Costs: \$81,936</i>	138,392	2	220,328

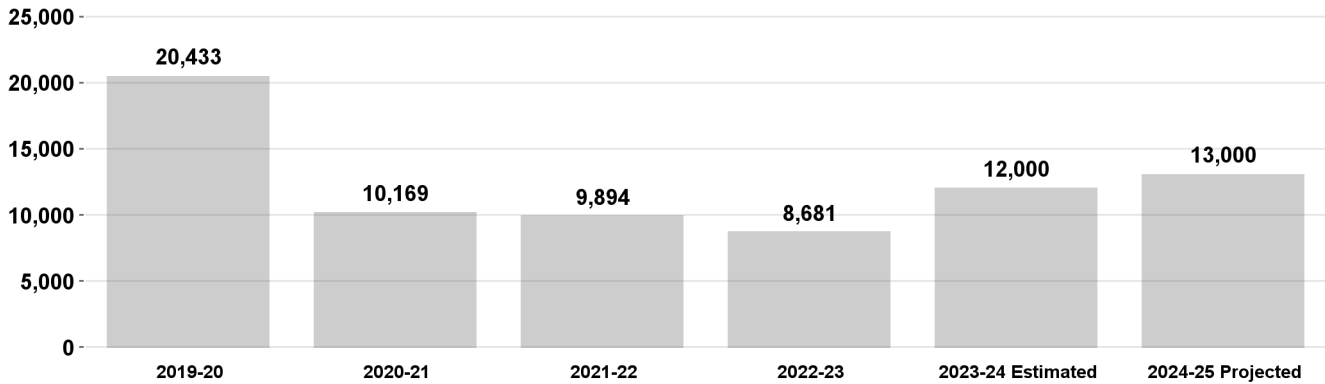
Streets and Sign Management

Program Changes	Direct Cost	Positions	Total Cost
Changes in Salaries, Expense, Equipment, and Special			
Continuation of Services			
46. Traffic Marking and Signs Field Operations Support Continue funding and add regular authority for two positions consisting of one Traffic Marking and Sign Superintendent II and one Traffic Painter and Sign Poster III to support field operations and striping work. Funding is provided by the Proposition C Anti-Gridlock Transit Improvement Fund. Related costs consist of employee <i>SG: \$183,309</i> <i>Related Costs: \$97,563</i>	183,309	2	280,872
47. Striping and Markout Maintenance Backlog Continue funding and resolution authority for six positions consisting of two Maintenance Laborers, two Traffic Painter and Sign Poster IIs, and two Traffic Painter and Sign Poster IIIs. These positions will finish striping and mark-out work for the existing Complete Streets Program project. Once completed, these positions will be dedicated to the maintenance backlog of striping and mark-out work in underserved communities. Funding is provided by the Measure M Local Return Fund. Related costs consist of employee benefits. <i>SG: \$404,634</i> <i>Related Costs: \$242,142</i>	404,634	-	646,776
TOTAL Streets and Sign Management	535,242	19	
2023-24 Program Budget	24,060,624	126	
Changes in Salaries, Expense, Equipment, and Special	535,242	19	
2024-25 PROGRAM BUDGET	24,595,866	145	

District Offices

This program operates Department of Transportation District Offices at six locations. District Office staff are responsible for investigating the need for and authorizing the installation of traffic signals, stop signs, regulatory, guide, and warning signs, crosswalks, pavement markings, and parking regulations. District Office staff also attend meetings with other governmental agencies and public meetings that include Council Offices, homeowner associations, school staff, developers, and Chambers of Commerce to discuss traffic congestion and traffic safety on local streets and highways.

Number of Service Requests Closed



Program Changes

Direct Cost Positions Total Cost

Changes in Salaries, Expense, Equipment, and Special

Apportionment of Changes Applicable to Various Programs	(1,124,237)	(1)	(1,643,243)
Related costs consist of employee benefits.			
SG: (\$1,114,437) EX: (\$9,800)			
Related Costs: (\$519,006)			

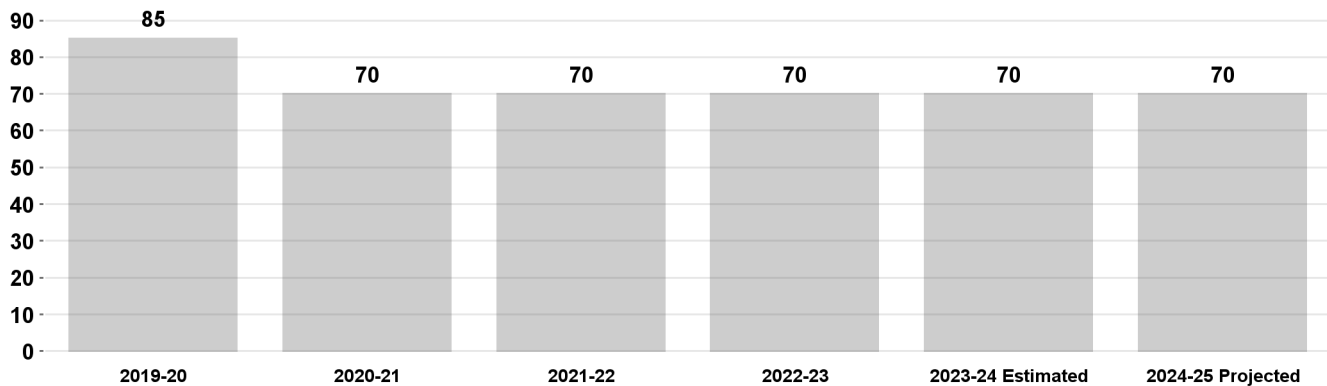
District Offices

Program Changes	Direct Cost	Positions	Total Cost
Changes in Salaries, Expense, Equipment, and Special			
Continuation of Services			
48. West Valley District Office Continue funding and add regular authority for one Transportation Engineer to support traffic control at the West Valley District Office. Related costs consist of employee SG: \$138,039 <i>Related Costs: \$64,919</i>	138,039	1	202,958
49. Speed Hump Program Continue funding and resolution authority for seven positions consisting of two Transportation Engineers, one Transportation Engineering Associate II, one Transportation Engineering Aide II, two Transportation Engineering Aide Is, and one Senior Administrative Clerk to support the Speed Hump Program and address the backlog of requests. Partial funding is provided by the Measure R Local Return Fund (\$338,446) and the Measure M Local Return Fund (\$84,534). Related costs consist of employee benefits. SG: \$714,822 <i>Related Costs: \$366,951</i>	714,822	-	1,081,773
50. Speed Hump and Speed Table Program for Schools Continue funding and resolution authority for three positions consisting of one Transportation Engineering Aide I, one Transportation Engineering Associate II, and one Transportation Engineering Associate III to implement a Speed Hump and Speed Table Program for schools. Related costs consist of employee benefits. SG: \$303,161 <i>Related Costs: \$156,155</i>	303,161	-	459,316
51. Litigation Support for the City Attorney Continue funding and add regular authority for one Senior Transportation Engineer to provide litigation support to the City Attorney. Related costs consists of employee benefits. SG: \$160,798 <i>Related Costs: \$72,837</i>	160,798	1	233,635
TOTAL District Offices	192,583	1	
2023-24 Program Budget	6,154,013	39	
Changes in Salaries, Expense, Equipment, and Special	192,583	1	
2024-25 PROGRAM BUDGET	6,346,596	40	

Traffic Signals and Systems

This program is responsible for the design, construction, maintenance, and operation of the City's traffic signal system. The City's traffic signal system includes the Automated Traffic Surveillance and Control (ATSAC) system, which makes it possible for City staff to remotely control traffic signals from a single location. This program also provides the following services: 1. Signal repair and maintenance of existing traffic signals; 2. New signal construction; 3. ATSAC and Signal Operation Services; and 4. Installation of traffic signal loops.

Percent of Signal Calls Responded to Within One Hour



Program Changes	Direct Cost	Positions	Total Cost
Changes in Salaries, Expense, Equipment, and Special			
Apportionment of Changes Applicable to Various Programs	(11,172,147)	(1)	(16,246,298)
Related costs consist of employee benefits.			
SG: (\$10,377,987) SHH: (\$200,000) SHHFB: (\$200,000)			
SOT: (\$10,820) EX: (\$383,340)			
Related Costs: (\$5,074,151)			
Continuation of Services			
52. Metro Annual Work Plan - Transit Speed Improvements	619,119	-	918,985
Continue funding and resolution authority for five positions consisting of two Transportation Engineering Associate IVs, one Transportation Engineering Associate III, one Transportation Engineering Associate II, and one Programmer/Analyst IV to support work related to the Transit Speed Improvement Project as part of the Los Angeles Metropolitan Transportation Authority (Metro) Annual Work Plan. Funding is provided by the Measure M Local Return Fund. These positions will be fully reimbursed by Metro. Related costs consist of employee benefits.			
SG: \$619,119			
Related Costs: \$299,866			

Traffic Signals and Systems

Program Changes	Direct Cost	Positions	Total Cost
Changes in Salaries, Expense, Equipment, and Special			
Continuation of Services			
53. Vision Zero Traffic Signal Construction Program Continue funding and resolution authority for nine positions consisting of two Assistant Signal Systems Electricians, two Cement Finishers, two Electrical Craft Helpers, two Signal Systems Electricians, and one Signal Systems Supervisor I to support the traffic signal construction workload for new traffic signals Citywide. Funding is provided by the Measure M Local Return Fund. See related Bureaus of Engineering, Street Lighting, and Street Services items. Related costs consist of employee benefits. <i>SG: \$789,826</i> <i>Related Costs: \$426,835</i>	789,826	-	1,216,661
54. Traffic Signals Support Continue funding and resolution authority for 72 positions consisting of one Cement Finisher, two Electrical Craft Helpers, three Assistant Signal Systems Electricians, 21 Signal Systems Electricians, two Signal Systems Supervisor Is, one Graphics Designer II, three Transportation Engineers, six Civil Engineering Drafting Technicians, 19 Transportation Engineering Associate IIs, 11 Transportation Engineering Associate IIIs, two Transportation Engineering Associate IVs, and one Senior Transportation Engineer. These positions support the ongoing workload for design, construction, maintenance, and operations of all traffic signals to ensure the traffic network and the Automated Traffic Surveillance and Control infrastructure are working effectively. Seven of these positions support the Los Angeles Metropolitan Transportation Authority (Metro) Annual Work Plan and will be fully reimbursed by Metro. Funding is provided by the Proposition C Anti-Gridlock Transit Fund (\$7,553,633) and the Proposition A Local Transit Assistance Fund (\$126,137). Full reimbursement for 40 positions is provided by various grantors as part of the Transportation Grant Fund Work Program. Related costs consist of employee benefits. <i>SG: \$7,679,770</i> <i>Related Costs: \$3,888,235</i>	7,679,770	-	11,568,005
55. Safety-Related Traffic Signal Construction Continue resolution authority for five positions consisting of four Transportation Engineering Associate IIs and one Signal Systems Electrician to support the accelerated design, construction, and inspection of safety-related traffic signal projects. Funding will be provided through interim appropriations from the Road Maintenance and Rehabilitation Program Special Fund.	-	-	-

Traffic Signals and Systems

Program Changes	Direct Cost	Positions	Total Cost
Changes in Salaries, Expense, Equipment, and Special			
Continuation of Services			
56. Hiring Hall Support of Traffic Signal Maintenance Continue one-time funding in the Hiring Hall Salaries and Benefits Hiring Hall accounts. Funding is provided by the Proposition C Anti-Gridlock Transit Fund. <i>SHH: \$200,000 SHHFB: \$200,000</i>	400,000	-	400,000
57. Vision Zero Traffic Signal Implementation Continue resolution authority for three Transportation Engineering Associate IIs to support Vision Zero traffic signal implementation. Funding will be provided through interim appropriations from the Road Maintenance and Rehabilitation Program Special Fund.	-	-	-
58. DWP Water Trunk Line Program - Traffic Signals Continue funding and resolution authority for six positions consisting of one Signal Systems Electrician, one Transportation Engineer, and four Transportation Engineering Associate IIs to support the Department of Water and Power (DWP) water trunk line construction program. These positions will be fully reimbursed by DWP. Related costs consist of employee benefits. <i>SG: \$675,868</i> <i>Related Costs: \$336,505</i>	675,868	-	1,012,373
59. Public Right of Way Reservation System Continue funding and resolution authority for one Transportation Engineering Associate III to support the Public Right of Way Reservation System. Funding is provided by the Measure M Local Return Fund. Related costs consist of employee benefits. <i>SG: \$126,137</i> <i>Related Costs: \$60,778</i>	126,137	-	186,915
60. Traffic Signal Design and Construction Continue funding and add regular authority for one Transportation Engineering Associate II to support traffic signal design and construction. One vacant Civil Engineering Drafting Technician is not continued. Related costs consist of employee benefits. <i>SG: \$109,314</i> <i>Related Costs: \$54,925</i>	109,314	1	164,239

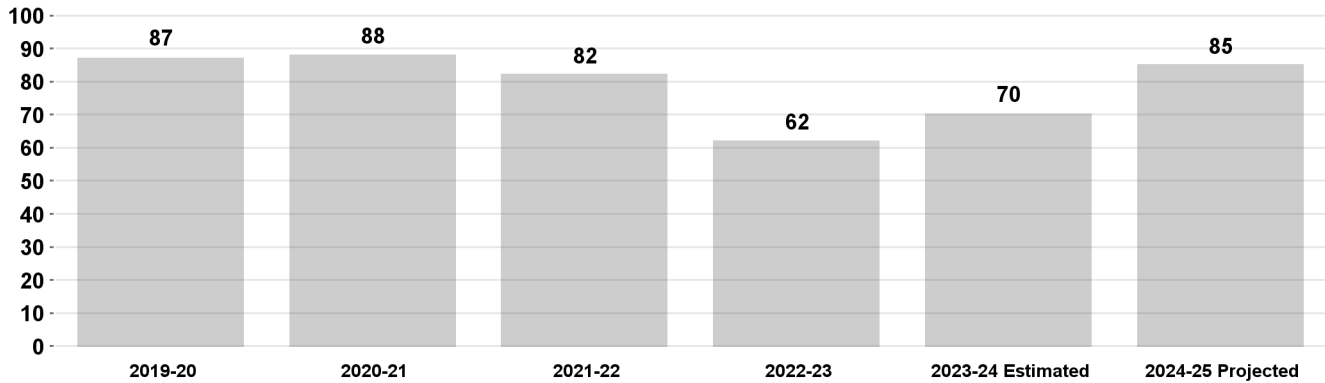
Traffic Signals and Systems

Program Changes	Direct Cost	Positions	Total Cost
Changes in Salaries, Expense, Equipment, and Special			
Continuation of Services			
61. Traffic Signal Repair and Maintenance Field Operations	114,249	-	170,891
Continue funding and resolution authority for one Signal System Supervisor I to support traffic signal repair and maintenance field operations. Six positions consisting of five Signal Systems Electricians and one Civil Engineering Drafting Technician are not continued. One vacant Signal Systems Electrician is not continued. Related costs consist of employee benefits.			
SG: \$114,249			
Related Costs: \$56,642			
TOTAL Traffic Signals and Systems	(657,864)	-	
2023-24 Program Budget	30,622,711	126	
Changes in Salaries, Expense, Equipment, and Special	(657,864)	-	
2024-25 PROGRAM BUDGET	29,964,847	126	

Public Transit Services

This program provides several public transit services, including Commuter Express; Community DASH; specialized transit for the elderly and mobility-impaired residents; and charter bus services. Commuter Express provides weekday peak-hour commuter services to and from suburban areas. Community DASH is a local, community-based shuttle bus that operates in several communities.

Percent of LADOT Transit On-Time Arrivals

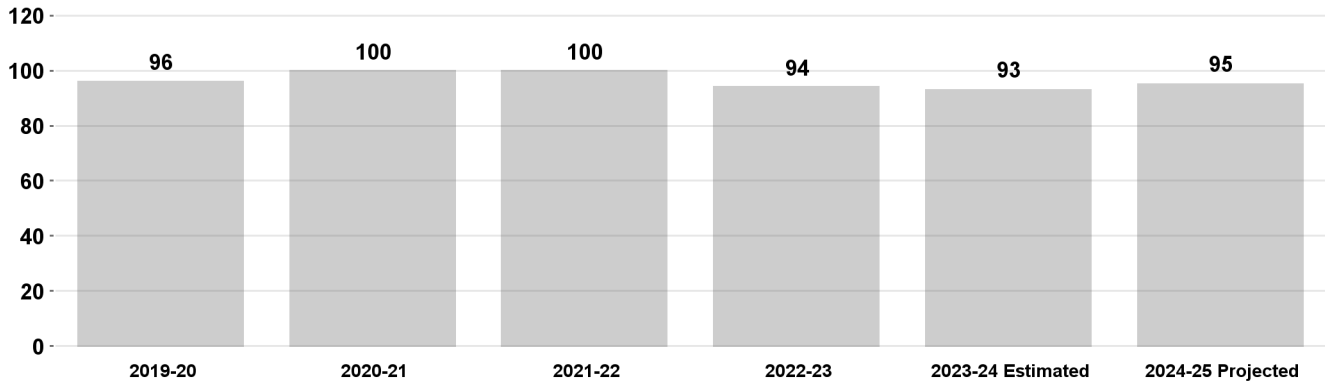


Program Changes	Direct Cost	Positions	Total Cost
Changes in Salaries, Expense, Equipment, and Special			
Apportionment of Changes Applicable to Various Programs	(947,705)	-	(1,166,250)
Related costs consist of employee benefits. SG: (\$347,705) EX: (\$600,000) Related Costs: (\$218,545)			
Continuation of Services			
62. Transit Services Expansion	124,435	-	184,621
Continue funding and resolution authority for one Senior Management Analyst I to provide program support, project management, and maintenance support of the vehicles needed to implement Phase One of the Transit Service multiyear expansion. Five positions consisting of four Transportation Planning Associate IIs and one Equipment Specialist I are not continued. One vacant Equipment Specialist I is not continued. Funding is provided by the Proposition A Local Transit Assistance Fund. Related costs consist of employee benefits. SG: \$124,435 Related Costs: \$60,186			
63. Inside Safe Response Charter Bus Services	300,000	-	300,000
Add one-time funding in the Contractual Services Account for charter transportation relocation services as part of the Inside Safe homelessness initiative. EX: \$300,000			
TOTAL Public Transit Services	(523,270)	-	
2023-24 Program Budget	6,410,545	42	
Changes in Salaries, Expense, Equipment, and Special	(523,270)	-	
2024-25 PROGRAM BUDGET	5,887,275	42	

Major Project Coordination

This program is responsible for the implementation of large public, joint-agency transportation projects. Program staff provides coordination, design review, and other services to assist in significant construction projects. Program staff also implements temporary traffic management measures to minimize the impact of major construction projects on transit, pedestrians, cyclists, and motorists.

Percent of Traffic Studies Processed Within 90 Business Days



Program Changes	Direct Cost	Positions	Total Cost
Changes in Salaries, Expense, Equipment, and Special			
Apportionment of Changes Applicable to Various Programs	(550,646)	-	(776,758)
Related costs consist of employee benefits.			
SG: (\$539,836) SOT: (\$5,970) EX: (\$4,840)			
Related Costs: (\$226,112)			

Major Project Coordination

Program Changes	Direct Cost	Positions	Total Cost
Changes in Salaries, Expense, Equipment, and Special			
Continuation of Services			
<p>64. Vision Zero Implementation and Maintenance Support Continue funding and resolution authority for six positions consisting of four Transportation Engineering Associate IIs, one Transportation Engineering Associate III, and one Signal Systems Electrician to support the design, construction, and inspection of Vision Zero corridor projects and the final existing Complete Streets project. Once the Complete Streets work is finished, resources will be dedicated to backlogged maintenance projects requiring design, construction, and inspection in underserved communities. Funding is provided by the Measure M Local Return Fund. See related Bureaus of Engineering, Street Lighting, and Street Services items. Related costs consist of employee benefits. SG: \$663,966 Related Costs: \$332,364</p>	663,966	-	996,330
<p>65. Bus Speed Improvement Projects / Metro Support Continue funding and resolution authority for three positions consisting of one Transportation Engineering Associate III, one Transportation Engineering Associate II, and one Transportation Engineer to support the Los Angeles Metropolitan Transportation Authority (Metro) transit improvement projects. Funding is provided by the Proposition C Anti-Gridlock Transit Improvement Fund. These positions will be fully reimbursed by Metro. Related costs consist of employee benefits. SG: \$373,489 Related Costs: \$180,622</p>	373,489	-	554,111
<p>66. State Route 710 North Mobility Projects Continue funding and resolution authority for one Supervising Transportation Planner I for the State Route 710 North Mobility Projects. Funding is provided by the Proposition C Anti-Gridlock Transit Improvement Fund. This position will be fully reimbursed by the Los Angeles Metropolitan Transportation Authority. Related costs consist of employee benefits. SG: \$130,401 Related Costs: \$62,261</p>	130,401	-	192,662
<p>67. DWP Water Trunk Line Program - Construction Continue funding and resolution authority for one Transportation Engineering Associate II to support the construction workload associated with the Department of Water and Power (DWP) water trunk line construction program. This position will be fully reimbursed by DWP. Related costs consist of employee benefits SG: \$109,314 Related Costs: \$54,925</p>	109,314	-	164,239

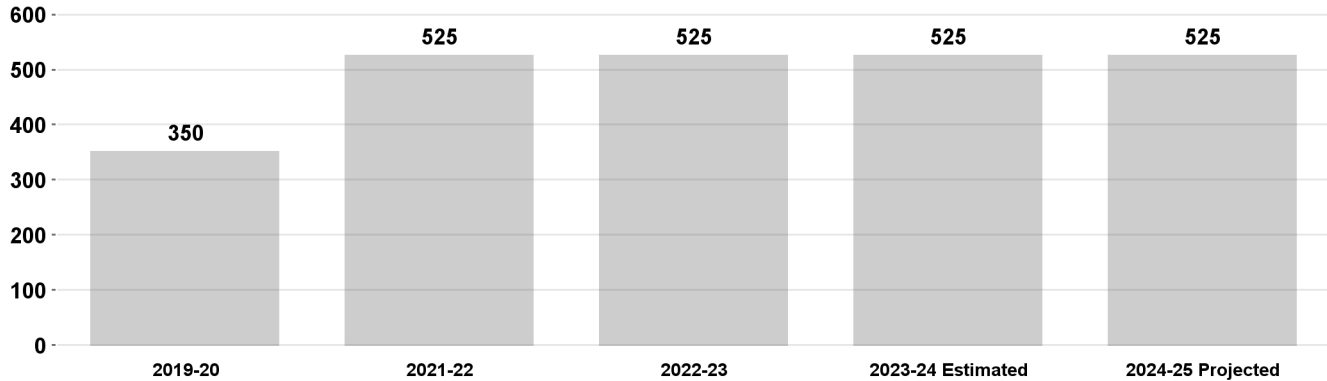
Major Project Coordination

Program Changes	Direct Cost	Positions	Total Cost
Changes in Salaries, Expense, Equipment, and Special			
Increased Services			
68. Affordable Housing Traffic Plan Support Add nine-months funding and resolution authority for one Transportation Engineering Associate II, subject to pay grade determination by the Office of the City Administrative Officer, Employee Relations Division, to review and approve traffic control plans for all construction improvements, including Affordable and Permanent Supportive Housing Projects, that need to use the public right-of-way. Related costs consist of employee benefits. <i>SG: \$81,985</i> <i>Related Costs: \$45,418</i>	81,985	-	127,403
New Services			
69. First-Last Mile Projects Support Add nine-months funding and resolution authority for three Transportation Engineering Associate IIs, subject to pay grade determination by the City Administrative Officer, Employee Relations Division, to support project development and delivery of First-Last Mile projects. Funding is provided by the Measure M Local Return Fund. Related costs consist of employee benefits. <i>SG: \$245,955</i> <i>Related Costs: \$136,253</i>	245,955	-	382,208
TOTAL Major Project Coordination	1,054,464	-	
2023-24 Program Budget	6,551,975	13	
Changes in Salaries, Expense, Equipment, and Special	1,054,464	-	
2024-25 PROGRAM BUDGET	7,606,439	13	

Emergency Management and Special Events

This program plans, coordinates, and implements traffic management plans for Special Events and Emergency Response citywide.

Number of Special Events Requiring Traffic Engineering

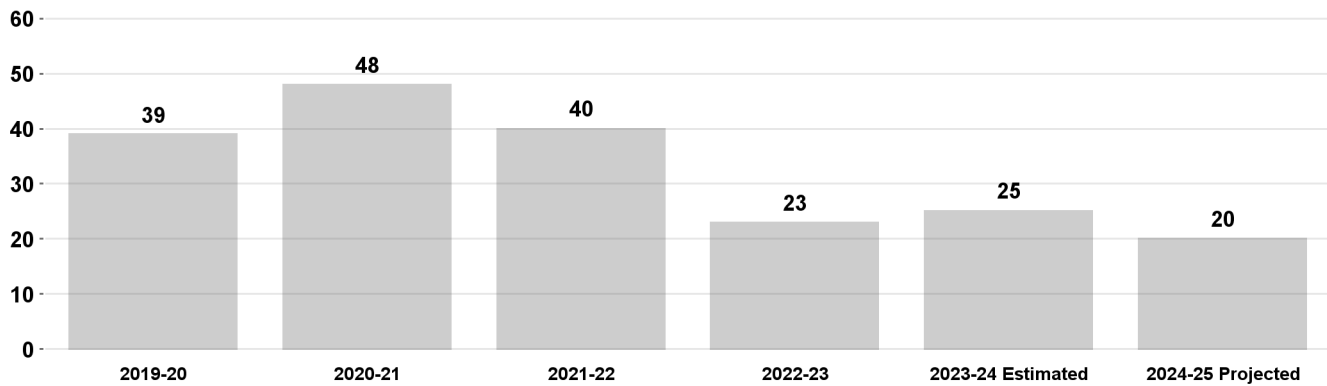


Program Changes	Direct Cost	Positions	Total Cost
Changes in Salaries, Expense, Equipment, and Special			
Apportionment of Changes Applicable to Various Programs	(531,807)	-	(562,318)
Related costs consist of employee benefits.			
SG: (\$76,486) SOT: (\$450,981) EX: (\$4,340)			
Related Costs: (\$30,511)			
Continuation of Services			
70. Emergency Management Services Support	127,469	1	188,710
Continue funding and add regular authority for one Emergency Management Coordinator I to support emergency management services. Related costs consist of employee benefits.			
SG: \$127,469			
Related Costs: \$61,241			
Increased Services			
71. Replacement Radios	129,260	-	129,260
Add one-time funding in the Operating Supplies Account for the purchase of replacement radio equipment. Funding is provided by the Measure M Local Return Fund.			
EX: \$129,260			
TOTAL Emergency Management and Special Events	(275,078)	1	
2023-24 Program Budget	3,139,296	9	
Changes in Salaries, Expense, Equipment, and Special	(275,078)	1	
2024-25 PROGRAM BUDGET	2,864,218	10	

Active Transportation

This program focuses on bicycle and pedestrian projects and programs. The Bicycle Initiative Implementation subprogram includes the planning, public outreach, coordination, design, installation, and maintenance of new bike lanes, bikeways, bike paths, bicycle-friendly streets, and sharrows (shared lane bicycle markings). The Pedestrian Plan Implementation subprogram consists of the planning, public outreach, coordination, design, installation, and maintenance of projects that facilitate pedestrian movement and safety.

Number of Lane Miles of Bicycle Facilities (Installed or Improved)



Program Changes	Direct Cost	Positions	Total Cost
Changes in Salaries, Expense, Equipment, and Special			
Apportionment of Changes Applicable to Various Programs	(373,093)	(1)	(555,738)
Related costs consist of employee benefits.			
SG: (\$344,105) SOT: (\$9,888) EX: (\$19,100)			
Related Costs: (\$182,645)			
Continuation of Services			
72. LA AI Fresco Program	320,225	-	482,316
Continue funding and resolution authority for two positions consisting of one Supervising Transportation Planner I and one Transportation Engineering Associate III to support the LA AI Fresco Program. Add nine-months funding and resolution authority for one Transportation Planning Associate I. One vacant Management Analyst is not continued. These positions will be partially reimbursed by the pending on-street dining application review fee. Related costs consist of employee benefits.			
SG: \$320,225			
Related Costs: \$162,091			

Active Transportation

Program Changes	Direct Cost	Positions	Total Cost
Changes in Salaries, Expense, Equipment, and Special			
Continuation of Services			
73. Street Improvement Project Support Continue funding and resolution authority for two positions consisting of one Supervising Transportation Planner I and one Transportation Engineering Associate III for the remaining Great Streets active corridor projects. Once completed, these resources will be dedicated to addressing the maintenance backlog for street improvement projects in underserved communities. Funding is provided by the Measure M Local Return Fund. Related costs consist of employee benefits. <i>SG: \$256,537</i> <i>Related Costs: \$123,039</i>	256,537	-	379,576
74. Safe Routes for Seniors Continue funding and resolution authority for one Transportation Planning Associate I to assist with the coordination of the Safe Routes for Seniors program. Funding is provided by the Measure R Local Return Fund. Related costs consist of employee benefits. <i>SG: \$84,917</i> <i>Related Costs: \$46,438</i>	84,917	-	131,355
75. Active Transportation Project Implementation Add funding and continue resolution authority for six positions consisting of one Transportation Engineer, one Senior Management Analyst I, one Supervising Transportation Planner II, one Supervising Transportation Planner I, one Transportation Engineering Associate III, and one Transportation Planning Associate II to support active transportation projects. Four positions consisting of one Supervision Transportation Planner I, one Transportation Engineering Associate II, and two Transportation Planning Associate IIs are not continued. Seven vacant positions consisting of one Civil Engineering Drafting Technician, one Management Analyst, one Senior Administrative Clerk, one Transportation Planning Associate IIs, two Transportation Planning Associate Is, and one Geographic Information Systems Specialist are not continued. Funding is provided by the Measure M Local Return Fund. Related costs consist of employee benefits. <i>SG: \$777,359</i> <i>Related Costs: \$371,813</i>	777,359	-	1,149,172
76. High Profile Special Event Support Add funding and continue resolution authority for one Transportation Engineering Associate IV to support high profile special events. Related costs consist of employee benefits. <i>SG: \$137,497</i> <i>Related Costs: \$64,730</i>	137,497	-	202,227

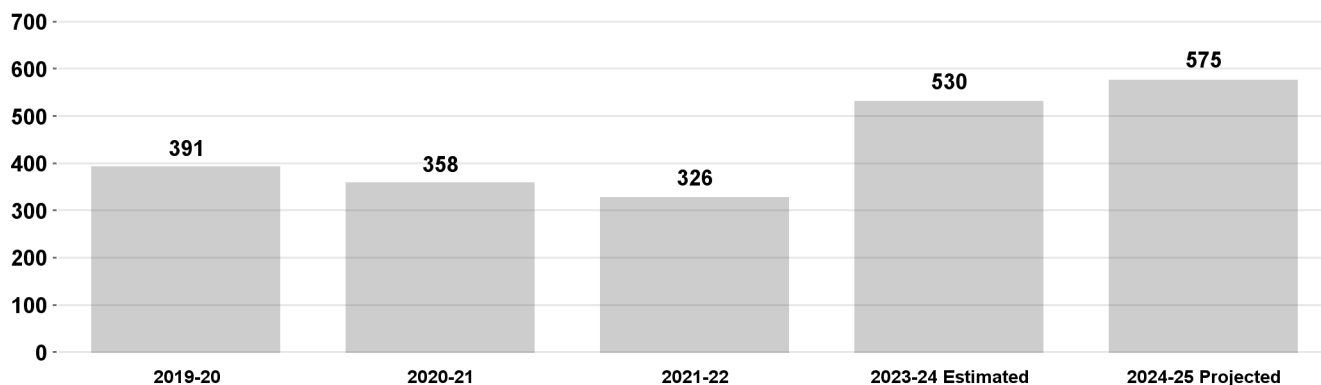
Active Transportation

Program Changes	Direct Cost	Positions	Total Cost
Changes in Salaries, Expense, Equipment, and Special			
New Services			
77. Speed Safety Camera Pilot Program Add nine-months funding and resolution authority for one Transportation Planning Associate I, subject to pay grade determination by the City Administrative Officer, Employee Relations Division, to support the implementation of a speed safety camera pilot program. Funding is provided by the Proposition C Anti-Gridlock Transit Fund. Related costs consist of employee benefits. SG: \$63,688 Related Costs: \$39,052	63,688	-	102,740
TOTAL Active Transportation	1,267,130	(1)	
2023-24 Program Budget	6,122,170	47	
Changes in Salaries, Expense, Equipment, and Special	1,267,130	(1)	
2024-25 PROGRAM BUDGET	7,389,300	46	

Crossing Guard Services

This program provides crossing guard services to elementary schools throughout the LAUSD to ensure the safe crossing of children to and from their local schools. The program consists of crossing guards, supervisors, and support staff.

Number of Guards Assigned



Program Changes	Direct Cost	Positions	Total Cost
Changes in Salaries, Expense, Equipment, and Special			
Apportionment of Changes Applicable to Various Programs	(2,170,433)	-	(2,212,022)
Related costs consist of employee benefits.			
SG: (\$99,108) SAN: (\$2,053,225) EX: (\$18,100)			
Related Costs: (\$41,589)			
Continuation of Services			
78. Crossing Guard Services	2,146,660	-	2,197,879
Continue funding and resolution authority for one Senior Traffic Supervisor II to provide oversight of school crossing guards.			
Continue one-time funding in the Salaries, As-Needed Account for 128 additional crossing guards. Partial funding is provided by the Traffic Safety Fund (\$1,160,265). Related costs consist of employee benefits.			
SG: \$98,660 SAN: \$2,048,000			
Related Costs: \$51,219			
TOTAL Crossing Guard Services	(23,773)	-	
2023-24 Program Budget	10,168,624	5	
Changes in Salaries, Expense, Equipment, and Special	(23,773)	-	
2024-25 PROGRAM BUDGET	10,144,851	5	

Technology Support

This program provides direct support to all the Department's operational programs. This program provides services, and maintains technology that includes automated information systems, desktop computers, servers, and data communications.

Program Changes	Direct Cost	Positions	Total Cost
Changes in Salaries, Expense, Equipment, and Special			
Apportionment of Changes Applicable to Various Programs	(169,380)	(2)	(222,054)
Related costs consist of employee benefits.			
<i>SG: (\$81,642) SOT: (\$124) EX: (\$87,614)</i>			
<i>Related Costs: (\$52,674)</i>			
TOTAL Technology Support	(169,380)	(2)	
2023-24 Program Budget	2,707,423	22	
Changes in Salaries, Expense, Equipment, and Special	(169,380)	(2)	
2024-25 PROGRAM BUDGET	2,538,043	20	

General Administration and Support

This program provides Department-wide administrative services, including executive management, budget development, payroll, and accounts payable.

Program Changes	Direct Cost	Positions	Total Cost
Changes in Salaries, Expense, Equipment, and Special			
Apportionment of Changes Applicable to Various Programs	(744,989)	(2)	(980,968)
Related costs consist of employee benefits.			
<i>SG: (\$625,771) SOT: (\$298) EX: (\$118,920)</i>			
<i>Related Costs: (\$235,979)</i>			

General Administration and Support

Program Changes	Direct Cost	Positions	Total Cost
Changes in Salaries, Expense, Equipment, and Special			
Continuation of Services			
79. Community Affairs Advocate Continue funding and resolution authority for one Community Affairs Advocate to provide outreach and engagement with elected officials, stakeholders, and the community. Related costs consist of employee benefits. <i>SG: \$143,102</i> <i>Related Costs: \$66,680</i>	143,102	-	209,782
80. Contract and Budget Support for Transit Continue funding and resolution authority for one Senior Management Analyst I to assist in the administration of the Proposition A Local Transit Assistance Fund budget and personal services contracts. Funding is provided by the Proposition A Local Transit Assistance Fund. Related costs consist of employee benefits. <i>SG: \$124,435</i> <i>Related Costs: \$60,186</i>	124,435	-	184,621
81. External Affairs - Community Engagement Continue funding and resolution authority for one Supervising Transportation Planner I to provide transportation planning expertise for the Department's community engagement efforts. Funding is provided by the Measure R Local Return Fund. Related costs consist of employee benefits. <i>SG: \$130,401</i> <i>Related Costs: \$62,261</i>	130,401	-	192,662
82. Chief Technology Officer Continue funding and resolution authority for one Assistant General Manager Transportation to serve as the Department's Chief Technology Officer. Related costs consist of employee benefits. <i>SG: \$223,515</i> <i>Related Costs: \$94,656</i>	223,515	-	318,171
83. Accounting Support for Transportation Grants Continue funding and resolution authority for three positions consisting of one Principal Accountant II and two Senior Accountant IIs to provide accounting and financial management support for Transportation Grant Fund projects. Funding is provided by the Proposition C Anti-Gridlock Transit Improvement Fund. These positions will be fully reimbursed by various project grantors. Related costs consist of employee benefits. <i>SG: \$278,903</i> <i>Related Costs: \$147,715</i>	278,903	-	426,618

General Administration and Support

TOTAL General Administration and Support	<u>155,367</u>	<u>(2)</u>
2023-24 Program Budget	8,616,200	61
Changes in Salaries, Expense, Equipment, and Special	<u>155,367</u>	<u>(2)</u>
2024-25 PROGRAM BUDGET	<u>8,771,567</u>	<u>59</u>

**TRANSPORTATION
DETAIL OF CONTRACTUAL SERVICES ACCOUNT**

2022-23 Actual Expenditures	2023-24 Adopted Budget	2023-24 Estimated Expenditures	Program/Code/Description	2024-25 Contract Amount
Sustainable Transportation - AK9401				
\$ -	\$ 81,651	\$ -	1. State of California - fingerprinting services.....	\$ 31,651
202,151	210,000	210,000	2. Taxicab Ambulance Vehicle for Hire Information System.....	210,000
17,681	-	-	3. Vehicle rental.....	-
2,745	-	-	4. Mobile communication charges.....	-
-	-	511,000	5. Mobility data specification software licensing fees.....	-
<u>\$ 222,577</u>	<u>\$ 291,651</u>	<u>\$ 721,000</u>	Sustainable Transportation Total	<u>\$ 241,651</u>
Transportation Planning and Land Use - CA9402				
\$ -	\$ 10,000	\$ 10,000	6. Traffic counts for Congestion Management Plan.....	\$ 10,000
-	6,500	8,000	7. Photocopies and engineering plotter rental.....	-
312,400	-	-	8. Software and maintenance.....	6,500
-	-	1,600,000	9. Curb Asset Management System.....	-
-	-	500,000	10. Mobility Investment Program.....	-
-	-	375,000	11. Citywide Travel Demand Model and Mobility Investment.....	-
<u>\$ 312,400</u>	<u>\$ 16,500</u>	<u>\$ 2,493,000</u>	Transportation Planning and Land Use Total	<u>\$ 16,500</u>
Transportation Infrastructure and Project Delivery - CA9403				
\$ -	\$ 13,000	\$ 15,000	12. Photocopies and engineering plotter rental.....	\$ 13,000
<u>\$ -</u>	<u>\$ 13,000</u>	<u>\$ 15,000</u>	Transportation Infrastructure and Project Delivery Total	<u>\$ 13,000</u>
Parking Enforcement Services - CC9405				
\$ 1,743	\$ 12,500	\$ 12,000	13. Bicycle maintenance.....	\$ 12,500
635	35,000	47,000	14. Photocopiers.....	35,000
-	115,493	115,000	15. Vehicle maintenance.....	115,493
6,295	22,000	22,000	16. Software and maintenance.....	22,000
21,551	14,500	15,000	17. Landscape maintenance.....	14,500
277,288	3,200	39,000	18. Maintenance - Parking Enforcement parking structure.....	3,200
-	60,000	60,000	19. Maintenance - office.....	60,000
349	-	-	20. Ice machine and water service.....	-
-	-	-	21. Mobile equipment.....	31,920
<u>\$ 307,861</u>	<u>\$ 262,693</u>	<u>\$ 310,000</u>	Parking Enforcement Services Total	<u>\$ 294,613</u>
Parking Citation Processing Services - CC9406				
\$ 6,881,506	\$ 8,371,031	\$ 9,347,000	22. Processing of parking citations.....	\$ 12,700,031
3,764	101,500	101,000	23. Booting and license plate recognition services.....	101,500
-	3,000	3,000	24. Vehicle maintenance.....	3,000
-	14,000	19,000	25. Photocopiers.....	14,000
-	120,000	120,000	26. Merchant fees - parking citation credit card service charges.....	100,000
-	7,000	7,000	27. Software and maintenance.....	7,000
256,318	150,000	150,000	28. Security for adjudication offices.....	150,000
272,981	-	127,000	29. Alternatives to traffic enforcement study and outreach.....	-
<u>\$ 7,414,569</u>	<u>\$ 8,766,531</u>	<u>\$ 9,874,000</u>	Parking Citation Processing Services Total	<u>\$ 13,075,531</u>
Streets and Sign Management - CC9407				
\$ 4,236,969	\$ 5,936,972	\$ 5,937,000	30. Street resurfacing and slurry seal.....	\$ 5,936,972
1,411	2,500	2,000	31. Uniform services.....	2,500
-	1,000	1,000	32. Service - parts washer.....	1,000
-	7,000	7,000	33. Vehicle maintenance.....	7,000
51,894	16,500	22,000	34. Photocopies and engineering plotter rental.....	16,500
15,582	10,000	10,000	35. Hazardous waste disposal.....	10,000
522,754	-	-	36. Security services.....	-
69,213	-	-	37. Equipment rental.....	-
<u>\$ 4,897,823</u>	<u>\$ 5,973,972</u>	<u>\$ 5,979,000</u>	Streets and Sign Management Total	<u>\$ 5,973,972</u>
District Offices - CC9408				
\$ -	\$ 25,000	\$ 30,000	38. Photocopies and engineering plotter rental.....	\$ 25,000
<u>\$ -</u>	<u>\$ 25,000</u>	<u>\$ 30,000</u>	District Offices Total	<u>\$ 25,000</u>

**TRANSPORTATION
DETAIL OF CONTRACTUAL SERVICES ACCOUNT**

2022-23 Actual Expenditures	2023-24 Adopted Budget	2023-24 Estimated Expenditures	Program/Code/Description	2024-25 Contract Amount
Traffic Signals and Systems - CC9409				
\$ 30,106	\$ 46,354	\$ 46,000	39. Vehicle maintenance.....	\$ 46,354
53,274	40,000	53,000	40. Photocopies and engineering plotter rental.....	40,000
-	325,000	325,000	41. Automated Traffic Surveillance and Control support services.....	-
162	1,000	1,000	42. Pager services.....	1,000
15,020	20,000	20,000	43. Waste disposal.....	20,000
447	1,000	1,000	44. Railroad communications.....	1,000
-	3,000	3,000	45. Miscellaneous service.....	3,000
125,785	225,000	225,000	46. Conduit installation.....	225,000
58,164	50,000	50,000	47. Underground Service Alert.....	50,000
508,120	300,000	300,000	48. Traffic signal loop detector.....	300,000
123,817	175,000	175,000	49. Traffic signal construction with state, county, and bordering cities.....	125,000
2,937	-	-	50. Health and safety training.....	-
1,174	-	-	51. Facility lease.....	-
-	-	20,000	52. Leadership training.....	-
<u>\$ 919,006</u>	<u>\$ 1,186,354</u>	<u>\$ 1,219,000</u>	Traffic Signals and Systems Total	<u>\$ 811,354</u>
Public Transit Services - CD9412				
\$ -	\$ 600,000	\$ 300,000	53. Inside Safe charter bus services.....	\$ 300,000
488,278	-	-	54. Sign fabrication and installation services.....	-
<u>\$ 488,278</u>	<u>\$ 600,000</u>	<u>\$ 300,000</u>	Public Transit Services Total	<u>\$ 300,000</u>
Major Project Coordination - CC9413				
\$ -	\$ 6,500	\$ 8,000	55. Engineering plotters.....	\$ 6,500
<u>\$ -</u>	<u>\$ 6,500</u>	<u>\$ 8,000</u>	Major Project Coordination Total	<u>\$ 6,500</u>
Emergency Management and Special Events - CC9414				
\$ -	\$ 9,000	\$ 9,000	56. Photocopier.....	\$ 9,000
31,384	-	-	57. Equipment rental.....	-
<u>\$ -</u>	<u>\$ -</u>	<u>\$ 8,000</u>	58. Safety training.....	<u>\$ -</u>
<u>\$ 31,384</u>	<u>\$ 9,000</u>	<u>\$ 17,000</u>	Emergency Management and Special Events Total	<u>\$ 9,000</u>
Active Transportation - CC9416				
\$ 25,583	\$ 13,000	\$ 17,000	59. Photocopies and engineering plotter rental.....	\$ 13,000
-	-	89,000	60. Grant writing and application development.....	-
<u>\$ 25,583</u>	<u>\$ 13,000</u>	<u>\$ 106,000</u>	Active Transportation Total	<u>\$ 13,000</u>
Technology Support - CC9449				
\$ 236,947	\$ 37,577	\$ 37,000	61. Software maintenance and support.....	\$ 37,577
26,386	1,800	2,000	62. Photocopier.....	1,800
-	1,300	1,000	63. Off-site data storage.....	1,300
<u>\$ 263,333</u>	<u>\$ 40,677</u>	<u>\$ 40,000</u>	Technology Support Total	<u>\$ 40,677</u>

**TRANSPORTATION
DETAIL OF CONTRACTUAL SERVICES ACCOUNT**

2022-23 Actual Expenditures	2023-24 Adopted Budget	2023-24 Estimated Expenditures	Program/Code/Description	2024-25 Contract Amount
General Administration and Support - CC9450				
\$ -	\$ 5,000	\$ 5,000	64. Vehicle maintenance.....	\$ 5,000
130,963	39,600	211,000	65. Facilities.....	39,600
8,503	12,000	12,000	66. Public information services.....	12,000
-	800	1,000	67. Courier services.....	800
5,327	4,000	4,000	68. Photocopier.....	4,000
-	1,100	1,000	69. Records storage.....	1,100
5,138	10,000	10,000	70. Cable television services.....	10,000
31,908	30,000	30,000	71. Ice machine and water service.....	30,000
7,995	6,500	6,000	72. E-Fax services.....	6,500
195,624	117,147	410,000	73. Mobile communication charges.....	117,147
164,743	-	-	74. Merchant fees.....	-
393,667	-	1,200,000	75. Security services.....	-
1,550,648	-	-	76. Transportation technology consulting.....	-
<u>\$ 2,494,516</u>	<u>\$ 226,147</u>	<u>\$ 1,890,000</u>	General Administration and Support Total	<u>\$ 226,147</u>
<u>\$ 17,377,330</u>	<u>\$ 17,431,025</u>	<u>\$ 23,002,000</u>	TOTAL CONTRACTUAL SERVICES ACCOUNT	<u>\$ 21,046,945</u>

Transportation

Position Counts					2024-25 Salary Range and Annual Salary	
2023-24	Change	2024-25	Code	Title		
<u>GENERAL</u>						
<u>Regular Positions</u>						
2	-	2	1117-2	Executive Administrative Assistant II	3206(2)	(66,941 - 100,558)
1	-	1	1117-3	Executive Administrative Assistant III	3437(2)	(71,764 - 107,803)
1	-	1	1170	Payroll Supervisor	3634(2)	(75,877 - 114,004)
1	-	1	1201	Principal Clerk	2969(2)	(61,992 - 93,145)
12	(1)	11	1223	Accounting Clerk	2587(2)	(54,016 - 81,139)
39	1	40	1358	Administrative Clerk	1989(2)	(41,530 - 62,431)
26	(3)	23	1368	Senior Administrative Clerk	2451(2)	(51,176 - 76,880)
1	-	1	1431-3	Programmer/Analyst III	4005(2)	(83,624 - 125,614)
1	-	1	1431-4	Programmer/Analyst IV	4337(2)	(90,556 - 136,033)
34	-	34	1461-3	Communications Information Representative III	2638(2)	(55,081 - 82,747)
6	(3)	3	1467-2	Senior Communications Operator II	2986(2)	(62,347 - 93,667)
1	-	1	1470	Data Base Architect	5247(2)	(109,557 - 164,576)
9	(1)	8	1513	Accountant	2951(2)	(61,616 - 92,581)
1	-	1	1517-2	Auditor II	3547(2)	(74,061 - 111,269)
1	-	1	1523-1	Senior Accountant I	3426(2)	(71,534 - 107,490)
7	1	8	1523-2	Senior Accountant II	3712(2)	(77,506 - 116,468)
2	-	2	1525-2	Principal Accountant II	4504(2)	(94,043 - 141,274)
1	-	1	1530-2	Risk Manager II	5410(2)	(112,960 - 169,712)
6	(1)	5	1539	Management Assistant	2678(2)	(55,916 - 84,021)
1	-	1	1542	Project Assistant	2678(2)	(55,916 - 84,021)
1	(1)	-	1555-1	Fiscal Systems Specialist I	4714(2)	(98,428 - 147,872)
2	-	2	1555-2	Fiscal Systems Specialist II	5508(2)	(115,007 - 172,719)
1	-	1	1593-4	Departmental Chief Accountant IV	6502(2)	(135,761 - 203,955)
8	(1)	7	1596	Systems Analyst	3762(2)	(78,550 - 117,992)
3	(1)	2	1597-1	Senior Systems Analyst I	4451(2)	(92,936 - 139,624)
3	-	3	1597-2	Senior Systems Analyst II	5508(2)	(115,007 - 172,719)
2	-	2	1670-2	Graphics Designer II	3101(2)	(64,748 - 97,321)
1	1	2	1702-1	Emergency Management Coordinator I	4440(2)	(92,707 - 139,290)
1	-	1	1727	Safety Engineer	4671(2)	(97,530 - 146,494)
1	-	1	1779-1	Data Analyst I	3764(2)	(78,592 - 118,076)
1	-	1	1800-2	Public Information Director II	5386(2)	(112,459 - 168,940)
1	(1)	-	1832-1	Warehouse and Toolroom Worker I	2099(2)	(43,827 - 65,813)
2	-	2	1835-2	Storekeeper II	2451(2)	(51,176 - 76,880)
1	-	1	1837	Senior Storekeeper	3019(2)	(63,036 - 94,690)
4	-	4	2480-1	Transportation Planning Associate I	3383(2)	(70,637 - 106,091)

Transportation

Position Counts					2024-25 Salary Range and Annual Salary	
2023-24	Change	2024-25	Code	Title		
<u>GENERAL</u>						
<u>Regular Positions</u>						
35	-	35	2480-2	Transportation Planning Associate II	4069(6)	(84,960 - 127,660)
11	-	11	2481-1	Supervising Transportation Planner I	4940(2)	(103,147 - 154,929)
6	-	6	2481-2	Supervising Transportation Planner II	5798(2)	(121,062 - 181,843)
30	-	30	3112	Maintenance Laborer	1979(2)	(41,321 - 62,076)
613	(57)	556	3214-2	Traffic Officer II	2416(2)	(50,446 - 75,794)
69	(4)	65	3218-1	Senior Traffic Supervisor I	2794(2)	(58,338 - 87,633)
14	-	14	3218-2	Senior Traffic Supervisor II	3134(2)	(65,437 - 98,303)
5	-	5	3218-3	Senior Traffic Supervisor III	3712(2)	(77,506 - 116,468)
1	-	1	3419	Sign Shop Supervisor		(105,089)
35	-	35	3421-1	Traffic Painter and Sign Poster I	2403(2)	(50,174 - 75,376)
18	5	23	3421-2	Traffic Painter and Sign Poster II	2535(2)	(52,930 - 79,511)
8	6	14	3421-3	Traffic Painter and Sign Poster III	2676(2)	(55,874 - 83,958)
1	-	1	3423	Painter		(93,730)
1	1	2	3428	Sign Painter		(93,730)
6	1	7	3430-1	Traffic Marking and Sign Superintendent I	3002(2)	(62,681 - 94,189)
2	1	3	3430-2	Traffic Marking and Sign Superintendent II	3590(2)	(74,959 - 112,605)
1	-	1	3430-3	Traffic Marking and Sign Superintendent III	4122(2)	(86,067 - 129,288)
1	-	1	3718	General Automotive Supervisor		(138,789)
3	-	3	3734-1	Equipment Specialist I	3440(2)	(71,827 - 107,928)
1	-	1	3734-2	Equipment Specialist II	3816(2)	(79,678 - 119,684)
22	(7)	15	3738	Parking Meter Technician	2500(2)	(52,200 - 78,383)
1	-	1	3746	Equipment Repair Supervisor		(110,601)
4	-	4	3757-1	Parking Meter Technician Supervisor I	2794(2)	(58,338 - 87,633)
1	-	1	3757-2	Parking Meter Technician Supervisor II	3016(2)	(62,974 - 94,607)
2	-	2	3771	Mechanical Helper	2209(2)	(46,123 - 69,300)
4	-	4	3773	Mechanical Repairer		(98,031)
8	-	8	3799	Electrical Craft Helper		(72,182)
14	(1)	13	3818	Assistant Signal Systems Electrician		(85,775)
55	-	55	3819	Signal Systems Electrician		(105,819)
1	-	1	3832	Signal Systems Superintendent	4995(2)	(104,295 - 156,683)
7	-	7	3839-1	Signal Systems Supervisor I		(121,542)
3	-	3	3839-2	Signal Systems Supervisor II		(128,725)
9	-	9	4271	Transportation Investigator	3631(2)	(75,815 - 113,900)
5	-	5	4273	Senior Transportation Investigator	4039(2)	(84,334 - 126,678)

Transportation

Position Counts						
2023-24	Change	2024-25	Code	Title	2024-25 Salary Range and Annual Salary	
<u>GENERAL</u>						
<u>Regular Positions</u>						
1	-	1	4275	Chief Transportation Investigator	5001(2)	(104,420 - 156,850)
2	-	2	7207	Senior Civil Engineering Drafting Technician	3101(2)	(64,748 - 97,321)
3	(1)	2	7213	Geographic Information Systems Specialist	3835(2)	(80,074 - 120,310)
7	2	9	7232	Civil Engineering Drafting Technician	2783(2)	(58,109 - 87,320)
27	2	29	7278	Transportation Engineer	4734(2)	(98,845 - 148,498)
56	1	57	7280-2	Transportation Engineering Associate II	3916(6)	(81,766 - 122,774)
43	1	44	7280-3	Transportation Engineering Associate III	4356(2)	(90,953 - 136,638)
1	-	1	7280-4	Transportation Engineering Associate IV	4734(2)	(98,845 - 148,498)
18	-	18	7285-1	Transportation Engineering Aide I	2867(2)	(59,862 - 89,930)
5	-	5	7285-2	Transportation Engineering Aide II	3212(2)	(67,066 - 100,766)
1	-	1	8870	Taxicab Administrator	5371(2)	(112,146 - 168,459)
2	-	2	9025-2	Parking Enforcement Manager II	5481(2)	(114,443 - 171,946)
1	-	1	9134	Principal Project Coordinator	5135(2)	(107,218 - 161,047)
10	(1)	9	9135	Administrative Hearing Examiner	3194(2)	(66,690 - 100,182)
15	(2)	13	9171-1	Senior Management Analyst I	4629(2)	(96,653 - 145,199)
5	-	5	9171-2	Senior Management Analyst II	5732(2)	(119,684 - 179,776)
1	-	1	9180	Chief of Parking Enforcement Operations	6502(2)	(135,761 - 203,955)
3	(1)	2	9182	Chief Management Analyst	6502(2)	(135,761 - 203,955)
31	(3)	28	9184	Management Analyst	3762(2)	(78,550 - 117,992)
1	-	1	9200	Chief of Transit Programs	6502(2)	(135,761 - 203,955)
1	-	1	9256	General Manager Department of Transportation		(295,326)
13	-	13	9262	Senior Transportation Engineer	5567(2)	(116,238 - 174,619)
4	-	4	9263	Assistant General Manager Transportation	7445(2)	(155,451 - 233,501)
7	-	7	9266	Principal Transportation Engineer	6502(2)	(135,761 - 203,955)
1	-	1	9375	Director of Systems	6502(2)	(135,761 - 203,955)
1,441	(67)	1,374				
<u>Commissioner Positions</u>						
12	-	12	0101-2	Commissioner		\$50/mtg
12	-	12				

AS NEEDED

To be Employed As Needed in Such Numbers as Required

Transportation

Position Counts			Code	Title	2024-25 Salary Range and Annual Salary	
2023-24	Change	2024-25				
<u>AS NEEDED</u>						
<u>To be Employed As Needed in Such Numbers as Required</u>						
			0102	Commission Hearing Examiner	\$900/day	
			1113	Community and Administrative Support Worker II	\$17.88/hr	
			1114	Community and Administrative Support Worker III	\$22.28/hr	
			1223	Accounting Clerk	2587(2)	(54,016 - 81,139)
			1502	Student Professional Worker	1471(7)	(30,714 - 46,165)
			1542	Project Assistant	2678(2)	(55,916 - 84,021)
			3112	Maintenance Laborer	1979(2)	(41,321 - 62,076)
			3180	Crossing Guard	\$22.66/hr	
			3214-1	Traffic Officer I	1850(8)	(38,628 - 58,004)
			3818	Assistant Signal Systems Electrician		(85,775)
			3819	Signal Systems Electrician		(105,819)
			7203-1	Student Engineer I	1630(7)	(34,034 - 51,135)
			7203-2	Student Engineer II	1718(7)	(35,871 - 53,912)
			7203-3	Student Engineer III	1822(7)	(38,043 - 57,148)
			7203-4	Student Engineer IV	2584(7)	(53,953 - 81,077)
			9135	Administrative Hearing Examiner	3194(2)	(66,690 - 100,182)

HIRING HALL

Hiring Hall to be Employed As Needed in Such Numbers as Required

0862	Electrical Craft Helper - Hiring Hall	\$41.59/hr
------	---------------------------------------	------------

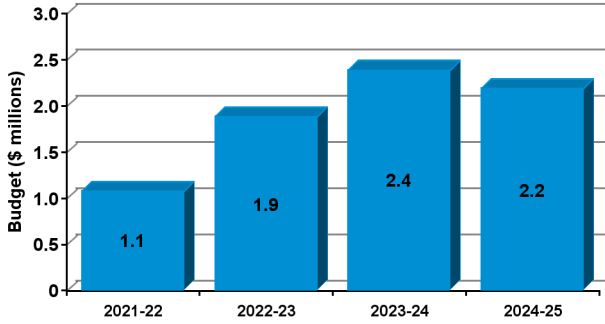
	Regular Positions	Commissioner Positions
Total	1,374	12

YOUTH DEVELOPMENT

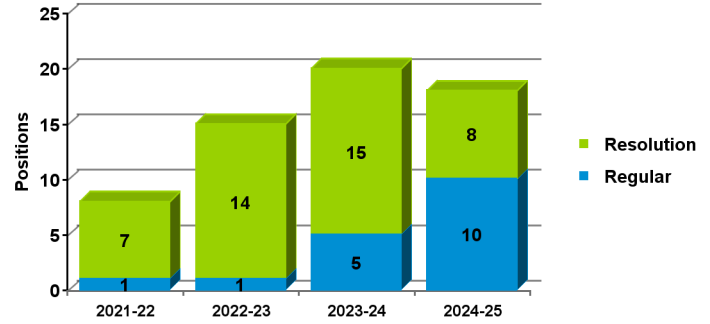
2024-25 Proposed Budget

FIVE-YEAR HISTORY OF BUDGET AND POSITION AUTHORITIES

FIVE-YEAR BUDGET HISTORY



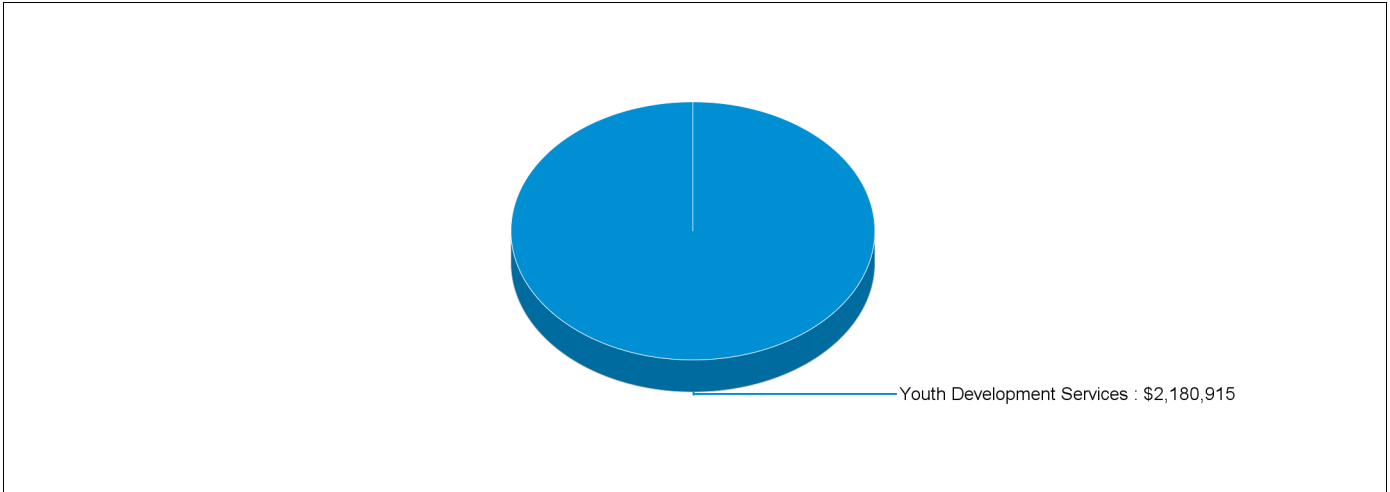
FIVE-YEAR POSITION AUTHORITY HISTORY



SUMMARY OF 2024-25 PROPOSED BUDGET CHANGES

	Total Budget			General Fund			Special Fund		
		Regular	Resolution		Regular	Resolution		Regular	Resolution
2023-24 Adopted	\$2,379,659	5	15	\$2,379,659 100.0%	5	15	-	-	-
2024-25 Proposed	\$2,180,915	10	8	\$2,180,915 100.0%	10	8	-	-	-
Change from Prior Year	(\$198,744)	5	(7)	(\$198,744)	5	(7)	-	-	-

2024-25 FUNDING DISTRIBUTION BY PROGRAM



MAIN BUDGET ITEMS

	Funding	Positions
* Evaluation, Data and Project Management	\$223,917	-
* Young Ambassador Program	\$107,488	-
* Program Support	\$538,520	4
* Youth Protection	\$348,212	-

Recapitulation of Changes

	Adopted Budget 2023-24	Total Budget Changes	Total Budget 2024-25
EXPENDITURES AND APPROPRIATIONS			
Salaries			
Salaries General	1,847,226	18,335	1,865,561
Salaries, As-Needed	86,433	(7,067)	79,366
Total Salaries	1,933,659	11,268	1,944,927
Expense			
Printing and Binding	10,000	(2,500)	7,500
Contractual Services	320,000	(207,512)	112,488
Office and Administrative	25,000	-	25,000
Operating Supplies	1,000	-	1,000
Total Expense	356,000	(210,012)	145,988
Special			
Youth Council Stipends	90,000	-	90,000
Total Special	90,000	-	90,000
Total Youth Development	2,379,659	(198,744)	2,180,915
	Adopted Budget 2023-24	Total Budget Changes	Total Budget 2024-25

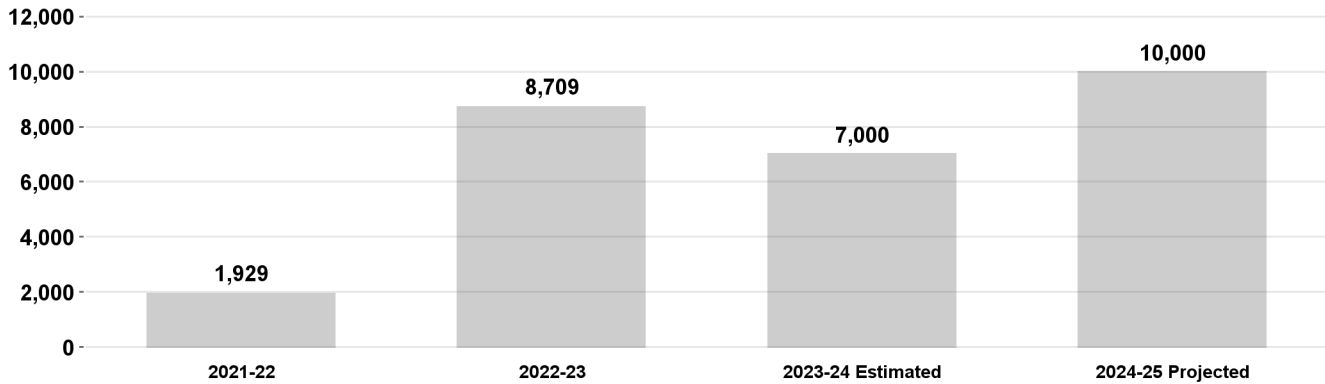
SOURCES OF FUNDS

General Fund	2,379,659	(198,744)	2,180,915
Total Funds	2,379,659	(198,744)	2,180,915
Percentage Change			(8.35)%
Positions	5	5	10

Youth Development Services

This program serves as the central information center for the public to access youth services in the City of Los Angeles; coordinates the implementation of the Citywide three-year Youth Development Strategic Plan to provide a roadmap for long-term youth program planning and youth protection in the City in coordination with City departments, regional agencies, and other providers of youth services; evaluates youth programs to ensure efficient use of City resources to ensure the greatest return on investments; and supports the Olivia E. Mitchell L.A. Youth Council.

Number of Constituents Receiving Youth Information



Program Changes	Direct Cost	Positions	Total Cost
Changes in Salaries, Expense, Equipment, and Special			
Obligatory Changes			
1. 2023-24 Employee Compensation Adjustment Related costs consist of employee benefits. SG: \$70,510 Related Costs: \$24,579	70,510	-	95,089
2. 2024-25 Employee Compensation Adjustment Related costs consist of employee benefits. SG: \$42,312 Related Costs: \$14,750	42,312	-	57,062
3. Change in Number of Working Days Increase funding to reflect one additional working day. There will be 261 working days in 2024-25. Related costs consist of employee benefits. SG: \$2,303 Related Costs: \$803	2,303	-	3,106
4. Salary Step and Turnover Effect Related costs consist of employee benefits. SG: \$31,919 Related Costs: \$11,127	31,919	-	43,046

Youth Development Services

Program Changes	Direct Cost	Positions	Total Cost
Changes in Salaries, Expense, Equipment, and Special			
Deletion of One-Time Services			
5. Deletion of One-Time Expense Funding Delete one-time Salaries, As-Needed and expense funding. <i>SAN: (\$86,433) EX: (\$315,000)</i>	(401,433)	-	(401,433)
6. Deletion of One-Time Special Funding Delete one-time Youth Council Stipends Account funding. <i>SP: (\$90,000)</i>	(90,000)	-	(90,000)
7. Deletion of Funding for Resolution Authorities Delete funding for 15 resolution authority positions. Resolution authorities are reviewed annually and continued only if sufficient funding is available to maintain the current service level. Related costs consist of employee benefits. Five positions are continued as regular positions: Management and Administration (One position) Program Support (Four positions) Eight positions are continued: Community Engagement (Two positions) Evaluation, Data and Project Management (Two positions) Youth Protection (Four positions) Two vacant positions are not continued as a result of the elimination of vacant positions: Evaluation, Data and Project Management (One position) Program Support (One position) <i>SG: (\$1,280,242)</i> <i>Related Costs: (\$207,080)</i>	(1,280,242)	-	(1,487,322)
Continuation of Services			
8. Management and Administration Continue funding and add regular authority for one Management Analyst to provide management and administrative support to the Department. Continue funding in the Salaries, As-Needed Account to support the creation of social media content. Related costs consist of employee benefits. <i>SG: \$90,398 SAN: \$22,280</i> <i>Related Costs: \$48,344</i>	112,678	1	161,022

Youth Development Services

Program Changes	Direct Cost	Positions	Total Cost
Changes in Salaries, Expense, Equipment, and Special			
Continuation of Services			
9. Community Engagement Continue funding and resolution authority for two positions consisting of one Communications Information Representative II and one Community Services Representative to respond to inquiries from the public and to support the Olivia E. Mitchell L.A. City Youth Council. Related costs consist of employee benefits. <i>SG: \$97,572</i> <i>Related Costs: \$67,735</i>	97,572	-	165,307
10. Evaluation, Data and Project Management Continue funding and resolution authority for two positions consisting of one Senior Management Analyst I and one Data Analyst I to oversee implementation of the Citywide Youth Development Strategic Plan and to analyze youth development related data from City departments and other agencies. One vacant Administrative Clerk is not continued. Related costs consist of employee benefits. <i>SG: \$223,917</i> <i>Related Costs: \$111,691</i>	223,917	-	335,608
11. Young Ambassador Program Continue one-time funding in the Contractual Services Account for the Young Ambassador program. <i>EX: \$107,488</i>	107,488	-	107,488
12. Program Support Continue funding and add regular authority for four positions consisting of one Community Affairs Advocate, two Management Analysts, and one Human Relations Advocate to provide program support to the Department. One vacant Management Analyst is not continued. Continue funding in the Salaries, As-Needed Account to provide support for the Olivia E. Mitchell L.A. City Youth Council, the coordination of youth programs across City departments, and youth community engagement activities. Continue funding in the Youth Council Stipends Account to provide educational stipends to Youth Council members. Related costs consist of employee benefits. <i>SG: \$391,434 SAN: \$57,086 SP: \$90,000</i> <i>Related Costs: \$203,760</i>	538,520	4	742,280

Youth Development Services

Program Changes	Direct Cost	Positions	Total Cost
Changes in Salaries, Expense, Equipment, and Special			
Continuation of Services			
13. Youth Protection Continue funding and resolution authority for four positions consisting of one Senior Management Analyst I, two Management Analysts, and one Administrative Clerk to support the youth protection system. Related costs consist of employee benefits. <i>SG: \$348,212</i> <i>Related Costs: \$188,723</i>	348,212	-	536,935
Efficiencies to Services			
14. Expense Account Reduction Reduce one-time funding in the Printing and Binding Account to reflect anticipated expenditures, which include savings achieved due to Departmental efficiencies and expenditure reductions. <i>EX: (\$2,500)</i>	(2,500)	-	(2,500)
TOTAL Youth Development Services	(198,744)	5	
2023-24 Program Budget	2,379,659	5	
Changes in Salaries, Expense, Equipment, and Special	(198,744)	5	
2024-25 PROGRAM BUDGET	2,180,915	10	

2024-25 Detail of Contractual Services Account

2022-23 Actual Expenditures	2023-24 Adopted Budget	2023-24 Estimated Expenditures	Program/Code/Description	2024-25 Contract Amount
Youth Development - EG1901				
\$ 683	\$ 5,000	\$ 5,000	1. Photocopier maintenance and lease.....	\$ 5,000
44,689	-	91,000	2. Community engagement consultant.....	-
125,000	-	-	3. Training: Youth Council.....	-
-	-	75,000	4. Youth programming auditing.....	-
-	-	75,000	5. Central information center (digital platform).....	-
-	25,000	20,000	6. Translation services.....	-
7,906	40,000	32,000	7. Information technology support.....	-
13,987	-	35,000	8. Youth protection system.....	-
150,000	150,000	150,000	9. Young Ambassadors Program.....	107,488
300,000	-	-	10. Strategic plan.....	-
-	-	457,000	11. CA4All Youth Jobs Corps evaluation.....	-
-	25,000	25,000	12. Positive youth development training.....	-
-	75,000	25,000	13. Financial management training.....	-
\$ 642,265	\$ 320,000	\$ 990,000	Youth Development Total	\$ 112,488
\$ 642,265	\$ 320,000	\$ 990,000	TOTAL CONTRACTUAL SERVICES ACCOUNT	\$ 112,488

Youth Development

Position Counts

2023-24	Change	2024-25	Code	Title	2024-25 Salary Range and Annual Salary	
<u>GENERAL</u>						
<u>Regular Positions</u>						
1	-	1	1358	Administrative Clerk	1989(2)	(41,530 - 62,431)
1	-	1	1786	Principal Public Relations Representative	3651(2)	(76,232 - 114,547)
-	1	1	2496	Community Affairs Advocate	5410(2)	(112,960 - 169,712)
1	-	1	9171-1	Senior Management Analyst I	4629(2)	(96,653 - 145,199)
1	3	4	9184	Management Analyst	3762(2)	(78,550 - 117,992)
-	1	1	9207	Human Relations Advocate	3619(2)	(75,564 - 113,524)
1	-	1	9226	Executive Director, Youth Development Department		(240,621)
<u>5</u>	<u>5</u>	<u>10</u>				

AS NEEDED

To be Employed As Needed in Such Numbers as Required

1114	Community and Administrative Support Worker III	\$22.28/hr
------	---	------------

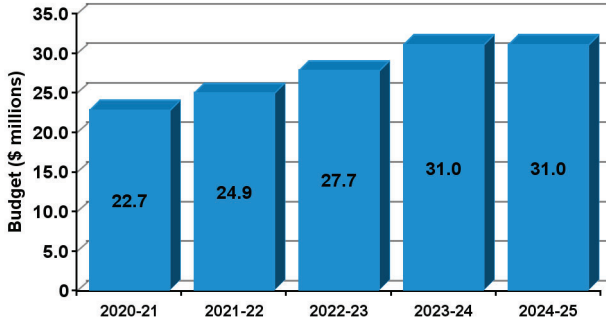
	<u>Regular Positions</u>
Total	<u>10</u>

ZOO

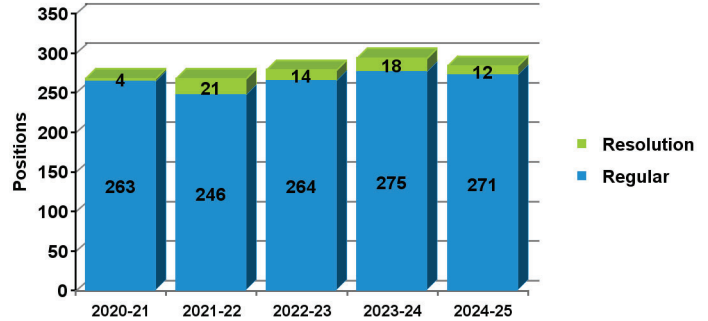
2024-25 Proposed Budget

FIVE-YEAR HISTORY OF BUDGET AND POSITION AUTHORITIES

FIVE-YEAR BUDGET HISTORY



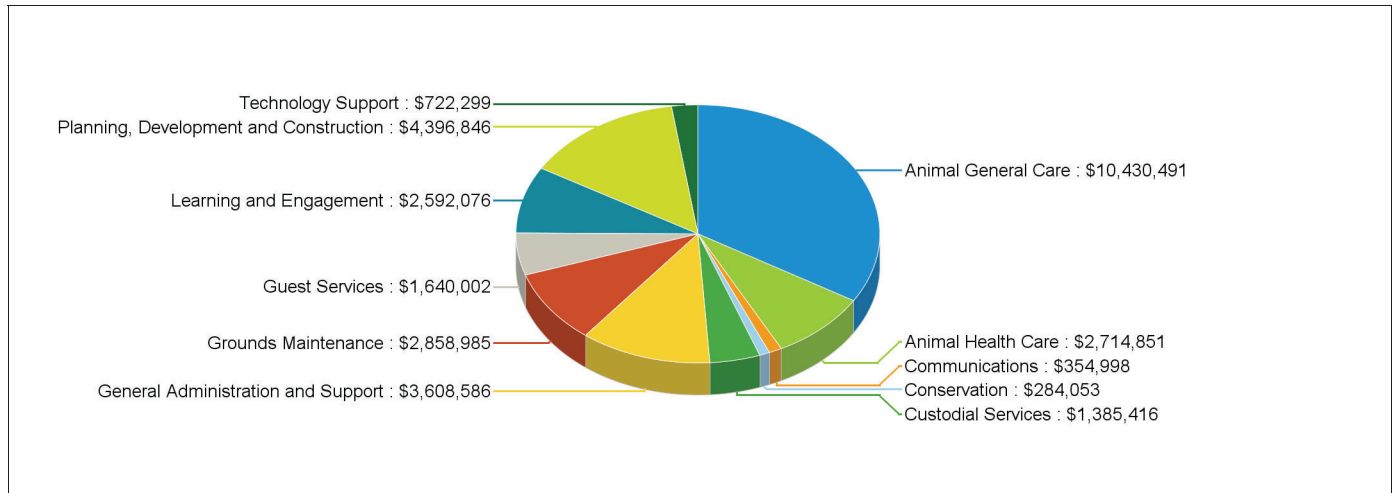
FIVE-YEAR POSITION AUTHORITY HISTORY



SUMMARY OF 2024-25 PROPOSED BUDGET CHANGES

	Total Budget			General Fund				Special Fund		
		Regular	Resolution		Regular	Resolution		Regular	Resolution	
2023-24 Adopted	\$31,015,509	275	18	-	-	-	\$31,015,509 100.0%	275	18	
2024-25 Proposed	\$30,988,603	271	12	-	-	-	\$30,988,603 100.0%	271	12	
Change from Prior Year	(\$26,906)	(4)	(6)	-	-	-	(\$26,906)	(4)	(6)	

2024-25 FUNDING DISTRIBUTION BY PROGRAM



MAIN BUDGET ITEMS

	Funding	Positions
* Transition Support	\$331,239	-
* Koala and Rhinoceros Nutrition	\$120,000	-
* Supervisory Staff Support	\$117,843	1

Recapitulation of Changes

	Adopted Budget 2023-24	Total Budget Changes	Total Budget 2024-25
EXPENDITURES AND APPROPRIATIONS			
Salaries			
Salaries General	22,520,250	104,076	22,624,326
Salaries, As-Needed	2,441,287	(58,932)	2,382,355
Overtime General	201,164	-	201,164
Hiring Hall Salaries	800,000	(425,000)	375,000
Benefits Hiring Hall	60,000	100,000	160,000
Total Salaries	26,022,701	(279,856)	25,742,845
Expense			
Printing and Binding	93,000	(50,000)	43,000
Contractual Services	1,119,100	177,950	1,297,050
Field Equipment Expense	20,000	-	20,000
Maintenance Materials, Supplies and Services	1,137,199	125,000	1,262,199
Uniforms	5,001	-	5,001
Veterinary Supplies & Expense	480,000	(75,000)	405,000
Animal Food/Feed and Grain	1,394,648	100,000	1,494,648
Office and Administrative	568,860	(25,000)	543,860
Operating Supplies	175,000	-	175,000
Total Expense	4,992,808	252,950	5,245,758
Total Zoo	31,015,509	(26,906)	30,988,603

	Adopted Budget 2023-24	Total Budget Changes	Total Budget 2024-25
--	------------------------------	----------------------------	----------------------------

SOURCES OF FUNDS

Zoo Enterprise Trust Fund (Sch. 44)	31,015,509	(26,906)	30,988,603
Total Funds	31,015,509	(26,906)	30,988,603
Percentage Change			(0.09)%
Positions	275	(4)	271

Changes Applicable to Various Programs

The following changes involve two or more budgetary programs. These changes are explained below and apportioned as single entries in the affected programs. Single-program changes are shown only in the programs involved.

Program Changes	Direct Cost	Positions	Total Cost
Changes in Salaries, Expense, Equipment, and Special Obligatory Changes			
1. 2023-24 Employee Compensation Adjustment Related costs consist of employee benefits. <i>SG: \$777,648</i> <i>Related Costs: \$271,084</i>	777,648	-	1,048,732
2. 2024-25 Employee Compensation Adjustment Related costs consist of employee benefits. <i>SG: \$493,691</i> <i>Related Costs: \$172,101</i>	493,691	-	665,792
3. Change in Number of Working Days Increase funding to reflect one additional working day. There will be 261 working days in 2024-25. Related costs consist of employee benefits. <i>SG: \$82,758</i> <i>Related Costs: \$28,809</i>	82,758	-	111,567
4. Full Funding for Partially Financed Positions Related costs consist of employee benefits. <i>SG: \$170,917</i> <i>Related Costs: \$59,496</i>	170,917	-	230,413
5. Salary Step and Turnover Effect Related costs consist of employee benefits. <i>SG: (\$43,221)</i> <i>Related Costs: (\$15,044)</i>	(43,221)	-	(58,265)

Program Changes	Direct Cost	Positions	Total Cost
Changes in Salaries, Expense, Equipment, and Special			
Deletion of One-Time Services			
6. Deletion of One-Time Expense Funding Delete one-time Salaries, As-Needed, Hiring Hall Salaries, and expense funding. <i>SAN: (\$111,142) SHH: (\$650,000) EX: (\$251,250)</i>	(1,012,392)	-	(1,012,392)
7. Deletion of Funding for Resolution Authorities Delete funding for 18 resolution authority positions. Resolution authorities are reviewed annually and continued only if sufficient funding is available to maintain the current service level. Related costs consist of employee benefits. 15 positions are continued as regular positions: Animal Keeper Staff Support (Eight positions) Grounds Maintenance Staff Support (Two positions) Custodial Staff Support (Two positions) Program Staff Support (One position) Maintenance and Capital Repair Staff Support (One position) Administrative Staff Support (One position) Three positions are continued: Behavioral Enrichment Program (One position) Conservation and Stewardship Program Support (Two positions) <i>SG: (\$1,032,098)</i> <i>Related Costs: (\$637,585)</i>	(1,032,098)	-	(1,669,683)
8. Deletion of One-Time Salary Funding Delete one-time Salaries General funding. <i>SG: (\$884,939)</i>	(884,939)	-	(884,939)
Continuation of Services			
9. County Measure A Grant Continue one-time funding in the Salaries, As-Needed (\$8,940), Contractual Services (\$244,200), and Printing and Binding (\$20,000) accounts to support the Measure A Recreation Access Grant Program. All costs will be fully reimbursed by the County of Los Angeles. <i>SAN: \$8,940 EX: \$264,200</i>	273,140	-	273,140
Restoration of Services			
10. Restoration of One-Time Expense Funding Restore funding in the Salaries, As-Needed Account that was reduced on a one-time basis in the 2023-24 Budget. <i>SAN: \$200,000</i>	200,000	-	200,000

Program Changes	Direct Cost	Positions	Total Cost
Changes in Salaries, Expense, Equipment, and Special			
New Services			
11. Transition Support Add funding and resolution authority for one Public Information Director I and add two-months funding and resolution authority for five positions consisting of one Public Information Director II, one Principal Public Relations Representative, one Systems Administrator I, one Programmer/Analyst I, and one Principal Accountant I, subject to pay grade determination by the Office of the City Administrative Officer, Employee Relations Division, to support the transition of marketing, website, and concessions contract management functions to the Zoo. Add one-time funding in the Contractual Services Account. Funding is provided by the Zoo Enterprise Trust Fund. Related costs consist of employee benefits. <i>SG: \$231,239 EX: \$100,000</i> <i>Related Costs: \$181,819</i>	331,239	-	513,058
Efficiencies to Services			
12. Expense Account Reduction Reduce funding in the amount of \$66,730 in the Salaries, As-Needed Account and reduce one-time funding in the amount of \$275,000 in the Contractual Services (\$25,000), Animal Food/Feed and Grain (\$100,000), Office and Administrative (\$25,000), Printing and Binding (\$50,000), and Veterinary Supplies and Expense (\$75,000) accounts to reflect anticipated expenditures, which include savings achieved due to Departmental efficiencies and expenditure reductions. Funding was provided by the Zoo Enterprise Trust Fund. <i>SAN: (\$66,730) EX: (\$275,000)</i>	(341,730)	-	(341,730)
13. Elimination of Vacant Positions Delete funding and regular authority for 21 positions as a result of the elimination of vacant positions. Funding was provided by the Zoo Enterprise Trust Fund. Related costs consist of employee benefits. <i>SG: (\$1,317,122)</i> <i>Related Costs: (\$813,021)</i>	(1,317,122)	(21)	(2,130,143)
Other Changes or Adjustments			
14. Nutrition Center Staff Support Add funding and regular authority for one Animal Keeper to support the Nutrition Center. Delete funding and regular authority for one vacant Custodian. The salary cost difference will be absorbed by the Department.	-	-	-
TOTAL CHANGES APPLICABLE TO VARIOUS PROGRAMS	(2,302,109)	(21)	

Animal General Care

This program provides for the daily care of the Zoo's animals by planning, purchasing, preparing, and distributing the animals' daily meals; cleaning and maintaining animal exhibits; observing of animals' behavior and recording in daily logs; managing animal records permits; sharing animal behavior information with other zoos; and coordinating behavioral enrichment programs for the animals. In addition, staff participate in the Association of Zoos and Aquariums wildlife conservation programs, conduct research, and use the information to better manage the captive population.

Number of Welfare Evaluations Completed (per month)

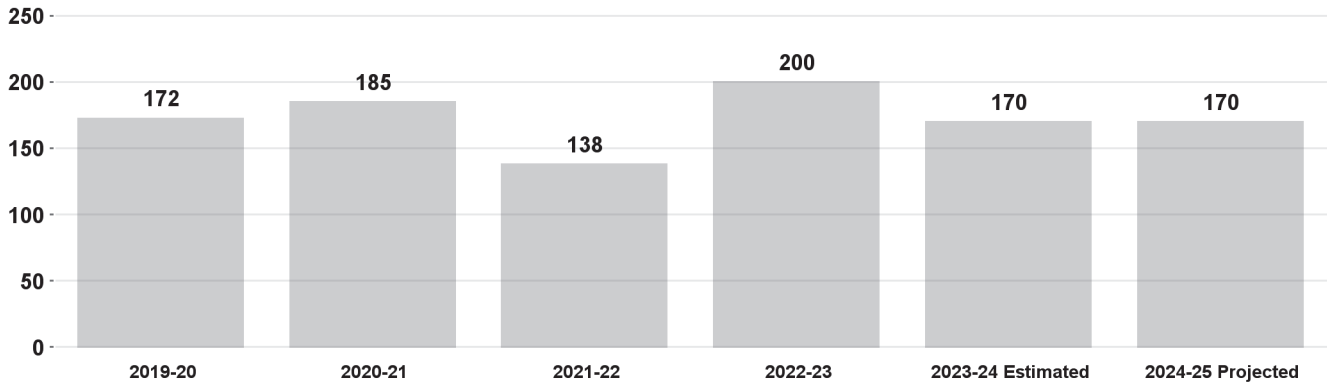


Program Changes	Direct Cost	Positions	Total Cost
Changes in Salaries, Expense, Equipment, and Special			
Apportionment of Changes Applicable to Various Programs	(616,694)	(7)	(930,485)
Related costs consist of employee benefits. SG: (\$549,964) SAN: \$33,270 EX: (\$100,000) Related Costs: (\$313,791)			
Continuation of Services			
15. Animal Keeper Staff Support	538,253	8	860,672
Continue funding and add regular authority for eight positions consisting of seven Animal Keepers and one Senior Animal Keeper to maintain animal care staffing levels. Funding is provided by the Zoo Enterprise Trust Fund. Related costs consist of employee benefits. SG: \$538,253 Related Costs: \$322,419			
16. Behavioral Enrichment Program	68,646	-	109,423
Continue funding and resolution authority for one Animal Keeper to coordinate and support the Behavioral Enrichment Program. This position will be fully reimbursed by the Greater Los Angeles Zoo Association. Related costs consist of employee benefits. SG: \$68,646 Related Costs: \$40,777			
TOTAL Animal General Care	(9,795)	1	
2023-24 Program Budget	10,440,286	114	
Changes in Salaries, Expense, Equipment, and Special	(9,795)	1	
2024-25 PROGRAM BUDGET	10,430,491	115	

Animal Health Care

This program provides veterinary care and health care management for the Zoo's animal collection by performing diagnostic tests, preventative health care, and surgical procedures; maintains animal health records and manages the animal quarantine facility. In addition, staff supports the Association of Zoos and Aquariums wildlife conservation programs by performing the quarantine procedures necessary to conduct animal transactions.

Number of Animal Preventative Health Exams Conducted

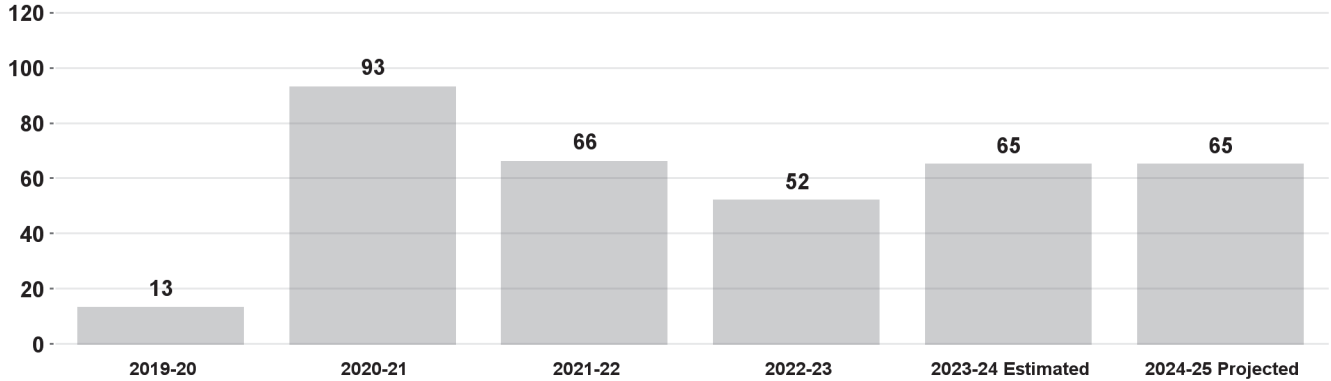


Program Changes	Direct Cost	Positions	Total Cost
Changes in Salaries, Expense, Equipment, and Special			
Apportionment of Changes Applicable to Various Programs	(202,877)	(1)	(240,711)
Related costs consist of employee benefits. SG: (\$127,877) EX: (\$75,000) Related Costs: (\$37,834)			
Continuation of Services			
17. Animal Feed and Grain Support	80,000	-	80,000
Add one-time funding in the Animal Food/Feed and Grain Account to cover increased costs of animal food. Funding is provided by the Zoo Enterprise Trust Fund. EX: \$80,000			
Increased Services			
18. Koala and Rhinoceros Nutrition	120,000	-	120,000
Add one-time funding in the Animal Food/Feed and Grain Account to meet the dietary needs of koalas and rhinoceroses. Funding is provided by the Zoo Enterprise Trust Fund. EX: \$120,000			
TOTAL Animal Health Care	(2,877)	(1)	
2023-24 Program Budget	2,717,728	18	
Changes in Salaries, Expense, Equipment, and Special	(2,877)	(1)	
2024-25 PROGRAM BUDGET	2,714,851	17	

Guest Services

This program manages general admissions operations and reservations for programs and classes through onsite and online sales; facilitates the preferred parking program as well as guest relations.

Percent of Ticket Sale Transactions Conducted Online

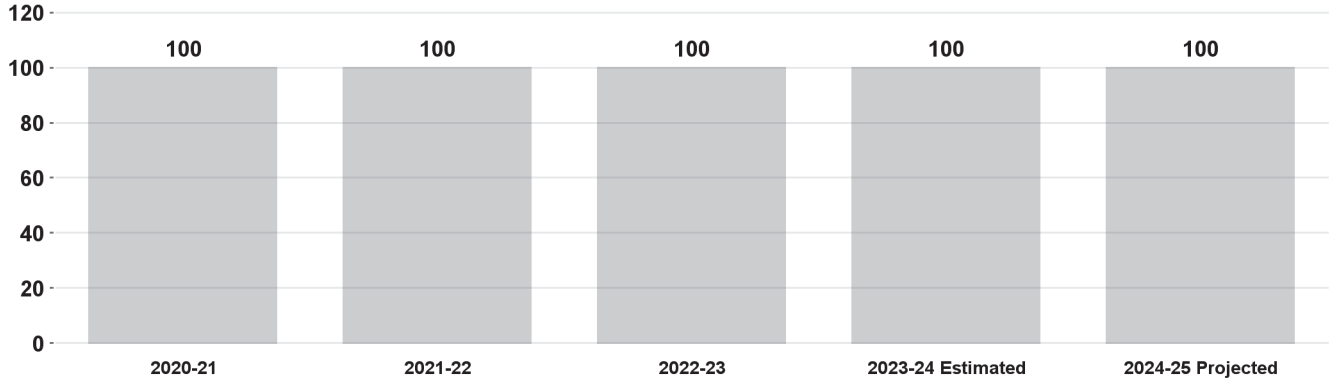


Program Changes	Direct Cost	Positions	Total Cost
Changes in Salaries, Expense, Equipment, and Special			
Apportionment of Changes Applicable to Various Programs	(81,124)	(1)	(110,364)
Related costs consist of employee benefits.			
SG: (\$65,064) SAN: \$8,940 EX: (\$25,000)			
Related Costs: (\$29,240)			
Increased Services			
19. Guest Services Staff Support	98,913	-	184,010
Add nine-months funding and resolution authority for three Park Services Attendant IIs to support the Guest Services Division. Funding is provided by the Zoo Enterprise Trust Fund. Related costs consist of employee benefits.			
SG: \$98,913			
Related Costs: \$85,097			
TOTAL Guest Services	17,789	(1)	
2023-24 Program Budget	1,622,213	14	
Changes in Salaries, Expense, Equipment, and Special	17,789	(1)	
2024-25 PROGRAM BUDGET	1,640,002	13	

Grounds Maintenance

This program provides landscape maintenance and coordinates brush clearance removal and tree trimming.

Percent of Zoo in Compliance with Brush Clearance Ordinance




Program Changes	Direct Cost	Positions	Total Cost
Changes in Salaries, Expense, Equipment, and Special			
Apportionment of Changes Applicable to Various Programs	(352,327)	(3)	(516,386)
Related costs consist of employee benefits. SG: (\$327,327) EX: (\$25,000) Related Costs: (\$164,059)			
Continuation of Services			
20. Grounds Maintenance Staff Support	105,037	2	175,370
Continue funding and add regular authority for two Gardener Caretakers to provide grounds maintenance at the Zoo. Funding is provided by the Zoo Enterprise Trust Fund. Related costs consist of employee benefits. SG: \$105,037 Related Costs: \$70,333			
New Services			
21. Exhibit Substrate Replenishment	125,000	-	125,000
Add one-time funding in the Maintenance Materials, Supplies and Services Account to provide various substrates for large mammal enclosures. Funding is provided by the Zoo Enterprise Trust Fund. EX: \$125,000			
TOTAL Grounds Maintenance	(122,290)	(1)	
2023-24 Program Budget	2,981,275	28	
Changes in Salaries, Expense, Equipment, and Special	(122,290)	(1)	
2024-25 PROGRAM BUDGET	2,858,985	27	

Custodial Services

This program provides custodial support.

Number of Restroom Cleanings (per week)

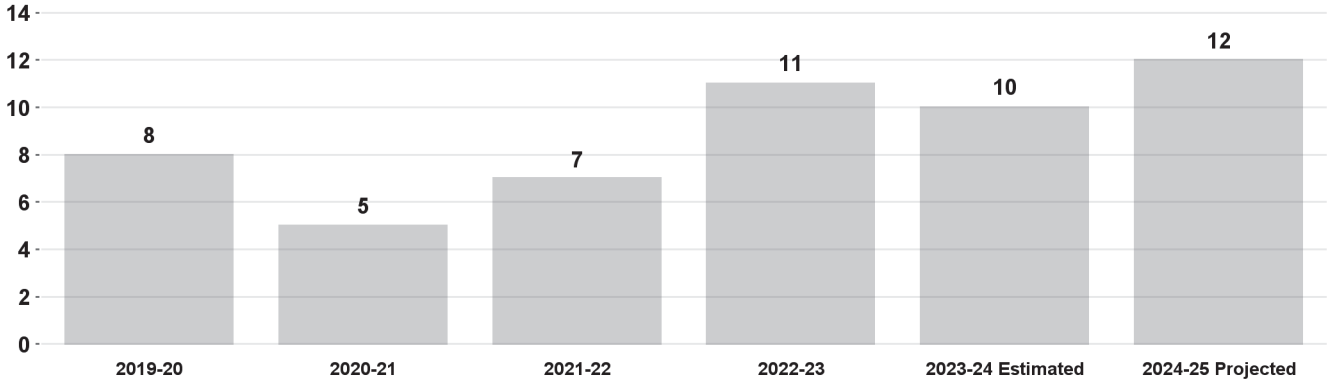


Program Changes	Direct Cost	Positions	Total Cost
Changes in Salaries, Expense, Equipment, and Special			
Apportionment of Changes Applicable to Various Programs	(203,526)	(2)	(325,097)
Related costs consist of employee benefits.			
SG: (\$203,526)			
Related Costs: (\$121,571)			
Continuation of Services			
22. Custodial Staff Support	97,402	2	165,078
Continue funding and add regular authority for two Custodians to provide custodial support to properly maintain the Zoo.			
Funding is provided by the Zoo Enterprise Trust Fund. Related costs consist of employee benefits.			
SG: \$97,402			
Related Costs: \$67,676			
TOTAL Custodial Services	(106,124)	-	
2023-24 Program Budget	1,491,540	17	
Changes in Salaries, Expense, Equipment, and Special	(106,124)	-	
2024-25 PROGRAM BUDGET	1,385,416	17	

Communications

This program manages the Zoo's public relations activities in accordance with a Memorandum of Understanding with the Greater Los Angeles Zoo Association. In addition, it coordinates all commercial filming and photography activities.

Number of Media Coverage Stories About the Zoo

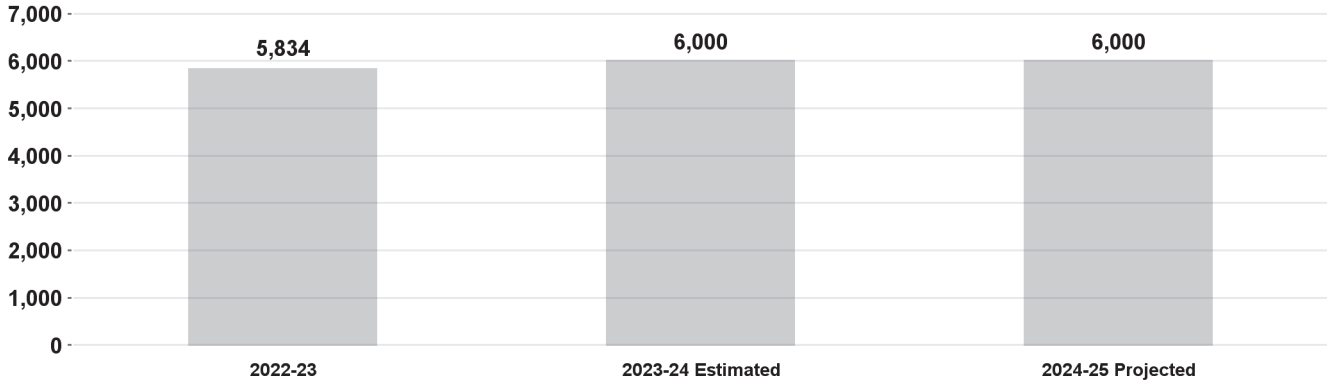


Program Changes	Direct Cost	Positions	Total Cost
Changes in Salaries, Expense, Equipment, and Special			
Apportionment of Changes Applicable to Various Programs	1,005	(3)	2,377
Related costs consist of employee benefits.			
SG: \$1,005			
Related Costs: \$1,372			
TOTAL Communications	1,005	(3)	
2023-24 Program Budget	353,993	5	
Changes in Salaries, Expense, Equipment, and Special	1,005	(3)	
2024-25 PROGRAM BUDGET	354,998	2	

Learning and Engagement

This program develops, implements, and evaluates mission-based Zoo programming including Community Engagement, Outreach, Camps, Classes, School and Teacher Programs, On Grounds Experiences, Behind-the-Scenes Tours, Animal Presentations and Demonstrations, Zoo graphics and signage, and audio visual services.

Number of Participants Engaged in Community-Located Programs

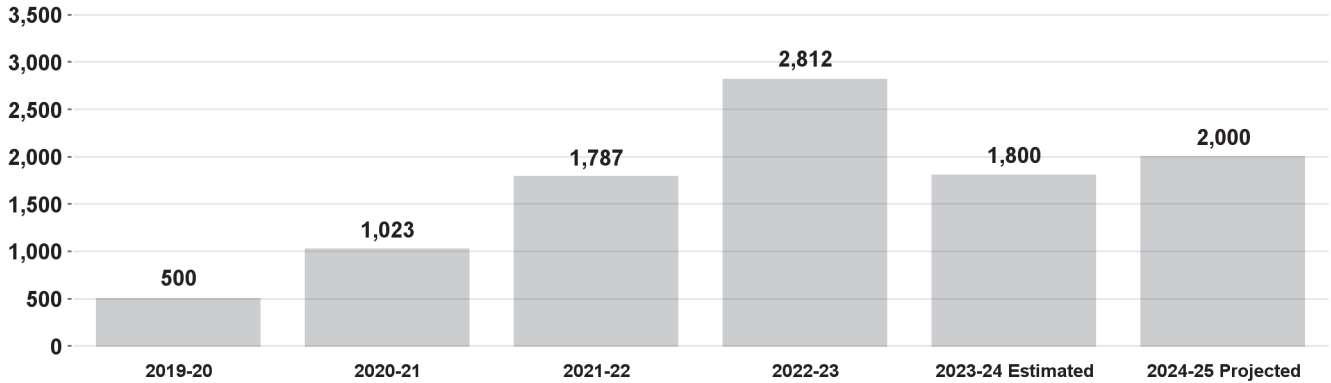


Program Changes	Direct Cost	Positions	Total Cost
Changes in Salaries, Expense, Equipment, and Special			
Apportionment of Changes Applicable to Various Programs	(56,833)	-	(55,311)
Related costs consist of employee benefits. SG: (\$8,641) SAN: (\$11,142) EX: (\$37,050) Related Costs: \$1,522			
Continuation of Services			
23. Program Staff Support	48,909	1	82,820
Continue funding and add regular authority for one Administrative Clerk to support the Learning and Engagement Program. Funding is provided by the Zoo Enterprise Trust Fund. Related costs consist of employee benefits. SG: \$48,909 Related Costs: \$33,911			
Other Changes or Adjustments			
24. Funding Realignment for Teen Council for Conservation	-	-	-
Transfer funding between accounts to reflect the Department's current organizational needs. There will be no change to the level of services provided nor to the overall funding provided to the Department. SAN: (\$90,000) EX: \$90,000			
TOTAL Learning and Engagement	(7,924)	1	
2023-24 Program Budget	2,600,000	15	
Changes in Salaries, Expense, Equipment, and Special	(7,924)	1	
2024-25 PROGRAM BUDGET	2,592,076	16	

Planning, Development and Construction

This program provides facility repair, maintenance, and construction services, as well as project management and design support.

Number of Construction Work Orders Completed



Program Changes	Direct Cost	Positions	Total Cost
Changes in Salaries, Expense, Equipment, and Special			
Apportionment of Changes Applicable to Various Programs	(873,788)	(3)	(969,382)
Related costs consist of employee benefits.			
SG: (\$223,788) SHH: (\$650,000)			
Related Costs: (\$95,594)			
Continuation of Services			
25. Maintenance and Capital Repair Staff Support	427,750	1	480,392
Continue funding and add regular authority for one Air Conditioning Mechanic to support maintenance operations at the Zoo. Continue one-time funding in the Hiring Hall Salaries and Benefits Hiring Hall accounts to address deferred maintenance, in-house improvements, and outdated infrastructure. Funding is provided by the Zoo Enterprise Trust Fund. Related costs consist of employee benefits.			
SG: \$102,750 SHH: \$225,000 SHHFB: \$100,000			
Related Costs: \$52,642			

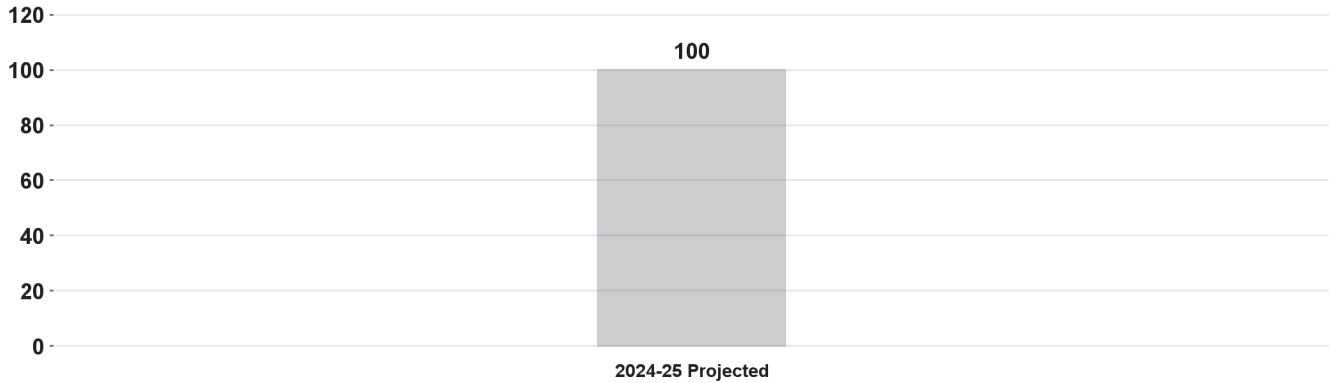
Planning, Development and Construction

Program Changes	Direct Cost	Positions	Total Cost
Changes in Salaries, Expense, Equipment, and Special			
Increased Services			
26. Supervisory Staff Support Add funding and regular authority for one Electrician Supervisor to provide supervisory staff support. Funding is provided by the Zoo Enterprise Trust Fund. Related costs consist of employee benefits. <i>SG: \$117,843</i> <i>Related Costs: \$57,893</i>	117,843	1	175,736
27. Chief Sustainability Officer Add funding and regular authority for one Environmental Affairs Officer to serve as the Department's Chief Sustainability Officer. Funding is provided by the Zoo Enterprise Trust Fund. Related costs consist of employee benefits. <i>SG: \$179,622</i> <i>Related Costs: \$79,385</i>	179,622	1	259,007
TOTAL Planning, Development and Construction	(148,573)	-	
2023-24 Program Budget	4,545,419	32	
Changes in Salaries, Expense, Equipment, and Special	(148,573)	-	
2024-25 PROGRAM BUDGET	4,396,846	32	

Conservation

This program is charged with developing and managing a multi-disciplinary conservation program that integrates holistic biodiversity conservation, maintenance of ecosystems functions, and collaborations with local and international stakeholders.

Percent of Biological Monitoring Surveys Conducted (per month)



Program Changes	Direct Cost	Positions	Total Cost
Changes in Salaries, Expense, Equipment, and Special			
Apportionment of Changes Applicable to Various Programs	(219,630)	-	(342,492)
Related costs consist of employee benefits. SG: (\$219,630) Related Costs: (\$122,862)			
Continuation of Services			
28. Conservation and Stewardship Program Support	218,919	-	328,871
Continue funding and resolution authority for two positions consisting of one Zoo Research and Conservation Director and one Zoo Curator of Education II to support the Conservation Division and programs. These positions will be fully reimbursed by the Greater Los Angeles Zoo Association. Related costs consist of employee benefits. SG: \$218,919 Related Costs: \$109,952			
29. Administrative Staff Support	48,909	1	82,820
Continue funding and add regular authority for one Administrative Clerk to support the Conservation Program. Funding is provided by the Zoo Enterprise Trust Fund. Related costs consist of employee benefits. SG: \$48,909 Related Costs: \$33,911			
TOTAL Conservation	48,198	1	
2023-24 Program Budget	235,855	-	
Changes in Salaries, Expense, Equipment, and Special	48,198	1	
2024-25 PROGRAM BUDGET	284,053	1	

Technology Support

This program provides support for all information technology services.

Program Changes	Direct Cost	Positions	Total Cost
Changes in Salaries, Expense, Equipment, and Special			
Apportionment of Changes Applicable to Various Programs	190,275	-	255,499
Related costs consist of employee benefits.			
<i>SG: \$90,275 EX: \$100,000</i>			
<i>Related Costs: \$65,224</i>			
TOTAL Technology Support	190,275	-	
2023-24 Program Budget	532,024	4	
Changes in Salaries, Expense, Equipment, and Special	190,275	-	
2024-25 PROGRAM BUDGET	722,299	4	

General Administration and Support

This program provides leadership and management oversight and general administration support, including financial management and budget development, accounting, recruitment, and hiring.

Program Changes	Direct Cost	Positions	Total Cost
Changes in Salaries, Expense, Equipment, and Special			
Apportionment of Changes Applicable to Various Programs	113,410	(1)	177,902
Related costs consist of employee benefits.			
SG: \$113,410			
Related Costs: \$64,492			
TOTAL General Administration and Support	113,410	(1)	
2023-24 Program Budget	3,495,176	28	
Changes in Salaries, Expense, Equipment, and Special	113,410	(1)	
2024-25 PROGRAM BUDGET	3,608,586	27	

**ZOO
DETAIL OF CONTRACTUAL SERVICES ACCOUNT**

2022-23 Actual Expenditures	2023-24 Adopted Budget	2023-24 Estimated Expenditures	Program/Code/Description	2024-25 Contract Amount
Animal General Care - DC8701				
\$ -	\$ 25,000	\$ 25,000	1. Nutrition consultant.....	\$ 25,000
-	30,000	30,000	2. Sea lion life support technical services.....	30,000
<u>\$ -</u>	<u>\$ 55,000</u>	<u>\$ 55,000</u>	Animal General Care Total	<u>\$ 55,000</u>
Animal Health Care - DC8702				
\$ 1,795	\$ 5,000	\$ 5,000	3. Equipment maintenance.....	\$ 5,000
<u>\$ 1,795</u>	<u>\$ 5,000</u>	<u>\$ 5,000</u>	Animal Health Care Total	<u>\$ 5,000</u>
Grounds Maintenance - DC8704				
\$ 92,492	\$ 200,000	\$ 160,000	4. Brush clearance.....	\$ 191,667
128,967	100,000	100,000	5. Pest control services.....	100,000
109,846	140,000	140,000	6. Tree trimming services.....	131,667
85,021	148,450	123,000	7. Waste haul tipping fees and services.....	140,116
<u>\$ 416,326</u>	<u>\$ 588,450</u>	<u>\$ 523,000</u>	Grounds Maintenance Total	<u>\$ 563,450</u>
Learning and Engagement - DC8707				
\$ -	\$ 2,000	\$ 2,000	8. Professional services for class programming.....	\$ 2,000
-	231,250	231,000	9. County Measure A recreation access transportation.....	244,200
-	-	-	10. Teen Conservation Council	90,000
<u>\$ -</u>	<u>\$ 233,250</u>	<u>\$ 233,000</u>	Learning and Engagement Total	<u>\$ 336,200</u>
Planning, Development, and Construction - DC8708				
\$ 25,000	\$ 20,000	\$ 20,000	11. Hazardous waste disposal.....	\$ 20,000
36,262	-	-	12. Construction and maintenance services.....	-
<u>\$ 61,262</u>	<u>\$ 20,000</u>	<u>\$ 20,000</u>	Planning, Development, and Construction Total	<u>\$ 20,000</u>
Technology Support - DC8749				
\$ 1,223	\$ -	\$ -	13. Online Ticketing Platform maintenance.....	\$ -
-	-	-	14. Website maintenance and hosting fees.....	100,000
<u>\$ 1,223</u>	<u>\$ -</u>	<u>\$ -</u>	Technology Support Total	<u>\$ 100,000</u>
General Administration and Support - DC8750				
\$ 8,948	\$ 10,000	\$ 10,000	15. American Society of Composers, Authors and Publishers annual permit.....	\$ 10,000
143,000	180,000	180,000	16. Emergency medical services.....	180,000
15,367	27,400	27,000	17. Equipment and office machine rental.....	27,400
<u>\$ 167,315</u>	<u>\$ 217,400</u>	<u>\$ 217,000</u>	General Administration and Support Total	<u>\$ 217,400</u>
<u>\$ 647,921</u>	<u>\$ 1,119,100</u>	<u>\$ 1,053,000</u>	TOTAL CONTRACTUAL SERVICES ACCOUNT	<u>\$ 1,297,050</u>

Zoo

Position Counts					2024-25 Salary Range and Annual Salary	
2023-24	Change	2024-25	Code	Title		
<u>GENERAL</u>						
<u>Regular Positions</u>						
1	-	1	1117-2	Executive Administrative Assistant II	3206(2)	(66,941 - 100,558)
1	-	1	1117-3	Executive Administrative Assistant III	3437(2)	(71,764 - 107,803)
4	-	4	1223	Accounting Clerk	2587(2)	(54,016 - 81,139)
4	1	5	1358	Administrative Clerk	1989(2)	(41,530 - 62,431)
1	-	1	1358	Administrative Clerk (Half-Time)	1989(2)	(41,530 - 62,431)
9	(1)	8	1368	Senior Administrative Clerk	2451(2)	(51,176 - 76,880)
1	-	1	1513	Accountant	2951(2)	(61,616 - 92,581)
1	-	1	1523-1	Senior Accountant I	3426(2)	(71,534 - 107,490)
1	-	1	1523-2	Senior Accountant II	3712(2)	(77,506 - 116,468)
2	-	2	1596	Systems Analyst	3762(2)	(78,550 - 117,992)
1	-	1	1597-1	Senior Systems Analyst I	4451(2)	(92,936 - 139,624)
1	-	1	1597-2	Senior Systems Analyst II	5508(2)	(115,007 - 172,719)
1	-	1	1670-2	Graphics Designer II	3101(2)	(64,748 - 97,321)
1	-	1	1670-3	Graphics Designer III	3474(2)	(72,537 - 108,993)
1	-	1	1702-1	Emergency Management Coordinator I	4440(2)	(92,707 - 139,290)
1	-	1	1714-2	Personnel Director II	6284(2)	(131,209 - 197,107)
2	-	2	1731	Personnel Analyst	3762(2)	(78,550 - 117,992)
1	(1)	-	1779-1	Data Analyst I	3764(2)	(78,592 - 118,076)
1	(1)	-	1785-1	Public Relations Specialist I	2678(2)	(55,916 - 84,021)
1	-	1	1785-2	Public Relations Specialist II	3055(2)	(63,788 - 95,818)
1	-	1	1786	Principal Public Relations Representative	3651(2)	(76,232 - 114,547)
1	(1)	-	1793-2	Photographer II	3196(2)	(66,732 - 100,265)
1	-	1	1835-2	Storekeeper II	2451(2)	(51,176 - 76,880)
1	-	1	2360	Chief Veterinarian	5876(2)	(122,690 - 184,328)
1	-	1	2364	Zoo Nutritionist	3326(2)	(69,446 - 104,316)
3	(1)	2	2367-2	Zoo Veterinarian II	4874(6)	(101,769 - 152,904)
1	-	1	2367-3	Zoo Veterinarian III	5146(6)	(107,448 - 161,423)
5	-	5	2369	Veterinary Technician	2767(2)	(57,774 - 86,798)
2	-	2	2400-1	Aquarist I	2941(2)	(61,408 - 92,247)
1	-	1	2400-2	Aquarist II	3271(2)	(68,298 - 102,625)
6	-	6	2412-1	Park Services Attendant I	1552(5)	(32,405 - 48,650)
6	(1)	5	2412-2	Park Services Attendant II	2203(2)	(45,998 - 69,133)
3	-	3	2415	Special Program Assistant II (Half-Time)	\$18.36/hr	
2	(1)	1	2422	Senior Park Services Attendant	2556(2)	(53,369 - 80,179)
1	-	1	2424	Principal Park Services Attendant	2998(2)	(62,598 - 94,022)

Zoo

Position Counts						
2023-24	Change	2024-25	Code	Title	2024-25 Salary Range and Annual Salary	
<u>GENERAL</u>						
<u>Regular Positions</u>						
4	(1)	3	3112	Maintenance Laborer	1979(2)	(41,321 - 62,076)
2	-	2	3115	Maintenance and Construction Helper	2099(2)	(43,827 - 65,813)
1	-	1	3127-2	Construction and Maintenance Supervisor II		(149,646)
19	(1)	18	3141	Gardener Caretaker	2099(2)	(43,827 - 65,813)
2	-	2	3143	Senior Gardener	2346(2)	(48,984 - 73,602)
1	-	1	3146	Senior Park Maintenance Supervisor	3731(2)	(77,903 - 117,032)
15	1	16	3156	Custodian	1669(4)	(34,848 - 52,367)
1	-	1	3176	Custodian Supervisor	1938(2)	(40,465 - 60,781)
1	(1)	-	3178	Head Custodian Supervisor	2387(2)	(49,840 - 74,875)
1	(1)	-	3333-1	Building Repairer I	2346(2)	(48,984 - 73,602)
2	-	2	3344	Carpenter		(97,781)
1	-	1	3345	Senior Carpenter		(109,682)
1	(1)	-	3351	Cement Finisher Worker	2463(2)	(51,427 - 77,256)
2	-	2	3353	Cement Finisher		(89,784)
2	-	2	3423	Painter		(93,730)
1	-	1	3424	Senior Painter		(103,105)
2	-	2	3443	Plumber		(107,030)
1	-	1	3444	Senior Plumber		(117,596)
1	-	1	3451	Masonry Worker		(101,831)
2	-	2	3523	Light Equipment Operator	2393(2)	(49,965 - 75,063)
1	-	1	3525	Equipment Operator		(107,114)
2	-	2	3583	Truck Operator	2346(6)	(48,984 - 73,602)
2	-	2	3773	Mechanical Repairer		(98,031)
1	1	2	3774	Air Conditioning Mechanic		(107,030)
1	-	1	3775	Sheet Metal Worker		(103,063)
1	-	1	3796	Welder		(97,029)
1	-	1	3863	Electrician		(105,819)
1	-	1	3864	Senior Electrician		(116,113)
-	1	1	3865	Electrician Supervisor		(122,753)
2	-	2	3913	Irrigation Specialist	2535(2)	(52,930 - 79,511)
1	-	1	4276	Zoo Curator of Birds	3590(6)	(74,959 - 112,605)
1	-	1	4277	Zoo Curator of Reptiles	3590(6)	(74,959 - 112,605)
1	-	1	4290	Zoo Registrar	2941(2)	(61,408 - 92,247)
2	-	2	4297	Zoo Curator	3590(6)	(74,959 - 112,605)
7	-	7	4300-2	Zoo Curator of Education II	3042(2)	(63,516 - 95,442)

Zoo

Position Counts						
2023-24	Change	2024-25	Code	Title	2024-25 Salary Range and Annual Salary	
<u>GENERAL</u>						
<u>Regular Positions</u>						
3	-	3	4300-3	Zoo Curator of Education III	3590(2)	(74,959 - 112,605)
1	-	1	4300-4	Zoo Curator of Education IV	4369(2)	(91,224 - 137,077)
1	-	1	4302	Zoo Research and Conservation Director	4744(2)	(99,054 - 148,811)
85	6	91	4304	Animal Keeper	2422(2)	(50,571 - 75,982)
5	(3)	2	4304	Animal Keeper (Half-Time)	2422(2)	(50,571 - 75,982)
8	1	9	4305	Senior Animal Keeper	2600(2)	(54,288 - 81,578)
1	-	1	4308	Animal Collection Curator	5732(2)	(119,684 - 179,776)
3	(1)	2	4312	Principal Animal Keeper	2824(2)	(58,965 - 88,531)
1	-	1	6147	Audio Visual Technician		(99,409)
-	1	1	7320	Environmental Affairs Officer	5371(2)	(112,146 - 168,459)
1	-	1	7929-1	Landscape Architect I	4734(2)	(98,845 - 148,498)
1	-	1	9167-1	Senior Personnel Analyst I	4629(2)	(96,653 - 145,199)
1	-	1	9171-1	Senior Management Analyst I	4629(2)	(96,653 - 145,199)
2	-	2	9171-2	Senior Management Analyst II	5732(2)	(119,684 - 179,776)
1	-	1	9182	Chief Management Analyst	6502(2)	(135,761 - 203,955)
1	-	1	9184	Management Analyst	3762(2)	(78,550 - 117,992)
1	-	1	9500	General Manager Zoo		(314,891)
2	-	2	9501	Zoo Assistant General Manager	7163(2)	(149,563 - 224,668)
275	(4)	271				
<u>Commissioner Positions</u>						
5	-	5	0101-2	Commissioner		\$50/mtg
5	-	5				
<u>AS NEEDED</u>						
<u>To be Employed As Needed in Such Numbers as Required</u>						
			0965	Plumber - Exempt		\$39.79/hr
			1113	Community and Administrative Support Worker II		\$17.88/hr
			1114	Community and Administrative Support Worker III		\$22.28/hr
			1223	Accounting Clerk	2587(2)	(54,016 - 81,139)
			1358	Administrative Clerk	1989(2)	(41,530 - 62,431)
			1368	Senior Administrative Clerk	2451(2)	(51,176 - 76,880)
			1427-1	Computer Operator I	2450(2)	(51,156 - 76,859)
			1501	Student Worker		\$17/hr
			1502	Student Professional Worker	1471(7)	(30,714 - 46,165)

Zoo

Position Counts					
2023-24	Change	2024-25	Code	Title	2024-25 Salary Range and Annual Salary
<u>AS NEEDED</u>					
<u>To be Employed As Needed in Such Numbers as Required</u>					
			1513	Accountant	2951(2) (61,616 - 92,581)
			1535-1	Administrative Intern I	1701(9) (35,516 - 53,348)
			1535-2	Administrative Intern II	1854(9) (38,711 - 58,150)
			1537	Project Coordinator	3523(2) (73,560 - 110,496)
			1542	Project Assistant	2678(2) (55,916 - 84,021)
			1596	Systems Analyst	3762(2) (78,550 - 117,992)
			1670-1	Graphics Designer I	2563(2) (53,515 - 80,388)
			1793-1	Photographer I	2781(2) (58,067 - 87,236)
			2367-2	Zoo Veterinarian II	4874(6) (101,769 - 152,904)
			2369	Veterinary Technician	2767(2) (57,774 - 86,798)
			2400-1	Aquarist I	2941(2) (61,408 - 92,247)
			2415	Special Program Assistant II	\$18.36/hr
			2416	Special Program Assistant III	\$22.90/hr
			2418-1	Assistant Park Services Attendant I	\$17.88/hr
			2418-2	Assistant Park Services Attendant II	\$22.28/hr
			2498	Recreation Assistant	\$19.59/hr
			2499	Recreation Instructor	\$20.48- \$30.41/hr
			3115	Maintenance and Construction Helper	2099(2) (43,827 - 65,813)
			3156	Custodian	1669(4) (34,848 - 52,367)
			4304	Animal Keeper	2422(2) (50,571 - 75,982)
			6147	Audio Visual Technician	(99,409)
			6152-1	Librarian I	2800(6) (58,464 - 87,842)

HIRING HALL

Hiring Hall to be Employed As Needed in Such Numbers as Required

0855	Air Conditioning Mechanic - Hiring Hall	\$50.01/hr
0858	Carpenter - Hiring Hall	\$51.36/hr
0858-Z	City Craft Assistant - Hiring Hall	\$29.75/hr
0860-1	Cement Finisher I - Hiring Hall	\$15.39/hr
0860-2	Cement Finisher II - Hiring Hall	\$46.94/hr
0865	Electrician - Hiring Hall	\$55.45/hr
0870	Painter - Hiring Hall	\$37.92/hr
0872-2	Pipefitter II - Hiring Hall	\$30.83/hr
0874-2	Plumber II - Hiring Hall	\$51.80/hr
0876	Sheet Metal Worker - Hiring Hall	\$50.20/hr


Zoo

Position Counts

2023-24	Change	2024-25	Code	Title	2024-25 Salary Range and Annual Salary
		<u>Regular Positions</u>			<u>Commissioner Positions</u>
Total		271		5	

THIS PAGE INTENTIONALLY LEFT BLANK

SECTION 2



2
0
2
4
-
2
5

Other Program Costs

Library Department

Recreation and Parks Department

City Employees' Retirement Fund

Fire and Police Pension Fund

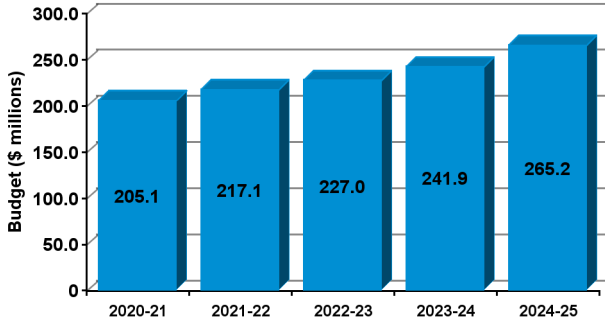
THIS PAGE INTENTIONALLY LEFT BLANK

LIBRARY

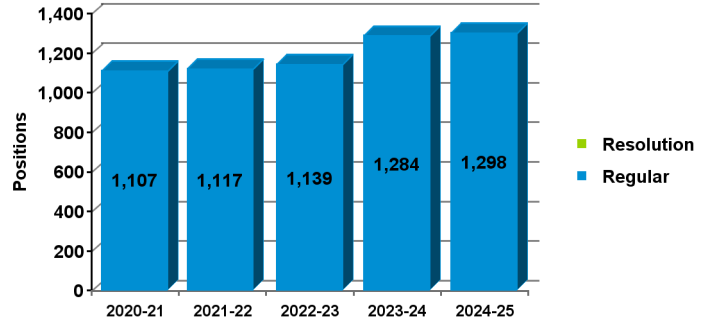
2024-25 Proposed Budget

FIVE-YEAR HISTORY OF BUDGET AND POSITION AUTHORITIES

FIVE-YEAR BUDGET HISTORY



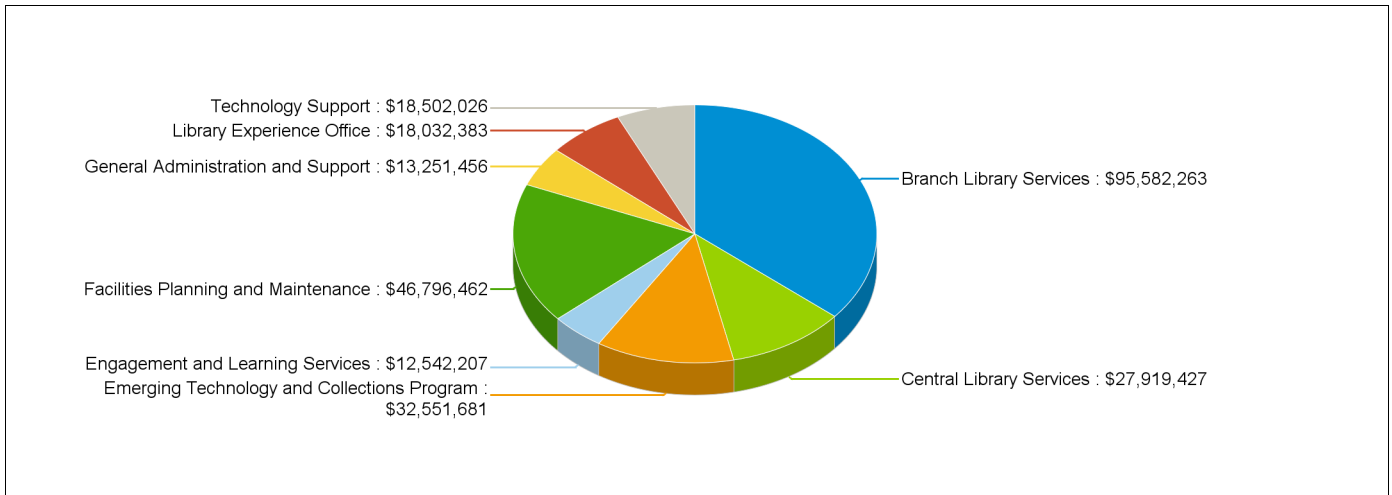
FIVE-YEAR POSITION AUTHORITY HISTORY



SUMMARY OF 2024-25 PROPOSED BUDGET CHANGES

	Total Budget			General Fund			Special Fund		
		Regular	Resolution		Regular	Resolution		Regular	Resolution
2023-24 Adopted	\$241,852,012	1,284	-	-	-	-	\$241,852,012 100.0%	1,284	-
2024-25 Proposed	\$265,177,905	1,298	-	-	-	-	\$265,177,905 100.0%	1,298	-
Change from Prior Year	\$23,325,893	14	-	-	-	-	\$23,325,893	14	-

2024-25 FUNDING DISTRIBUTION BY PROGRAM



MAIN BUDGET ITEMS

	Funding	Positions
* Security Services	\$3,473,238	-
* Social Services Support Staff	\$231,722	6
* Library Books and Materials	\$1,000,000	-
* Branch Libraries Alterations and Improvements	\$9,988,177	-
* Central Library Alterations and Improvements	\$2,759,221	-
* Furniture and Installation Services	\$1,000,000	-

Recapitulation of Changes

	Adopted Budget 2023-24	Total Budget Changes	Total Budget 2024-25
EXPENDITURES AND APPROPRIATIONS			
Salaries			
Salaries General	93,343,812	3,033,791	96,377,603
Salaries, As-Needed	4,286,924	(100,000)	4,186,924
Overtime General	145,423	-	145,423
Total Salaries	<u>97,776,159</u>	<u>2,933,791</u>	<u>100,709,950</u>
Expense			
Office Equipment	30,462	-	30,462
Printing and Binding	372,000	-	372,000
Contractual Services	27,043,872	4,713,252	31,757,124
Transportation	97,463	-	97,463
Office and Administrative	11,700,864	(325,740)	11,375,124
Operating Supplies	400,886	-	400,886
Total Expense	<u>39,645,547</u>	<u>4,387,512</u>	<u>44,033,059</u>
Equipment			
Furniture, Office, and Technical Equipment	820,000	(360,000)	460,000
Transportation Equipment	-	400,000	400,000
Total Equipment	<u>820,000</u>	<u>40,000</u>	<u>860,000</u>
Special			
Library Materials	21,035,130	1,000,000	22,035,130
Various Special - Library	82,575,176	14,964,590	97,539,766
Total Special	<u>103,610,306</u>	<u>15,964,590</u>	<u>119,574,896</u>
Total Library	<u>241,852,012</u>	<u>23,325,893</u>	<u>265,177,905</u>

	Adopted Budget 2023-24	Total Budget Changes	Total Budget 2024-25
--	------------------------------	----------------------------	----------------------------

SOURCES OF FUNDS

Library Other Revenue	241,852,012	23,325,893	265,177,905
Total Funds	<u>241,852,012</u>	<u>23,325,893</u>	<u>265,177,905</u>
Percentage Change			9.64%
Positions	1,284	14	1,298

Changes Applicable to Various Programs

The following changes involve two or more budgetary programs. These changes are explained below and apportioned as single entries in the affected programs. Single-program changes are shown only in the programs involved.

Program Changes	Direct Cost	Positions	Total Cost
Changes in Salaries, Expense, Equipment, and Special Obligatory Changes			
1. 2023-24 Employee Compensation Adjustment Related costs consist of employee benefits. SG: \$3,334,011 Related Costs: \$1,162,236	3,334,011	-	4,496,247
2. 2024-25 Employee Compensation Adjustment Related costs consist of employee benefits. SG: \$2,161,278 Related Costs: \$753,422	2,161,278	-	2,914,700
3. Change in Number of Working Days Increase funding to reflect one additional working day. There will be 261 working days in 2024-25. Related costs consist of employee benefits. SG: \$363,548 Related Costs: \$126,733	363,548	-	490,281
4. Full Funding for Partially Financed Positions Related costs consist of employee benefits. SG: \$169,849 Related Costs: \$59,209	169,849	-	229,058
5. Salary Step and Turnover Effect Related costs consist of employee benefits. SG: \$420,323 Related Costs: \$146,525	420,323	-	566,848
Deletion of One-Time Services			
6. Deletion of One-Time Equipment Funding Delete one-time funding for equipment purchases. EQ: (\$500,000)	(500,000)	-	(500,000)
7. Deletion of One-Time Expense Funding Delete one-time Salaries, As-Needed and expense funding. SAN: (\$100,000) EX: (\$12,464,196)	(12,564,196)	-	(12,564,196)
8. Deletion of One-Time Special Funding Delete one-time Various Special - Library Account funding. SP: (\$3,533,722)	(3,533,722)	-	(3,533,722)
9. Deletion of One-Time Salary Funding Delete one-time Salaries General funding. SG: (\$4,123,068)	(4,123,068)	-	(4,123,068)

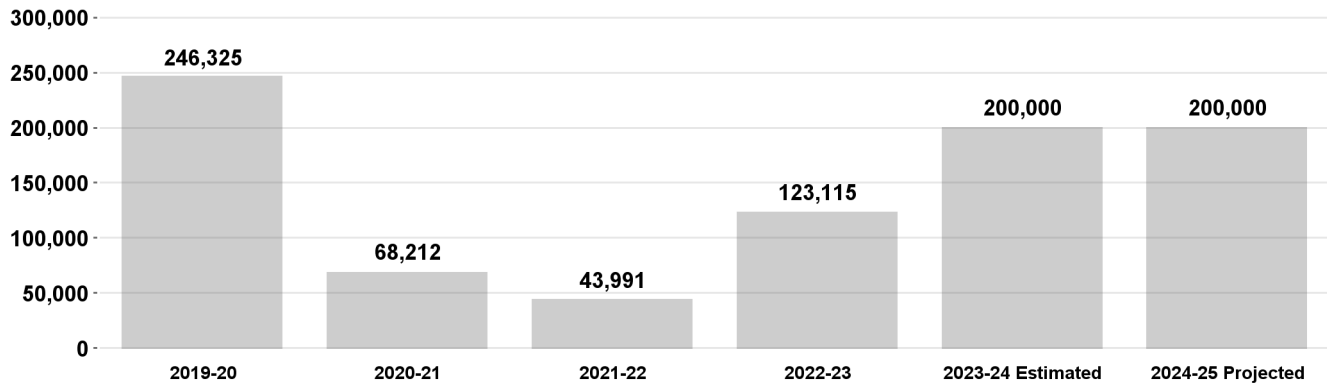
Program Changes	Direct Cost	Positions	Total Cost
Changes in Salaries, Expense, Equipment, and Special			
Continuation of Services			
10. Photocopier Rental Services Add funding in the Contractual Services Account to address inflationary cost increases for photocopier rental services. <i>EX: \$15,000</i>	15,000	-	15,000
11. Contractual Services Account Increases Add funding in the Contractual Services Account to address cost increases for contracts in the Emerging Technologies and Collections and Facility Planning and Maintenance programs. <i>EX: \$345,666</i>	345,666	-	345,666
12. Office and Administrative Account Increases Add funding in the Office and Administrative Account to address inflationary cost increases in the operating expenses for the Facility Planning and Maintenance, Technology Support, and General Administration and Support programs. <i>EX: \$157,661</i>	157,661	-	157,661
Increased Services			
13. Public Programming and Services Add funding in the Contractual Services (\$165,000) and Office and Administrative (\$85,000) accounts to provide public programming and services for Library patrons at branch libraries and the Central Library. <i>EX: \$250,000</i>	250,000	-	250,000
14. Cultural Programming and Events Add funding in the Contractual Services (\$195,000) and Office and Administrative (\$109,000) accounts to provide cultural programming and events, including the June Jubilee and the LA Libros Festival. <i>EX: \$304,000</i>	304,000	-	304,000
15. Telecommunication Services Add funding in the Contractual Services Account to provide telecommunication services. <i>EX: \$30,000</i>	30,000	-	30,000

Program Changes	Direct Cost	Positions	Total Cost
Changes in Salaries, Expense, Equipment, and Special			
Other Changes or Adjustments			
16. Charter Mandated Appropriation	-	-	-
Increase the Department's General Fund Appropriation by \$14,649,918 from \$241,852,012 to \$256,501,930 to meet the funding requirements set forth by the Charter. Charter Section 531 states that 0.03 percent of assessed value of all property in the City as assessed for City taxes shall be appropriated for the financial support of the Library. The appropriation will be used to fund Library services, Library materials and equipment, related costs, and the reimbursement of all direct and indirect costs.			
17. Program and Funding Realignment	-	-	-
Transfer positions and funding between budgetary programs to reflect the Department's current organizational structure. There will be no change to the level of services provided nor to the overall funding provided to the Department. <i>EX: (\$140,000) EQ: \$140,000</i>			
18. General Fund Reimbursement	13,700,058	-	13,700,058
Increase funding for General Fund cost reimbursements by \$13,700,058, from \$50,444,708 to \$64,144,766. Funds will be applied toward the reimbursement of General Fund costs including the City Employees' Retirement System, Medicare, Employee Assistance, Civilian Flex programs, and other related costs not billed to the Department. The funding includes a reconciliation of 2022-23 reimbursements based on actual expenses. <i>SP: \$13,700,058</i>			
19. Adjustments to Library Facilities Costs	825,016	-	825,016
Increase funding in the Various Special-Library Account by \$825,016 from \$20,837,983 to \$21,662,999 for direct costs to the Library, including water and electricity, building maintenance, fuel and fleet, natural gas, custodial services, parking, and refuse collection. <i>SP: \$825,016</i>			
TOTAL CHANGES APPLICABLE TO VARIOUS PROGRAMS	1,355,424	-	

Branch Library Services

This program provides public services at the 72 Branch Libraries, including: reference and information service, free public access computers, programs for children, teens, and adults, and circulation of library materials such as books, DVDs, CD music, audio books and magazines.

Number of People Attending Branch Library Programs

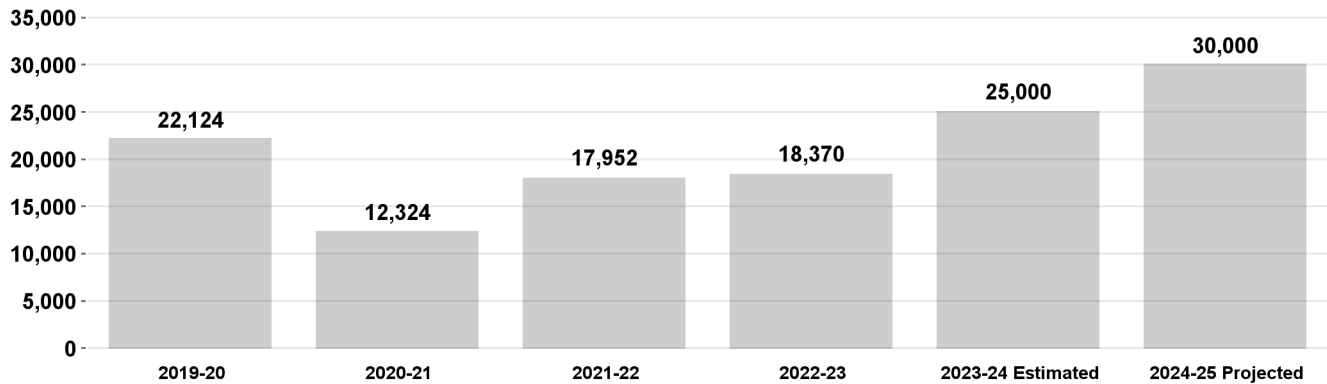


Program Changes	Direct Cost	Positions	Total Cost
Changes in Salaries, Expense, Equipment, and Special			
Apportionment of Changes Applicable to Various Programs	10,036,740	15	11,892,226
Related costs consist of employee benefits.			
SG: \$2,059,551 EX: \$325,000 SP: \$7,652,189			
Related Costs: \$1,855,486			
TOTAL Branch Library Services	10,036,740	15	
2023-24 Program Budget	85,545,523	725	
Changes in Salaries, Expense, Equipment, and Special	10,036,740	15	
2024-25 PROGRAM BUDGET	95,582,263	740	

Central Library Services

This program provides public services at the Central Library, including: reference and information service, free public access computers, programs for children, teens, and adults, and circulation of library materials such as books, DVDs, CD music, audio books and magazines.

Number of People Attending Central Library Programs

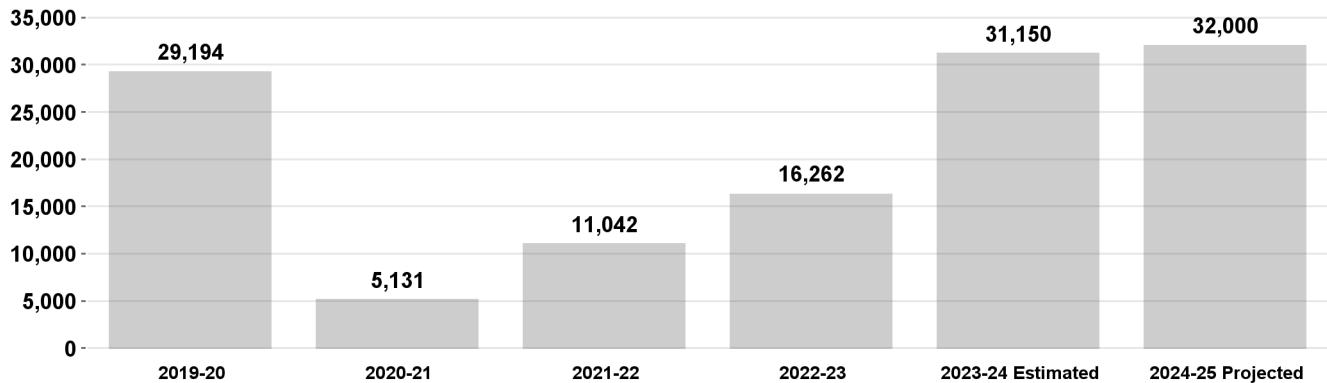


Program Changes	Direct Cost	Positions	Total Cost
Changes in Salaries, Expense, Equipment, and Special			
Apportionment of Changes Applicable to Various Programs	3,001,401	-	3,348,379
Related costs consist of employee benefits.			
SG: \$260,372 EX: \$189,000 EQ: \$40,000			
SP: \$2,512,029			
Related Costs: \$346,978			
Increased Services			
20. Training for Digitization and Special Collections	25,000	-	25,000
Add funding in the Office and Administrative Account to provide specialized training workshops for staff in the Digitization and Special Collections Section of the Central Library.			
EX: \$25,000			
TOTAL Central Library Services	3,026,401	-	
2023-24 Program Budget	24,893,026	238	
Changes in Salaries, Expense, Equipment, and Special	3,026,401	-	
2024-25 PROGRAM BUDGET	27,919,427	238	

Engagement and Learning Services

This program develops monitors, coordinates and evaluates Library programs and services for the entire Library Department including Volunteer Services, Homeless Engagement, Adult Services, Young Adult Services, Children's Services, Adult Literacy, Veteran Engagement, Financial Literacy, Career Online High School, New Americans Initiative, and Mobile Outreach.

Number of People Registering for Summer Reading Challenge



Program Changes	Direct Cost	Positions	Total Cost
Changes in Salaries, Expense, Equipment, and Special			
Apportionment of Changes Applicable to Various Programs	1,033,394	2	1,266,814
Related costs consist of employee benefits.			
SG: \$326,226 SP: \$707,168			
Related Costs: \$233,420			
Increased Services			
21. Exploration and Creativity Staff Enhancement	72,876	1	115,125
Add nine-months funding and regular authority for one Librarian III to support the planning, coordination, and implementation of system-wide programs and initiatives.			
Related costs consist of employee benefits.			
SG: \$72,876			
Related Costs: \$42,249			
22. New Americans Initiative Services	460,000	-	460,000
Add funding in the Contractual Services Account to expand online and in-person citizenship classes and immigration legal services.			
EX: \$460,000			
TOTAL Engagement and Learning Services	1,566,270	3	
2023-24 Program Budget	10,975,937	66	
Changes in Salaries, Expense, Equipment, and Special	1,566,270	3	
2024-25 PROGRAM BUDGET	12,542,207	69	

Library Experience Office

The Library Experience Office administers the Library's ongoing efforts to reimagine security and safety in the Library while providing outreach for the most vulnerable patrons through programs and direct contact. The Library Experience Office intends to: provide a more welcoming and safe Library experience for patrons by engaging with patrons who are in need of services such as housing, mental health, primary care, and substance abuse; develop long-term solutions to address and prevent serious incidents; develop training programs for Library staff to enhance customer service, de-escalation, and identification of social service needs; and, serve as the Library's designated liaison with the Los Angeles Police Department to coordinate security coverage for Library locations.

Program Changes	Direct Cost	Positions	Total Cost
Changes in Salaries, Expense, Equipment, and Special			
Apportionment of Changes Applicable to Various Programs Related costs consist of employee benefits. <i>SG: \$1,530 EX: (\$3,000,000) SP: \$280,411</i> <i>Related Costs: (\$8,911)</i>	(2,718,059)	(1)	(2,726,970)
Increased Services			
23. Security Services Add funding in the Various Special-Library Account for security services at all Library locations. <i>SP: \$3,473,238</i>	3,473,238	-	3,473,238
24. Emergency Preparedness Supplies and Training Add funding in the Office and Administrative Account (\$15,000) to replace contents from outdated emergency supply kits. Add one-time funding in the Office and Administrative Account (\$215,000) to purchase emergency supply kits and to provide Cardiopulmonary Resuscitation and Automated External Defibrillator training to staff. <i>EX: \$230,000</i>	230,000	-	230,000
25. Central Library Social Services Staff Add nine-months funding and regular authority for one Social Worker II to de-escalate, intervene, and connect patrons to services and to provide support to staff who are in crisis or recovering from post-incident situations. Related costs consist of employee benefits. <i>SG: \$60,654</i> <i>Related Costs: \$37,997</i>	60,654	1	98,651
26. Library Experience Office Staff Add nine-months funding and regular authority for one Librarian III to provide safety and security training to staff and to launch a re-entry services program at the Los Angeles Public Library for people released from California jails. Related costs consist of employee benefits. <i>SG: \$72,876</i> <i>Related Costs: \$42,249</i>	72,876	1	115,125

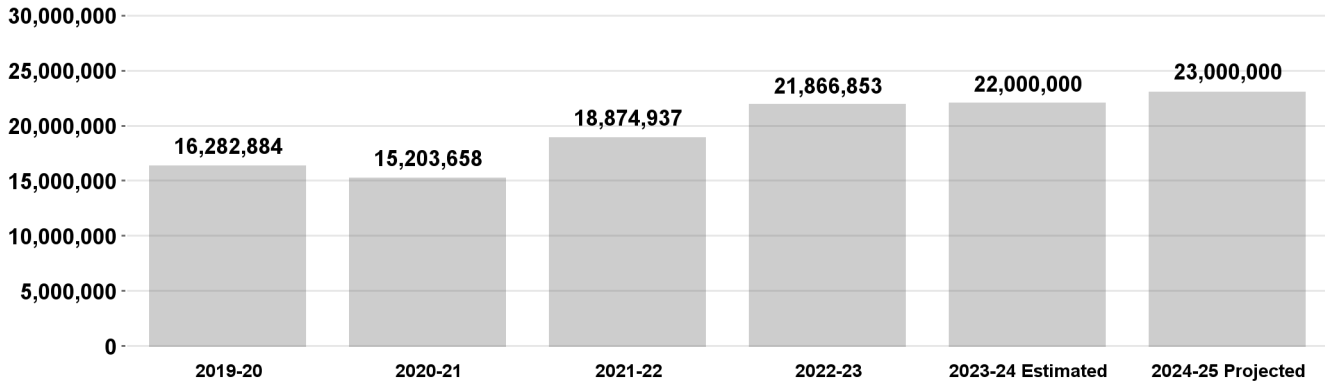
Library Experience Office

Program Changes	Direct Cost	Positions	Total Cost
Changes in Salaries, Expense, Equipment, and Special			
Increased Services			
27. Social Services Support Staff Add nine-months funding and regular authority for six Community Services Representatives to greet patrons, encourage safe behavior in the Library, assist Social Workers with programs and outreach efforts, and help develop long-term solutions to address and prevent serious incidents. Related costs consist of employee benefits. SG: \$231,722 Related Costs: \$181,985	231,722	6	413,707
28. Emergency Preparedness Staff Add nine-months funding and regular authority for one Management Analyst to work on emergency preparedness efforts for the Library. Related costs consist of employee benefits. SG: \$70,909 Related Costs: \$41,564	70,909	1	112,473
29. Mental Health and Social Service Outreach Add funding in the Contractual Services Account to expand mental health and social service outreach. EX: \$804,733	804,733	-	804,733
New Services			
30. Incident Reporting Application Add funding in the Contractual Services Account to provide an incident reporting application to document, track, and follow-up on incidents that occur on Library property. EX: \$37,000	37,000	-	37,000
TOTAL Library Experience Office	2,263,073	8	
2023-24 Program Budget	15,769,310	25	
Changes in Salaries, Expense, Equipment, and Special	2,263,073	8	
2024-25 PROGRAM BUDGET	18,032,383	33	

Emerging Technology and Collections Program

This program provides public services and programs on strategic initiatives to enhance the quality of life for patrons; provides training to staff members to enhance skills, knowledge, and abilities to meet the goals of initiatives; and is responsible for the acquisition, cataloging and processing of all Library materials and electronic resources.

Total Number of Items Checked Out-Systemwide



Program Changes	Direct Cost	Positions	Total Cost
Changes in Salaries, Expense, Equipment, and Special			
Apportionment of Changes Applicable to Various Programs	(976,832)	(7)	(1,125,267)
Related costs consist of employee benefits.			
SG: (\$351,529) EX: (\$1,374,690) SP: \$749,387			
Related Costs: (\$148,435)			
Increased Services			
31. Library Books and Materials	1,000,000	-	1,000,000
Increase funding in the Library Materials Account to purchase new library books and materials to meet the needs of the public and improve service to neighborhoods.			
SP: \$1,000,000			
TOTAL Emerging Technology and Collections Program	23,168	(7)	
2023-24 Program Budget	32,528,513	71	
Changes in Salaries, Expense, Equipment, and Special	23,168	(7)	
2024-25 PROGRAM BUDGET	32,551,681	64	

Facilities Planning and Maintenance

This program provides all facility assessments, alterations, improvements, repairs, maintenance, and landscaping, through coordination with the Department of General Services. The program also oversees procurement; storage, distribution, and shipping of materials; mail services; and, the use of Library property for rental and filming purposes.

Program Changes	Direct Cost	Positions	Total Cost
Changes in Salaries, Expense, Equipment, and Special			
Apportionment of Changes Applicable to Various Programs Related costs consist of employee benefits. SG: \$72,202 EX: (\$9,268,062) SP: \$1,333,308 Related Costs: \$58,858	(7,862,552)	-	(7,803,694)
Increased Services			
32. Branch Libraries Alterations and Improvements Add one-time funding in the Contractual Services (\$9,898,177) and Office and Administrative (\$90,000) accounts to fund alterations and improvements projects at branch libraries. EX: \$9,988,177	9,988,177	-	9,988,177
33. Central Library Alterations and Improvements Add one-time funding in the Contractual Services (\$2,736,184) and Office and Administrative (\$23,037) accounts for Central Library alterations and improvements. EX: \$2,759,221	2,759,221	-	2,759,221
34. Furniture and Installation Services Add funding in the Contractual Services Account to provide furniture and installation services. EX: \$1,000,000	1,000,000	-	1,000,000
35. Facility Planning and Maintenance Program Add funding in the Contractual Services Account to expand the branch libraries and Anderson Warehouse maintenance programs and increase audiovisual services. EX: \$265,000	265,000	-	265,000
36. Facilities Vehicle Replacement Program Add funding in the Transportation Equipment Account (\$344,000) to create a facilities vehicle replacement program and add one-time funding in the Transportation Equipment Account (\$56,000) to purchase a truck for the supervision of landscape services. EQ: \$400,000	400,000	-	400,000
TOTAL Facilities Planning and Maintenance	6,549,846	-	
2023-24 Program Budget	40,246,616	51	
Changes in Salaries, Expense, Equipment, and Special	6,549,846	-	
2024-25 PROGRAM BUDGET	46,796,462	51	

Technology Support

This program develops and maintains the library's public service website, information technology systems, and web-based resources and services and is responsible for the acquisition, cataloging and processing of all library materials and electronic resources.

Program Changes	Direct Cost	Positions	Total Cost
Changes in Salaries, Expense, Equipment, and Special			
Apportionment of Changes Applicable to Various Programs Related costs consist of employee benefits. <i>SG: \$371,999 SAN: (\$100,000) EX: \$924,883</i> <i>EQ: (\$400,000) SP: \$390,526</i> <i>Related Costs: \$139,203</i>	1,187,408	-	1,326,611
Increased Services			
37. Cloud Hosting Services Add funding in the Office and Administrative Account to provide cloud hosting services. <i>EX: \$300,000</i>	300,000	-	300,000
Other Changes or Adjustments			
38. Systems Administrators Pay Grade Adjustment Upgrade three Systems Administrator IIs to three Systems Administrator IIIs to provide support to the Network Security, Network Data Infrastructure, and Network and Voice over Internet Protocol sections. The incremental salary cost will be absorbed by the Department.	-	-	-
TOTAL Technology Support	1,487,408	-	
2023-24 Program Budget	17,014,618	37	
Changes in Salaries, Expense, Equipment, and Special	1,487,408	-	
2024-25 PROGRAM BUDGET	18,502,026	37	

General Administration and Support

This program is responsible for providing administrative support functions of policy direction, business management, accounting, personnel, and public relations.

Program Changes	Direct Cost	Positions	Total Cost
Changes in Salaries, Expense, Equipment, and Special			
Apportionment of Changes Applicable to Various Programs	(2,346,076)	(9)	(2,574,550)
Related costs consist of employee benefits.			
<i>SG: (\$414,410) EX: \$702,000 SP: (\$2,633,666)</i>			
<i>Related Costs: (\$228,474)</i>			
Increased Services			
39. Accounting Staff Enhancement	52,630	1	87,835
Add nine-months funding and regular authority for one Accounting Clerk to provide invoice and payment functions for the Library. Related costs consist of employee benefits.			
<i>SG: \$52,630</i>			
<i>Related Costs: \$35,205</i>			
40. Public Relations and Marketing Staff Enhancement	56,428	1	90,258
Add nine-months funding and regular authority for one Graphics Designer II to address increased graphic design workload. Add one-time funding in the Office and Administrative Account. Related costs consist of employee benefits.			
<i>SG: \$48,678 EX: \$7,750</i>			
<i>Related Costs: \$33,830</i>			
41. Accounting Clerical Support	44,692	1	77,135
Add nine-months funding and regular authority for one Administrative Clerk to provide clerical support to the Accounting Section. Related costs consist of employee benefits.			
<i>SG: \$44,692</i>			
<i>Related Costs: \$32,443</i>			
42. Photography Services Staff Enhancement	65,313	1	100,582
Add nine-months funding and regular authority for one Photographer II to provide photography and videography support for the Library. Add one-time funding in the Office and Administrative Account. Related costs consist of employee benefits.			
<i>SG: \$52,813 EX: \$12,500</i>			
<i>Related Costs: \$35,269</i>			

General Administration and Support

Program Changes	Direct Cost	Positions	Total Cost
Changes in Salaries, Expense, Equipment, and Special			
Other Changes or Adjustments			
43. Public Relations and Marketing Staff Reallocation Add funding and regular authority for one Senior Librarian to ensure all social media activities overseen by librarians system-wide maintain a common purpose and unified objective. Delete funding and regular authority for one Librarian III. The salary cost difference will be absorbed by the Department.	-	-	-
44. Commission Executive Assistant Pay Grade Adjustment Upgrade one Commission Executive Assistant I to one Commission Executive Assistant II to provide support to the Board of Library Commissioners. The incremental salary cost will be absorbed by the Department.	-	-	-
45. Reimbursements for Sidewalk Repairs Continue one-time funding in the Various Special-Library Account to reimburse the costs for sidewalk repairs at libraries pursuant to the Willits v. City of Los Angeles Settlement Agreement. <i>SP: \$500,000</i>	500,000	-	500,000
TOTAL General Administration and Support	(1,627,013)	(5)	
2023-24 Program Budget	14,878,469	71	
Changes in Salaries, Expense, Equipment, and Special	(1,627,013)	(5)	
2024-25 PROGRAM BUDGET	13,251,456	66	

**LIBRARY
DETAIL OF CONTRACTUAL SERVICES ACCOUNT**

2022-23 Actual Expenditures	2023-24 Adopted Budget	2023-24 Estimated Expenditures	Program/Code/Description	2024-25 Contract Amount
Branch Library Services - DB4401				
\$ -	\$ 75,000	\$ 10,000	1. Digital learning labs.....	\$ -
-	-	-	2. Public programming and services.....	130,000
-	-	-	3. Cultural programming and events.....	75,000
<u>\$ -</u>	<u>\$ 75,000</u>	<u>\$ 10,000</u>	Branch Library Services Total	<u>\$ 205,000</u>
Central Library Services - DB4402				
\$ 32,341	\$ 115,507	\$ -	4. Digital learning labs.....	\$ 30,000
77,033	250,000	250,000	5. Exhibition coordinator.....	250,000
22,245	25,000	25,000	6. LA Libros Festival.....	-
-	-	-	7. Public programming and services.....	35,000
-	-	-	8. Cultural programming and events.....	145,000
<u>\$ 131,619</u>	<u>\$ 390,507</u>	<u>\$ 275,000</u>	Central Library Services Total	<u>\$ 460,000</u>
Engagement and Learning Services - DB4403				
\$ 456,086	\$ 785,000	\$ 455,000	9. New Americans initiative.....	\$ 1,245,000
22,729	30,000	-	10. Maker Faire event.....	-
<u>\$ 478,815</u>	<u>\$ 815,000</u>	<u>\$ 455,000</u>	Engagement and Learning Services Total	<u>\$ 1,245,000</u>
Library Experience Office - DB4404				
\$ 89,901	\$ 860,267	\$ 860,000	11. Social service outreach.....	\$ 1,665,000
26,172	32,000	27,000	12. Event notification system.....	32,000
-	4,000,000	9,000,000	13. Security cameras and badge access.....	1,000,000
-	-	56,000	14. Incident reporting application.....	37,000
<u>\$ 116,073</u>	<u>\$ 4,892,267</u>	<u>\$ 9,943,000</u>	Library Experience Office Total	<u>\$ 2,734,000</u>
Emerging Technology and Collections - DB4405				
\$ 6,700	\$ 50,000	\$ 25,000	15. Racial equity action plan.....	\$ 50,000
40,199	141,029	50,000	16. Shared database service.....	92,029
137,927	150,000	168,000	17. Cataloging database service.....	199,000
602,941	627,810	475,000	18. Online catalog and circulation system maintenance.....	937,810
669,573	697,190	697,000	19. Support and maintenance of Library network, servers, telecommunications, and public web access.....	-
65,887	283,000	65,000	20. Book repair, relabeling, tagging, and binding.....	113,000
-	182,500	-	21. Self check-out system maintenance.....	-
-	27,500	28,000	22. Transcription and closed captioning services.....	27,500
-	100,000	400,000	23. Website maintenance.....	100,000
-	100,000	-	24. Intranet development.....	-
<u>\$ 1,523,227</u>	<u>\$ 2,359,029</u>	<u>\$ 1,908,000</u>	Emerging Technology and Collections Total	<u>\$ 1,519,339</u>

**LIBRARY
DETAIL OF CONTRACTUAL SERVICES ACCOUNT**

2022-23 Actual Expenditures	2023-24 Adopted Budget	2023-24 Estimated Expenditures	Program/Code/Description	2024-25 Contract Amount
Facilities Planning and Maintenance - DB4406				
\$ 7,172,036	\$ 7,683,000	\$ 10,794,000	25. Branch libraries alterations and improvements.....	\$ 11,898,177
-	225,000	-	26. Branch libraries maintenance, bio clean up, and emergency and special cleaning.....	425,000
106,950	150,000	75,000	27. Branch libraries graffiti removal.....	150,000
24,064	100,000	75,000	28. Branch libraries pest control.....	100,000
1,201,072	4,055,000	4,258,000	29. Central Library alterations and improvements.....	3,279,988
-	41,000	-	30. Book detection system maintenance.....	41,000
479,497	1,200,459	658,000	31. Contract landscape maintenance.....	1,200,459
192,551	287,560	240,000	32. Central Library grounds maintenance and parking.....	316,316
66,870	44,582	45,000	33. Security/fire life safety contract maintenance.....	51,492
7,965	8,500	20,000	34. Security systems upgrade and maintenance.....	8,500
120,412	162,000	150,000	35. Central Library Validation Program - Westlawn Garage.....	162,000
-	127,500	128,000	36. Special events services.....	127,500
120,460	149,200	149,000	37. Management, maintenance, and operation of the Olive Street Garage and electric vehicle charging station.....	149,200
53,444	76,732	50,000	38. Photocopier rental.....	-
44,473	129,800	135,000	39. Audio visual services.....	179,800
-	150,000	150,000	40. Compact shelving.....	150,000
5,714	40,000	6,000	41. Telecommunication services.....	-
-	5,000	-	42. Electrical work.....	5,000
-	50,000	50,000	43. Anderson warehouse maintenance.....	65,000
-	100,000	100,000	44. Trash pickup services for Central Library.....	100,000
-	-	-	45. Furniture and installation services.....	1,000,000
<u>\$ 9,595,508</u>	<u>\$ 14,785,333</u>	<u>\$ 17,083,000</u>	Facilities Planning and Maintenance Total	<u>\$ 19,409,432</u>
Technology Support - DB4449				
\$ 9,860	\$ 64,800	\$ 25,000	46. Router maintenance.....	\$ -
-	-	-	47. Self check-out system maintenance.....	182,500
163,571	288,750	240,000	48. Telecommunications service.....	388,750
83,942	184,800	86,000	49. Power and network data ports maintenance and repairs.....	-
128,781	181,000	431,000	50. E-Rate consultant.....	181,000
-	-	-	51. Professional services.....	2,251,985
-	-	-	52. Photocopier rental.....	172,732
<u>\$ 386,154</u>	<u>\$ 719,350</u>	<u>\$ 782,000</u>	Technology Support Total	<u>\$ 3,176,967</u>
General Administration and Support - DB4450				
\$ -	\$ 30,000	\$ -	53. Librarian recruitment advertising and brochures.....	\$ 30,000
28,200	30,000	34,000	54. Southern California Library Cooperative.....	30,000
1,210,987	1,490,886	1,067,000	55. Marketing plan promotion and outreach.....	1,490,886
112,444	1,450,000	-	56. Comprehensive Assessment Master Plan.....	1,450,000
-	6,500	-	57. Library card design for Student Success.....	6,500
<u>\$ 1,351,631</u>	<u>\$ 3,007,386</u>	<u>\$ 1,101,000</u>	General Administration and Support Total	<u>\$ 3,007,386</u>
<u>\$ 13,583,027</u>	<u>\$ 27,043,872</u>	<u>\$ 31,557,000</u>	TOTAL CONTRACTUAL SERVICES ACCOUNT	<u>\$ 31,757,124</u>

Library

Position Counts						
2023-24	Change	2024-25	Code	Title	2024-25 Salary Range and Annual Salary	
GENERAL						
Regular Positions						
295	-	295	1111	Messenger Clerk (Half-Time)	1552(5)	(32,405 - 48,650)
4	-	4	1116	Secretary	2664(2)	(55,624 - 83,603)
1	-	1	1117-3	Executive Administrative Assistant III	3437(2)	(71,764 - 107,803)
1	-	1	1119-1	Accounting Records Supervisor I	2969(2)	(61,992 - 93,145)
9	-	9	1121-2	Delivery Driver II	2106(2)	(43,973 - 66,064)
2	-	2	1121-3	Delivery Driver III	2277(2)	(47,543 - 71,451)
1	-	1	1129	Personnel Records Supervisor	3165(2)	(66,085 - 99,242)
1	-	1	1170	Payroll Supervisor	3634(2)	(75,877 - 114,004)
58	-	58	1172-1	Library Assistant I	2451(2)	(51,176 - 76,880)
9	-	9	1172-2	Library Assistant II	2883(2)	(60,197 - 90,452)
1	-	1	1201	Principal Clerk	2969(2)	(61,992 - 93,145)
7	1	8	1223	Accounting Clerk	2587(2)	(54,016 - 81,139)
329	1	330	1358	Administrative Clerk	1989(2)	(41,530 - 62,431)
5	-	5	1368	Senior Administrative Clerk	2451(2)	(51,176 - 76,880)
1	-	1	1431-3	Programmer/Analyst III	4005(2)	(83,624 - 125,614)
1	-	1	1431-4	Programmer/Analyst IV	4337(2)	(90,556 - 136,033)
4	-	4	1455-1	Systems Administrator I	4671(7)	(97,530 - 146,494)
4	(3)	1	1455-2	Systems Administrator II	5024(2)	(104,901 - 157,581)
-	3	3	1455-3	Systems Administrator III	5444(2)	(113,670 - 170,735)
2	-	2	1513	Accountant	2951(2)	(61,616 - 92,581)
2	-	2	1523-2	Senior Accountant II	3712(2)	(77,506 - 116,468)
1	-	1	1525-2	Principal Accountant II	4504(2)	(94,043 - 141,274)
1	-	1	1538	Senior Project Coordinator	4187(2)	(87,424 - 131,293)
1	-	1	1593-3	Departmental Chief Accountant III	6022(2)	(125,739 - 188,859)
16	-	16	1596	Systems Analyst	3762(2)	(78,550 - 117,992)
3	-	3	1597-1	Senior Systems Analyst I	4451(2)	(92,936 - 139,624)
3	-	3	1597-2	Senior Systems Analyst II	5508(2)	(115,007 - 172,719)
1	1	2	1670-2	Graphics Designer II	3101(2)	(64,748 - 97,321)
1	-	1	1714-3	Personnel Director III	6782(2)	(141,608 - 212,725)
3	-	3	1731	Personnel Analyst	3762(2)	(78,550 - 117,992)
1	-	1	1779-1	Data Analyst I	3764(2)	(78,592 - 118,076)
6	-	6	1785-2	Public Relations Specialist II	3055(2)	(63,788 - 95,818)
2	-	2	1786	Principal Public Relations Representative	3651(2)	(76,232 - 114,547)
-	1	1	1793-2	Photographer II	3196(2)	(66,732 - 100,265)
1	-	1	1800-1	Public Information Director I	4583(2)	(95,693 - 143,779)

Library

Position Counts						
2023-24	Change	2024-25	Code	Title	2024-25 Salary Range and Annual Salary	
<u>GENERAL</u>						
<u>Regular Positions</u>						
1	-	1	1800-2	Public Information Director II	5386(2)	(112,459 - 168,940)
1	-	1	1832-1	Warehouse and Toolroom Worker I	2099(2)	(43,827 - 65,813)
1	-	1	1832-2	Warehouse and Toolroom Worker II	2197(2)	(45,873 - 68,883)
1	-	1	1837	Senior Storekeeper	3019(2)	(63,036 - 94,690)
6	1	7	2385-2	Social Worker II	3762(2)	(78,550 - 117,992)
1	-	1	2385-3	Social Worker III	4443(2)	(92,769 - 139,394)
14	-	14	2501-2	Community Program Assistant II	2931(2)	(61,199 - 91,913)
2	-	2	2501-3	Community Program Assistant III	3523(2)	(73,560 - 110,496)
2	-	2	3112	Maintenance Laborer	1979(2)	(41,321 - 62,076)
2	-	2	3141	Gardener Caretaker	2099(2)	(43,827 - 65,813)
1	-	1	3143	Senior Gardener	2346(2)	(48,984 - 73,602)
1	-	1	3168	Senior Event Attendant	2124(2)	(44,349 - 66,586)
2	-	2	3172	Event Attendant	1647(6)	(34,389 - 51,636)
8	-	8	3172	Event Attendant (Half-Time)	1647(6)	(34,389 - 51,636)
258	-	258	6152-2	Librarian II	3283(2)	(68,549 - 102,938)
1	-	1	6152-2	Librarian II (Half-Time)	3283(2)	(68,549 - 102,938)
43	1	44	6152-3	Librarian III	3571(2)	(74,562 - 112,000)
98	1	99	6153	Senior Librarian	3875(2)	(80,910 - 121,521)
14	-	14	6155-1	Principal Librarian I	4520(2)	(94,377 - 141,796)
4	-	4	6155-2	Principal Librarian II	5399(2)	(112,731 - 169,357)
4	-	4	6157	Division Librarian	6502(2)	(135,761 - 203,955)
1	-	1	7935-1	Graphics Supervisor I	4432(2)	(92,540 - 138,998)
12	6	18	9053	Community Services Representative	2097(2)	(43,785 - 65,751)
2	-	2	9167-1	Senior Personnel Analyst I	4629(2)	(96,653 - 145,199)
1	-	1	9167-2	Senior Personnel Analyst II	5732(2)	(119,684 - 179,776)
1	-	1	9171-1	Senior Management Analyst I	4629(2)	(96,653 - 145,199)
4	-	4	9171-2	Senior Management Analyst II	5732(2)	(119,684 - 179,776)
2	-	2	9182	Chief Management Analyst	6502(2)	(135,761 - 203,955)
14	1	15	9184	Management Analyst	3762(2)	(78,550 - 117,992)
2	-	2	9232	Assistant City Librarian	7445(2)	(155,451 - 233,501)
1	-	1	9235	City Librarian		(314,891)
1	-	1	9375	Director of Systems	6502(2)	(135,761 - 203,955)
1	(1)	-	9734-1	Commission Executive Assistant I	2969(2)	(61,992 - 93,145)
-	1	1	9734-2	Commission Executive Assistant II	3762(2)	(78,550 - 117,992)
1,284	14	1,298				

Library

Position Counts			Code	Title	2024-25 Salary Range and Annual Salary	
2023-24	Change	2024-25				
<u>Commissioner Positions</u>						
5	-	5	0101-1	Commissioner		\$25/mtg
5	-	5				
<u>AS NEEDED</u>						
<u>To be Employed As Needed in Such Numbers as Required</u>						
			0840-1	Student Librarian I	1582(7)	(33,032 - 49,631)
			0840-2	Student Librarian II	1718(7)	(35,871 - 53,912)
			0840-3	Student Librarian III	1869(7)	(39,024 - 58,610)
			1111	Messenger Clerk	1552(5)	(32,405 - 48,650)
			1121-1	Delivery Driver I	1929(2)	(40,277 - 60,552)
			1121-2	Delivery Driver II	2106(2)	(43,973 - 66,064)
			1140	Library Clerical Assistant	1683	(35,141 - 52,805)
			1172-1	Library Assistant I	2451(2)	(51,176 - 76,880)
			1172-2	Library Assistant II	2883(2)	(60,197 - 90,452)
			1223	Accounting Clerk	2587(2)	(54,016 - 81,139)
			1358	Administrative Clerk	1989(2)	(41,530 - 62,431)
			1368	Senior Administrative Clerk	2451(2)	(51,176 - 76,880)
			1427-1	Computer Operator I	2450(2)	(51,156 - 76,859)
			1502	Student Professional Worker	1471(7)	(30,714 - 46,165)
			1513	Accountant	2951(2)	(61,616 - 92,581)
			1523-1	Senior Accountant I	3426(2)	(71,534 - 107,490)
			1539	Management Assistant	2678(2)	(55,916 - 84,021)
			1597-2	Senior Systems Analyst II	5508(2)	(115,007 - 172,719)
			1599	Systems Aide	2678(2)	(55,916 - 84,021)
			1785-2	Public Relations Specialist II	3055(2)	(63,788 - 95,818)
			1832-1	Warehouse and Toolroom Worker I	2099(2)	(43,827 - 65,813)
			1835-1	Storekeeper I	2393(2)	(49,965 - 75,063)
			1859-2	Procurement Analyst II	3762(2)	(78,550 - 117,992)
			3111-2	Occupational Trainee II	1471(6)	(30,714 - 46,165)
			3168	Senior Event Attendant	2124(2)	(44,349 - 66,586)
			3172	Event Attendant	1647(6)	(34,389 - 51,636)
			3181	Security Officer	2182(2)	(45,560 - 68,444)
			3184	Senior Security Officer	2431(2)	(50,759 - 76,274)
			3199	Security Aide	1770(2)	(36,957 - 55,519)
			3200	Principal Security Officer	2709(2)	(56,563 - 84,960)
			3583	Truck Operator	2346(6)	(48,984 - 73,602)

Library

Position Counts

2023-24	Change	2024-25	Code	Title	2024-25 Salary Range and Annual Salary
---------	--------	---------	------	-------	--

AS NEEDED

To be Employed As Needed in Such Numbers as Required

	6152-1	Librarian I	2800(6)	(58,464 - 87,842)
	6152-2	Librarian II	3283(2)	(68,549 - 102,938)
	6152-3	Librarian III	3571(2)	(74,562 - 112,000)
	6153	Senior Librarian	3875(2)	(80,910 - 121,521)
	6155-1	Principal Librarian I	4520(2)	(94,377 - 141,796)
	9167-2	Senior Personnel Analyst II	5732(2)	(119,684 - 179,776)
	9171-1	Senior Management Analyst I	4629(2)	(96,653 - 145,199)
	9182	Chief Management Analyst	6502(2)	(135,761 - 203,955)
	9184	Management Analyst	3762(2)	(78,550 - 117,992)

	Regular Positions	Commissioner Positions
Total	1,298	5

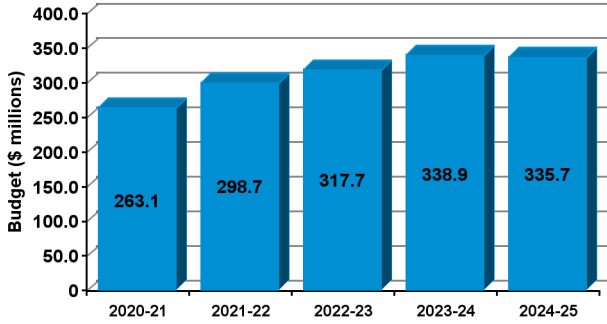
THIS PAGE INTENTIONALLY LEFT BLANK

RECREATION AND PARKS

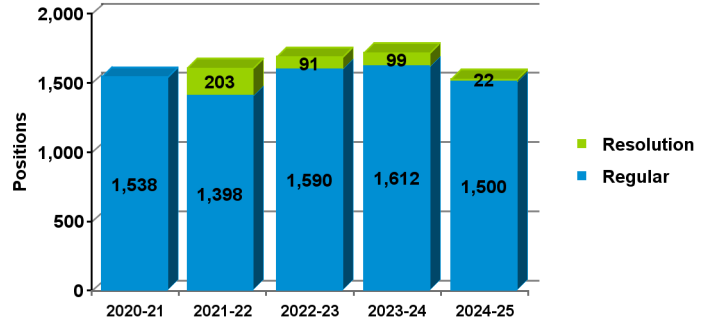
2024-25 Proposed Budget

FIVE-YEAR HISTORY OF BUDGET AND POSITION AUTHORITIES

FIVE-YEAR BUDGET HISTORY



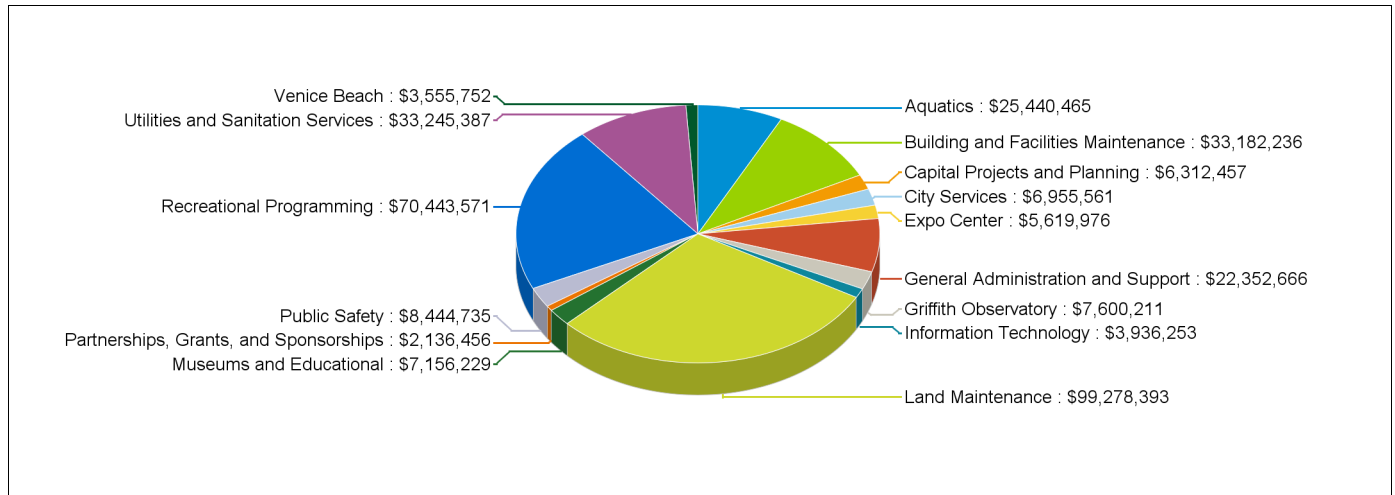
FIVE-YEAR POSITION AUTHORITY HISTORY



SUMMARY OF 2024-25 PROPOSED BUDGET CHANGES

	Total Budget			General Fund				Special Fund		
		Regular	Resolution		Regular	Resolution		Regular	Resolution	
2023-24 Adopted	\$338,886,309	1,612	99	-	-	-	\$338,886,309 100.0%	1,612	99	
2024-25 Proposed	\$335,660,348	1,500	22	-	-	-	\$335,660,348 100.0%	1,500	22	
Change from Prior Year	(\$3,225,961)	(112)	(77)	-	-	-	(\$3,225,961)	(112)	(77)	

2024-25 FUNDING DISTRIBUTION BY PROGRAM



MAIN BUDGET ITEMS

	Funding	Positions
* Senior Centers Enhancement	\$1,250,000	-
* Childcare Centers	\$1,174,806	-
* Heating and Cooling Centers	\$392,000	-

Recapitulation of Changes

	Adopted Budget 2023-24	Total Budget Changes	Total Budget 2024-25
EXPENDITURES AND APPROPRIATIONS			
Salaries			
Salaries General	132,256,826	(11,070,660)	121,186,166
Salaries, As-Needed	65,131,536	(16,802,290)	48,329,246
Overtime General	1,764,595	-	1,764,595
Hiring Hall Salaries	1,102,246	(100,000)	1,002,246
Benefits Hiring Hall	344,236	-	344,236
Total Salaries	<u>200,599,439</u>	<u>(27,972,950)</u>	<u>172,626,489</u>
Expense			
Printing and Binding	490,517	-	490,517
Contractual Services	16,505,860	676,732	17,182,592
Field Equipment Expense	123,285	-	123,285
Maintenance Materials, Supplies and Services	12,763,272	(2,493,612)	10,269,660
Transportation	105,203	-	105,203
Utilities Expense Private Company	30,383,996	(109,510)	30,274,486
Uniforms	294,890	8,400	303,290
Animal Food/Feed and Grain	31,055	-	31,055
Camp Food	320,130	-	320,130
Office and Administrative	1,671,695	(60,333)	1,611,362
Operating Supplies	6,787,819	(991,099)	5,796,720
Leasing	103,004	-	103,004
Total Expense	<u>69,580,726</u>	<u>(2,969,422)</u>	<u>66,611,304</u>
Equipment			
Other Operating Equipment	23,000	375,000	398,000
Total Equipment	<u>23,000</u>	<u>375,000</u>	<u>398,000</u>
Special			
Refuse Collection	2,890,490	109,510	3,000,000
Children's Play Equipment	1,067,250	-	1,067,250
General Fund Reimbursement	64,725,404	27,231,901	91,957,305
Total Special	<u>68,683,144</u>	<u>27,341,411</u>	<u>96,024,555</u>
Total Recreation and Parks	<u>338,886,309</u>	<u>(3,225,961)</u>	<u>335,660,348</u>

Recreation and Parks

Recapitulation of Changes

	Adopted Budget 2023-24	Total Budget Changes	Total Budget 2024-25
--	------------------------------	----------------------------	----------------------------

SOURCES OF FUNDS

Recreation and Parks Other Revenue	338,886,309	(3,225,961)	335,660,348
Total Funds	338,886,309	(3,225,961)	335,660,348
Percentage Change			(0.95)%
Positions	1,612	(112)	1,500

Changes Applicable to Various Programs

The following changes involve two or more budgetary programs. These changes are explained below and apportioned as single entries in the affected programs. Single-program changes are shown only in the programs involved.

Program Changes	Direct Cost	Positions	Total Cost
Changes in Salaries, Expense, Equipment, and Special Obligatory Changes			
1. 2023-24 Employee Compensation Adjustment Related costs consist of employee benefits. <i>SG: \$4,421,007</i> <i>Related Costs: \$1,541,163</i>	4,421,007	-	5,962,170
2. 2024-25 Employee Compensation Adjustment Related costs consist of employee benefits. <i>SG: \$2,560,176</i> <i>Related Costs: \$892,478</i>	2,560,176	-	3,452,654
3. Change in Number of Working Days Increase funding to reflect one additional working day. There will be 261 working days in 2024-25. Related costs consist of employee benefits. <i>SG: \$486,754</i> <i>Related Costs: \$169,682</i>	486,754	-	656,436
4. Full Funding for Partially Financed Positions Related costs consist of employee benefits. <i>SG: \$3,475,298</i> <i>Related Costs: \$1,211,489</i>	3,475,298	-	4,686,787
5. Salary Step and Turnover Effect Related costs consist of employee benefits. <i>SG: (\$1,769,092)</i> <i>Related Costs: (\$616,706)</i>	(1,769,092)	-	(2,385,798)

Program Changes	Direct Cost	Positions	Total Cost
Changes in Salaries, Expense, Equipment, and Special			
Deletion of One-Time Services			
6. Deletion of One-Time Equipment Funding Delete one-time funding for equipment purchases. <i>EQ: (\$23,000)</i>	(23,000)	-	(23,000)
7. Deletion of One-Time Expense Funding Delete one-time Salaries, As-Needed, Hiring Hall Salaries, and expense funding. <i>SAN: (\$11,213,496) SHH: (\$100,000) EX: (\$1,102,300)</i>	(12,415,796)	-	(12,415,796)
8. Deletion of Funding for Resolution Authorities Delete funding for 99 resolution authority positions. Resolution authorities are reviewed annually and continued only if sufficient funding is available to maintain the current service level. Related costs consist of employee benefits. 42 positions are continued as regular positions: Aquatics Support (Five positions) Building and Facilities Services Support (11 positions) Land Maintenance Support (10 positions) Capital Projects and Planning Support (Four positions) New Facilities Assessment (One position) Recreational Programming Support (Six positions) Adaptive Sports Program (One position) Community School Parks Program (One position) Human Resources Support (Two positions) Risk Management Support (One position) 22 positions are continued: Land Maintenance Support (One position) Adaptive Sports Program (Two positions) Community School Parks Program (One position) Childcare Centers (17 positions) Child Care Program Support (One position) 35 vacant positions are not continued as a result of the elimination of vacant positions: Building and Facilities Services Support (Seven positions) Land Maintenance Support (Three positions) Capital Projects and Planning Support (Two positions) New Facilities Assessment (Two positions) Recreational Programming Support (One position) Childcare Centers (17 positions) City Services Support (Two positions) Public Safety Support (One position) <i>SG: (\$5,667,217)</i> <i>Related Costs: (\$2,986,453)</i>	(5,667,217)	-	(8,653,670)
9. Deletion of One-Time Salary Funding Delete one-time Salaries General funding. <i>SG: (\$5,352,482)</i>	(5,352,482)	-	(5,352,482)

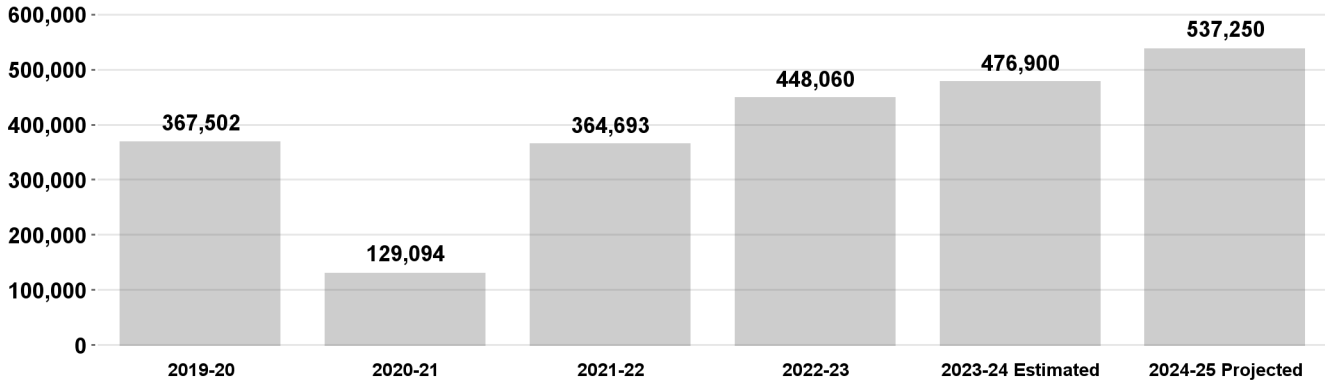
Program Changes	Direct Cost	Positions	Total Cost
Changes in Salaries, Expense, Equipment, and Special			
Continuation of Services			
10. Funding for Partially Financed Facilities Add funding in the Salaries, As-Needed (\$443,268), Contractual Services (\$108,582), Maintenance Materials, Supplies and Services (\$227,745), Office and Administrative (\$4,167), and Operating Supplies (\$11,283) accounts to provide full-year funding for building and facilities, land maintenance, and recreational programming for facilities that were partially financed in 2023-24. The funding for the expense accounts for these facilities was provided in 2023-24. <i>SAN: \$443,268 EX: \$351,777</i>	795,045	-	795,045
Increased Services			
11. New and Expanded Facilities Add nine-months funding and regular authority for 15 positions consisting of eight Gardener Caretakers, one Senior Gardener, one Recreation Coordinator, one Recreation Facility Director, two Aquatic Facility Manager Is, and two Aquatic Facility Manager IIs to support various new and expanded facilities based on the scheduled opening dates. Add funding in the Salaries, As-Needed (\$2,028,895), Contractual Services (\$136,250), Maintenance Materials, Supplies and Services (\$530,001), Uniforms (\$8,400), Office and Administrative (\$13,000), and Operating Supplies (\$115,218) accounts. Add one-time funding in the Operating Supplies (\$7,200) and Other Operating Equipment (\$398,000) accounts. Related costs consist of employee benefits. <i>SG: \$717,241 SAN: \$2,028,895 EX: \$810,069</i> <i>EQ: \$398,000</i> <i>Related Costs: \$502,954</i>	3,954,205	15	4,457,159
Efficiencies to Services			
12. Expense Account Reduction Reduce one-time funding in the amount of \$9,581,358 in the Salaries, As-Needed (\$5,550,000), Maintenance Materials, Supplies and Services (\$2,831,358), and Operating Supplies (\$1,200,000) accounts to reflect anticipated expenditures, which include savings achieved due to Departmental efficiencies and expenditure reductions. <i>SAN: (\$5,550,000) EX: (\$4,031,358)</i>	(9,581,358)	-	(9,581,358)
13. Elimination of Vacant Positions Delete funding and regular authority for 272 positions as a result of the elimination of vacant positions. Resolution authority positions that are not continued as part of the elimination of vacant positions are reflected in the Deletion of Funding for Resolution Authorities item. Related costs consist of employee benefits. <i>SG: (\$19,307,331)</i> <i>Related Costs: (\$11,312,470)</i>	(19,307,331)	(272)	(30,619,801)

Program Changes	Direct Cost	Positions	Total Cost
Changes in Salaries, Expense, Equipment, and Special			
Other Changes or Adjustments			
14. Charter Mandated Appropriation Increase the Department's General Fund appropriation by \$15,870,744 from \$262,006,347 to \$277,877,091 to meet the funding requirement set by the Charter. The additional appropriation will be used to fund the Department's services, utilities (water, electricity, and sanitation services), and reimburse a portion of General Fund indirect costs (pensions, health, and Medicare benefits).	-	-	-
15. General Fund Reimbursement Increase funding for General Fund cost reimbursements by \$27,231,901 from \$64,725,404 to \$91,957,305. Funds will be applied toward the reimbursement of General Fund costs including the City Employee Retirement System, Medicare, Employee Assistance, Civilian Flex programs, and other related costs not billed to the Department. <i>SP: \$27,231,901</i>	27,231,901	-	27,231,901
TOTAL CHANGES APPLICABLE TO VARIOUS PROGRAMS	<u>(11,191,890)</u>	<u>(257)</u>	

Museums and Educational

This program provides historic and education-based services through museum facilities and exhibits. It promotes awareness of City history, historical knowledge, and environmental and cultural stewardship as well as the conservation of marine life and the preservation of historical artifacts.

Number of Annual Museum Visitors (Excluding Griffith Observatory)

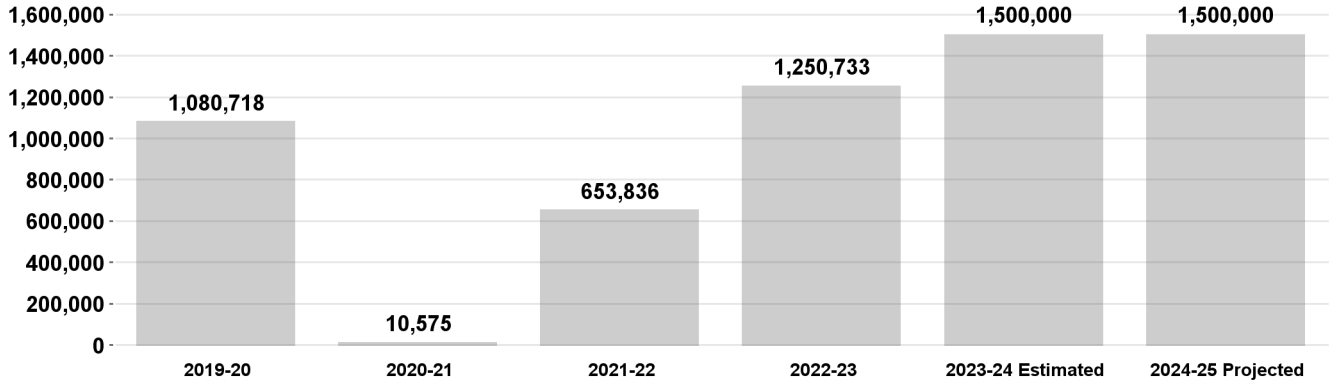


Program Changes	Direct Cost	Positions	Total Cost
Changes in Salaries, Expense, Equipment, and Special			
Apportionment of Changes Applicable to Various Programs	338,865	(6)	187,262
Related costs consist of employee benefits.			
SG: (\$237,190) SAN: (\$87,905) EX: (\$25,915)			
SP: \$689,875			
Related Costs: (\$151,603)			
TOTAL Museums and Educational	338,865	(6)	
2023-24 Program Budget	6,817,364	44	
Changes in Salaries, Expense, Equipment, and Special	338,865	(6)	
2024-25 PROGRAM BUDGET	7,156,229	38	

Griffith Observatory

This program provides residents and visitors with observational, inspirational, and educational experiences through state-of-the-art planetarium shows, unique interactive exhibits, cutting-edge school programs, innovative public programs and events, and breathtaking vistas and historical architectures.

Number of Griffith Observatory Visitors

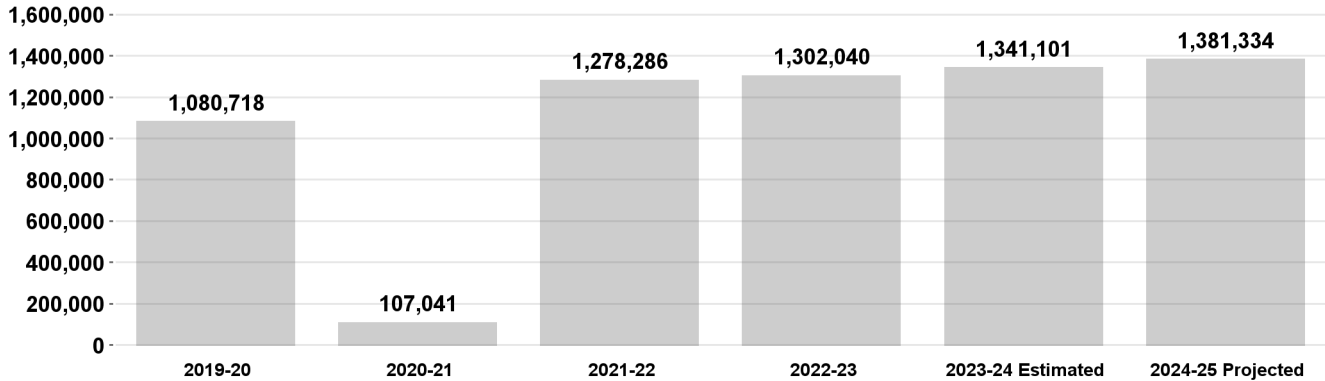


Program Changes	Direct Cost	Positions	Total Cost
Changes in Salaries, Expense, Equipment, and Special			
Apportionment of Changes Applicable to Various Programs	98,221	(1)	105,906
Related costs consist of employee benefits.			
SG: (\$2,242) SAN: (\$241,702) EX: (\$57,236)			
SP: \$399,401			
Related Costs: \$7,685			
TOTAL Griffith Observatory	98,221	(1)	
2023-24 Program Budget	7,501,990	23	
Changes in Salaries, Expense, Equipment, and Special	98,221	(1)	
2024-25 PROGRAM BUDGET	7,600,211	22	

Aquatics

This program provides recreation-based aquatic programs and activities at public swimming pools and open water facilities throughout the City, including lifeguard services and pool maintenance and operations.

Total Recreational Swim Attendance



Program Changes	Direct Cost	Positions	Total Cost
Changes in Salaries, Expense, Equipment, and Special			
Apportionment of Changes Applicable to Various Programs	3,202,274	(1)	3,142,858
Related costs consist of employee benefits. SG: \$23,755 SAN: \$298,281 EX: (\$260,508) SP: \$3,140,746 Related Costs: (\$59,416)			
Continuation of Services			
16. Aquatics Support	512,667	5	768,548
Continue funding and add regular authority for five positions consisting of one Aquatic Director, one Aquatic Facility Manager I, one Aquatic Facility Manager II, one Aquatic Facility Manager III, and one Superintendent of Recreation and Parks Operations to provide oversight of aquatic programs and operations. Related costs consist of employee benefits. SG: \$512,667 Related Costs: \$255,881			
17. Aquatics Staffing Realignment	-	103	2,993,651
Add funding and regular authority for 15 positions consisting of seven Seasonal Pool Manager Is, five Swimming Pool Clerks, two Administrative Clerks, and one Open Water Lifeguard II and add funding and regular authority for 88 half-time positions consisting of 13 Seasonal Pool Manager Is, 35 Pool Lifeguards, six Swimming Pool Clerks, 24 Locker Room Attendants, four Administrative Clerks, and six Open Water Lifeguard IIs to maintain safe staffing levels at City aquatic facilities. Delete funding in the Salaries, As-Needed Account. Related costs consist of employee benefits. SG: \$3,602,957 SAN: (\$3,602,957) Related Costs: \$2,993,651			

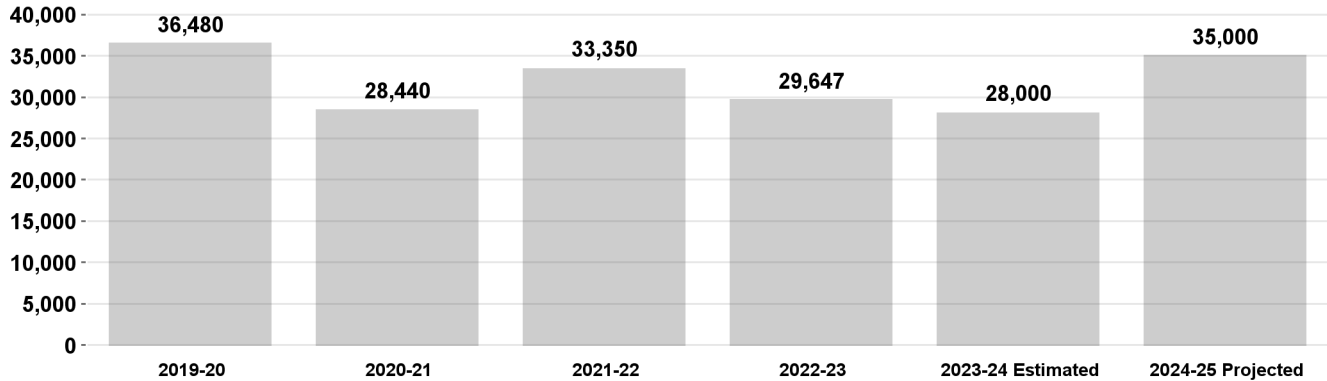
Aquatics

Program Changes	Direct Cost	Positions	Total Cost
Changes in Salaries, Expense, Equipment, and Special			
Other Changes or Adjustments			
18. Aquatics Pay Grade Adjustments	-	-	-
Upgrade two Aquatic Facility Manager IIs to two Aquatic Facility Manager IIIs. The incremental salary costs will be absorbed by the Department.			
TOTAL Aquatics	<u>3,714,941</u>	<u>107</u>	
2023-24 Program Budget	21,725,524	66	
Changes in Salaries, Expense, Equipment, and Special	<u>3,714,941</u>	<u>107</u>	
2024-25 PROGRAM BUDGET	<u>25,440,465</u>	<u>173</u>	

Building and Facilities Maintenance

This program provides construction and maintenance services to park buildings and facilities.

Maintenance Job Orders Completed

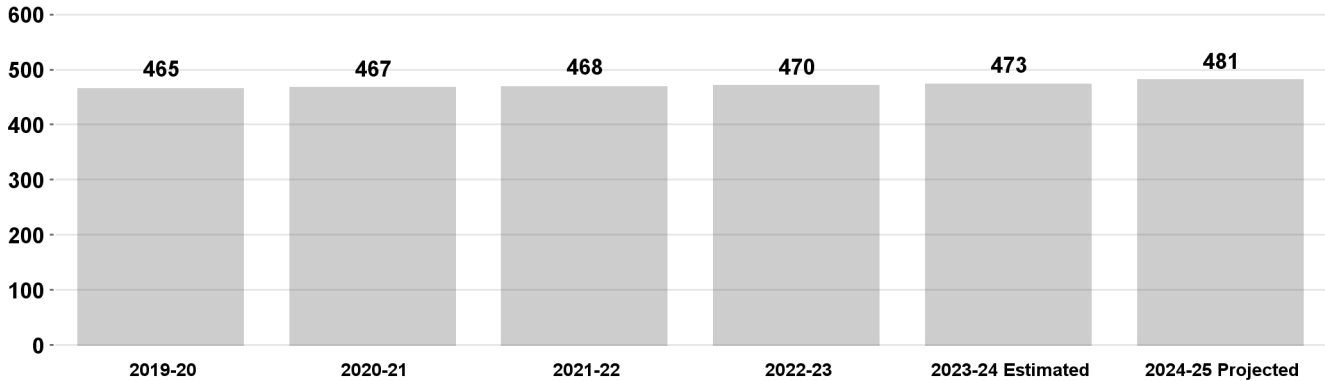


Program Changes	Direct Cost	Positions	Total Cost
Changes in Salaries, Expense, Equipment, and Special			
Apportionment of Changes Applicable to Various Programs	(1,688,615)	(32)	(3,633,454)
Related costs consist of employee benefits.			
SG: (\$3,980,941) SAN: (\$34,959) EX: (\$214,359)			
SP: \$2,541,644			
Related Costs: (\$1,944,839)			
Continuation of Services			
19. Building and Facilities Services Support	1,122,993	11	1,699,527
Continue funding and add regular authority for 11 positions consisting of one Building Construction and Maintenance Superintendent, one Construction and Maintenance Supervisor II, one Locksmith, three Painters, two Carpenters, one Electrician Supervisor, and two Senior Administrative Clerks to support the Fire Life Safety program and pool reopening and to provide preventive maintenance. Seven vacant positions consisting of one Building Repairer II, two Mechanical Repairers, one Construction and Maintenance Superintendent, one Painter, one Electrician, and one Senior Carpenter are not continued. Related costs consist of employee benefits.			
SG: \$1,122,993			
Related Costs: \$576,534			
Other Changes or Adjustments			
20. Roofing Position Adjustment	-	-	-
Add funding and regular authority for one Roofer Supervisor. Delete funding and regular authority for one Senior Roofer. The salary cost difference will be absorbed by the Department.			
TOTAL Building and Facilities Maintenance	(565,622)	(21)	
2023-24 Program Budget	33,747,858	161	
Changes in Salaries, Expense, Equipment, and Special	(565,622)	(21)	
2024-25 PROGRAM BUDGET	33,182,236	140	

Land Maintenance

This program provides general upkeep, cleanliness, and maintenance of park grounds and facilities, including public restrooms.

Number of Parks Maintained

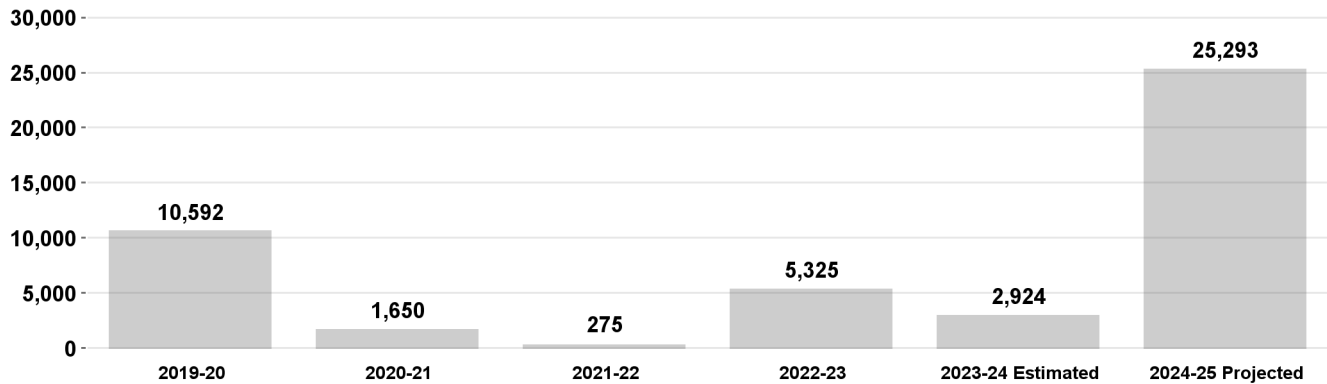


Program Changes	Direct Cost	Positions	Total Cost
Changes in Salaries, Expense, Equipment, and Special			
Apportionment of Changes Applicable to Various Programs	(1,758,561)	(129)	(6,772,252)
Related costs consist of employee benefits.			
SG: (\$9,782,360) SAN: (\$825,962) SHH: (\$100,000)			
EX: (\$1,573,661) EQ: \$375,000 SP: \$10,148,422			
Related Costs: (\$5,013,691)			
Continuation of Services			
21. Land Maintenance Support	1,001,304	10	1,535,503
Continue funding and add regular authority for 10 positions consisting of two Principal Grounds Maintenance Supervisor IIs, one Senior Administrative Clerk, five Senior Gardeners, and two Senior Park Maintenance Supervisors and continue funding and resolution authority for one Superintendent of Recreation and Parks Operations for the management of lakes, public building landscaping, emergency management, homeless issues, and special projects. Three vacant positions consisting of two Park Maintenance Supervisors and one Principal Grounds Maintenance Supervisor II are not continued. Related costs consists employee benefits.			
SG: \$1,001,304			
Related Costs: \$534,199			
TOTAL Land Maintenance	(757,257)	(119)	
2023-24 Program Budget	100,035,650	678	
Changes in Salaries, Expense, Equipment, and Special	(757,257)	(119)	
2024-25 PROGRAM BUDGET	99,278,393	559	

Capital Projects and Planning

This program provides technical services to the Department including: property management, capital improvement administration, engineering, architectural, and environmental compliance. It also coordinates construction and maintenance projects and conducts long-range planning of park property and facilities.

Additional Residents Served by Park within Walking Distance



Program Changes	Direct Cost	Positions	Total Cost
Changes in Salaries, Expense, Equipment, and Special			
Apportionment of Changes Applicable to Various Programs	(1,128,621)	(4)	(1,694,750)
Related costs consist of employee benefits.			
SG: (\$1,157,496) SAN: (\$8,791) EX: (\$506,972)			
SP: \$544,638			
Related Costs: (\$566,129)			
Continuation of Services			
22. Capital Projects and Planning Support	416,011	4	628,320
Continue funding and add regular authority for four positions consisting of two Architectural Associate Is, one Civil Engineering Associate II, and one Electrical Engineering Associate II to implement new park acquisitions, park repair and renovation projects, and park capital improvement projects. Two vacant Landscape Architectural Associates Is are not continued. Related costs consist of employee benefits.			
SG: \$416,011			
Related Costs: \$212,309			
23. New Facilities Assessment	104,690	1	158,007
Continue funding and add regular authority for one Geographic Information Systems Specialist to conduct a new facilities assessment. Two vacant positions consisting of one Geographic Information Systems Specialist and one Geographic Information Systems Supervisor I are not continued. Related costs consist of employee benefits.			
SG: \$104,690			
Related Costs: \$53,317			

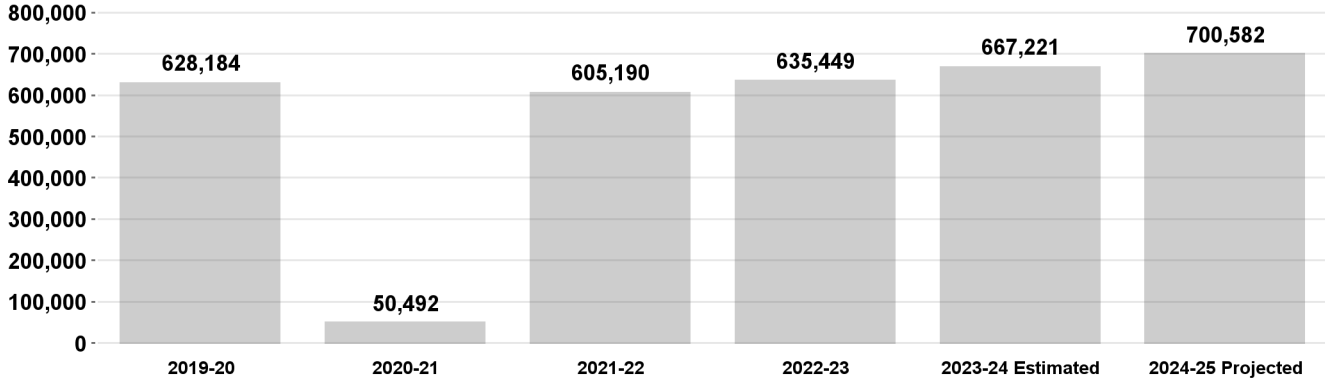
Capital Projects and Planning

TOTAL Capital Projects and Planning	(607,920)	1
2023-24 Program Budget	6,920,377	29
Changes in Salaries, Expense, Equipment, and Special	(607,920)	1
2024-25 PROGRAM BUDGET	6,312,457	30

Expo Center

This program provides recreational, educational, and cultural programs and services in and around South Los Angeles.

Number of EXPO Center Visitors

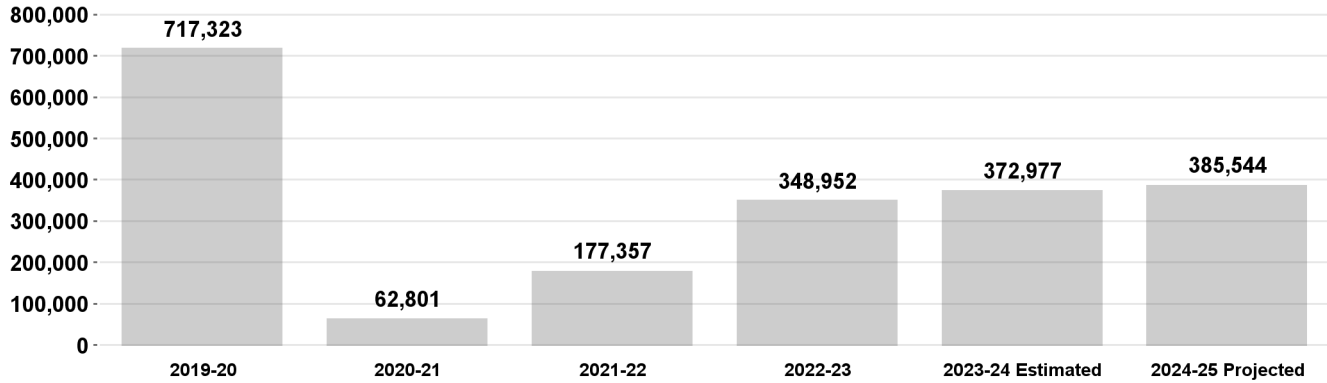


Program Changes	Direct Cost	Positions	Total Cost
Changes in Salaries, Expense, Equipment, and Special			
Apportionment of Changes Applicable to Various Programs	192,167	(3)	107,011
Related costs consist of employee benefits.			
SG: (\$202,152) SAN: (\$75,230) EX: (\$38,779)			
SP: \$508,328			
Related Costs: (\$85,156)			
TOTAL Expo Center	192,167	(3)	
2023-24 Program Budget	5,427,809	31	
Changes in Salaries, Expense, Equipment, and Special	192,167	(3)	
2024-25 PROGRAM BUDGET	5,619,976	28	

Partnerships, Grants, and Sponsorships

This program provides enhanced and expanded recreational programs, environmental stewardship, and improvements to park facilities through partnerships with private entities, sponsorships, donations, and grants.

Number of Participants from Collaborations

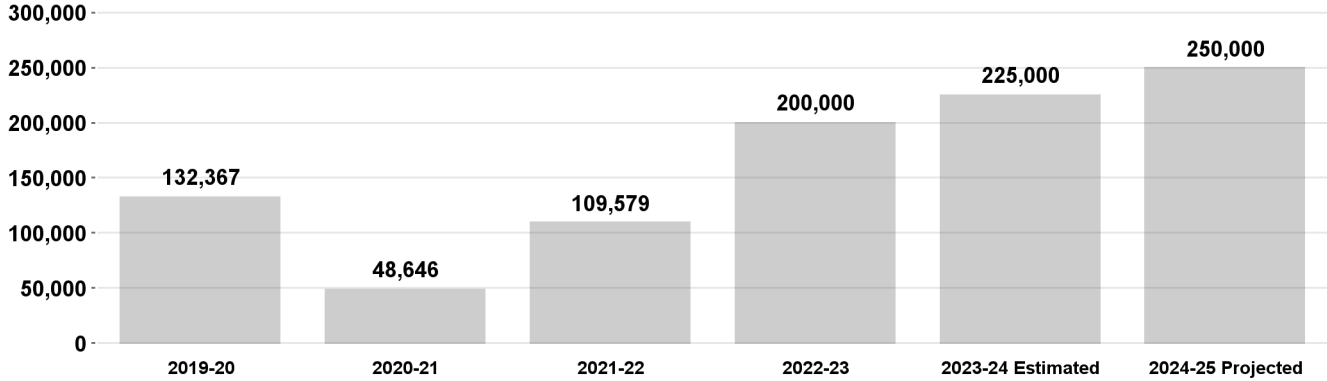


Program Changes	Direct Cost	Positions	Total Cost
Changes in Salaries, Expense, Equipment, and Special			
Apportionment of Changes Applicable to Various Programs	141,198	(1)	125,125
Related costs consist of employee benefits.			
SG: (\$7,288) SAN: (\$14,385) EX: (\$520)			
SP: \$163,391			
Related Costs: (\$16,073)			
TOTAL Partnerships, Grants, and Sponsorships	141,198	(1)	
2023-24 Program Budget	1,995,258	10	
Changes in Salaries, Expense, Equipment, and Special	141,198	(1)	
2024-25 PROGRAM BUDGET	2,136,456	9	

Recreational Programming

This program provides recreational activities, cultural activities, sports program activities, youth and senior activities, and community events.

Number of Youth and Adult Sports Program Registrations



Program Changes

Direct Cost Positions Total Cost

Changes in Salaries, Expense, Equipment, and Special

Apportionment of Changes Applicable to Various Programs (1,808,555) (44) (3,272,808)

Related costs consist of employee benefits.

SG: (\$2,792,107) SAN: (\$4,110,617) EX: (\$933,159)

SP: \$6,027,328

Related Costs: (\$1,464,253)

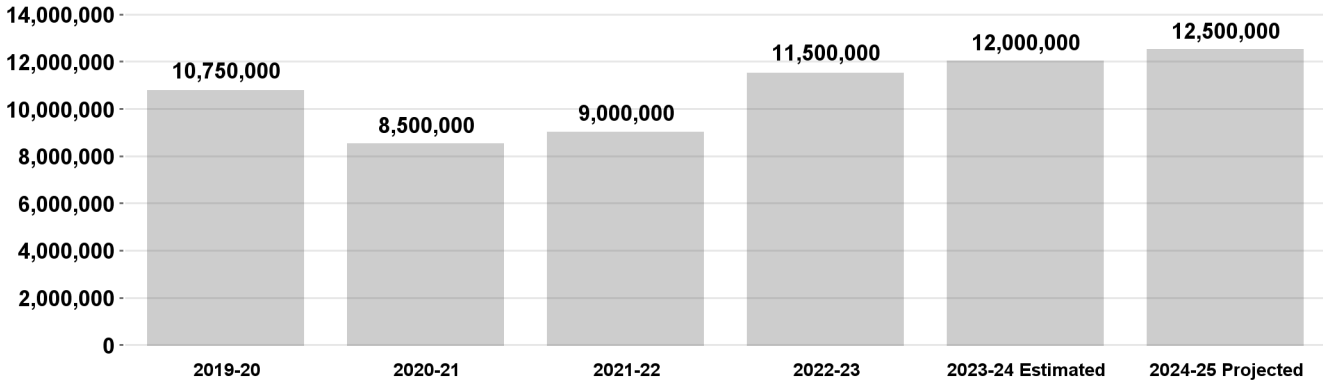
Recreational Programming

Program Changes	Direct Cost	Positions	Total Cost
Changes in Salaries, Expense, Equipment, and Special			
Continuation of Services			
24. Recreational Programming Support Continue funding and add regular authority for six positions consisting of two Senior Recreation Directors, two Recreation Facility Directors, and two Recreation Coordinators to provide programming, supervision for recreational programming, and adaptive programming and administrative support under the Youth Sports Partnership Agreement with LA2028. One vacant Recreation Supervisor is not continued. Related costs consist of employee benefits. <i>SG: \$484,304</i> <i>Related Costs: \$269,861</i>	484,304	6	754,165
25. Adaptive Sports Program Continue funding and add regular authority for one Principal Recreation Supervisor I and continue funding and resolution authority for two Principal Public Relations Representatives to continue the Citywide expansion of the Adaptive Sports Program. Related costs consist of employee benefits. <i>SG: \$302,027</i> <i>Related Costs: \$155,760</i>	302,027	1	457,787
26. Community School Parks Program Continue funding and add regular authority for one Senior Recreation Director and continue funding and resolution authority for one Recreation Supervisor to continue the Community School Parks Program. Related costs consist of employee benefits. <i>SG: \$203,202</i> <i>Related Costs: \$104,484</i>	203,202	1	307,686
Increased Services			
27. Senior Centers Enhancement Add funding in the Salaries, As-Needed (\$1,000,000), Contractual Services (\$100,000), Office and Administrative (\$30,000), and Operating Supplies (\$120,000) accounts to fund additional programming, supplies, and additional operating hours in the Department's senior centers. <i>SAN: \$1,000,000 EX: \$250,000</i>	1,250,000	-	1,250,000
TOTAL Recreational Programming	430,978	(36)	
2023-24 Program Budget	70,012,593	368	
Changes in Salaries, Expense, Equipment, and Special	430,978	(36)	
2024-25 PROGRAM BUDGET	70,443,571	332	

Venice Beach

This program provides recreational programming and maintenance services at the Venice Beach Boardwalk, Venice Skate Park, Muscle Beach, the Venice Recreation Center, and basketball and tennis courts in the area.

Number of Annual Visitors



Program Changes	Direct Cost	Positions	Total Cost
Changes in Salaries, Expense, Equipment, and Special			
Apportionment of Changes Applicable to Various Programs	353,571	(3)	265,605
Related costs consist of employee benefits.			
SG: (\$176,586) SAN: \$276,567 EX: (\$18,729)			
SP: \$272,319			
Related Costs: (\$87,966)			
TOTAL Venice Beach	353,571	(3)	
2023-24 Program Budget	3,202,181	18	
Changes in Salaries, Expense, Equipment, and Special	353,571	(3)	
2024-25 PROGRAM BUDGET	3,555,752	15	

Utilities and Sanitation Services

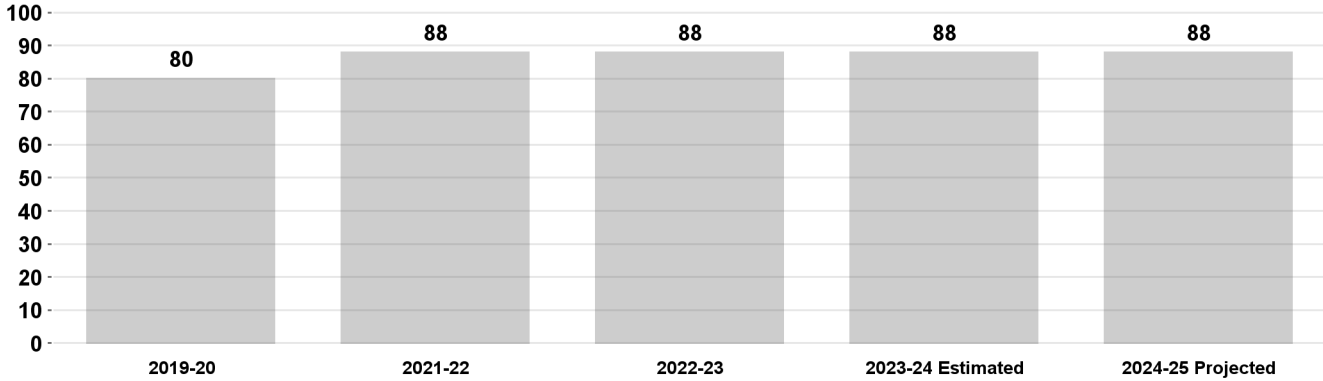
This program provides water, electricity, and refuse collection services for park grounds and facilities (including public restrooms).

Program Changes	Direct Cost	Positions	Total Cost
Changes in Salaries, Expense, Equipment, and Special Other Changes or Adjustments			
28. Sanitation Funding Realignment	-	-	-
Transfer funding between accounts to reflect the Department's current organizational needs. There will be no change to the level of services provided nor to the overall funding provided to the Department.			
<i>EX: (\$109,510) SP: \$109,510</i>			
TOTAL Utilities and Sanitation Services	-	-	-
2023-24 Program Budget	33,245,387	-	-
Changes in Salaries, Expense, Equipment, and Special	-	-	-
2024-25 PROGRAM BUDGET	33,245,387	-	-

Public Safety

This program consists of Park Ranger services. Park Rangers support the Department's recreation and community service mission by providing law enforcement, public education, resource protection, and visitor services on park property.

Percent of Visitors Feeling 'Safe' or 'Very Safe'

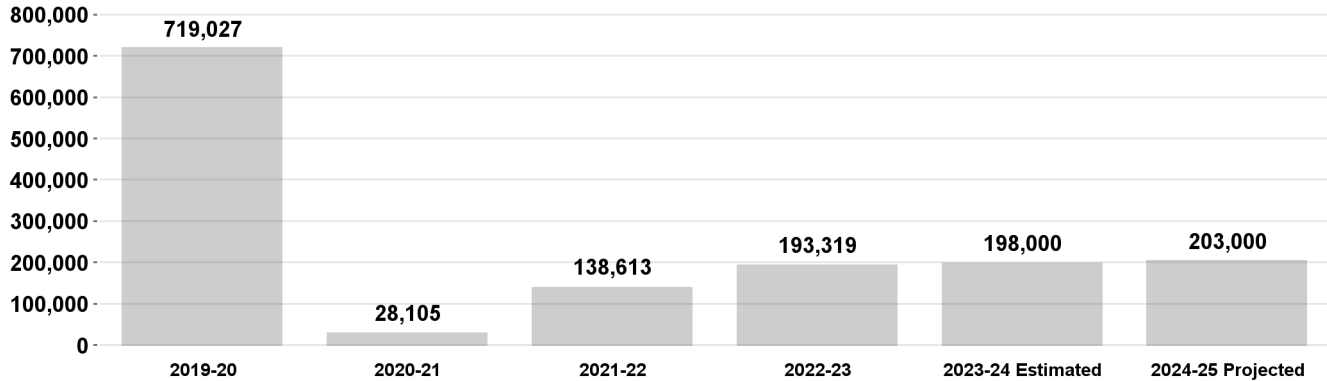


Program Changes	Direct Cost	Positions	Total Cost
Changes in Salaries, Expense, Equipment, and Special			
Apportionment of Changes Applicable to Various Programs	(309,771)	(16)	(911,465)
Related costs consist of employee benefits.			
SG: (\$926,974) SAN: (\$72,802) EX: (\$18,025)			
SP: \$708,030			
Related Costs: (\$601,694)			
Increased Services			
29. Security Camera Maintenance and Repair	61,900	-	61,900
Add funding in the Contractual Services Account to conduct quarterly maintenance and repairs of eight additional security camera systems and internet connections for all sites.			
EX: \$61,900			
TOTAL Public Safety	(247,871)	(16)	
2023-24 Program Budget	8,692,606	55	
Changes in Salaries, Expense, Equipment, and Special	(247,871)	(16)	
2024-25 PROGRAM BUDGET	8,444,735	39	

City Services

This program provides support for citywide services including recreation programming, childcare, emergency preparedness services, and maintenance at facilities not owned by the Department.

Number of Summer Night Lights Participants



Program Changes	Direct Cost	Positions	Total Cost
Changes in Salaries, Expense, Equipment, and Special			
Apportionment of Changes Applicable to Various Programs	(300,767)	(5)	(519,107)
Related costs consist of employee benefits. SG: (\$470,985) SAN: (\$63,741) EX: (\$20,205) SP: \$254,164 Related Costs: (\$218,340)			
Continuation of Services			
30. Childcare Centers	1,174,806	-	1,870,733
Continue funding and resolution authority for 17 positions consisting of one Administrative Clerk, six Child Care Associate IIs, seven Child Care Center Director IIs, one Child Care Program Manager, one Management Analyst, and one Senior Management Analyst I for the operation of 13 childcare centers. Seventeen vacant positions consisting of three Child Care Center Director IIs and 14 Child Care Associate IIs are not continued. Related costs consist of employee benefits. SG: \$1,174,806 Related Costs: \$695,927			
31. Child Care Program Support	128,140	-	188,243
Continue funding and resolution authority for one Principal Recreation Supervisor II to provide supervision and support for child care centers. Related costs consist of employee benefits. SG: \$128,140 Related Costs: \$60,103			
32. Transitional Funding for Childcare Operations	500,000	-	500,000
Add one-time funding in the Contractual Services Account for transitional funding for childcare program operations. EX: \$500,000			

City Services

Program Changes	Direct Cost	Positions	Total Cost
Changes in Salaries, Expense, Equipment, and Special			
Increased Services			
33. Heating and Cooling Centers	392,000	-	392,000
Add funding in the Salaries, As-Needed (\$92,000), Contractual Services (\$270,000), and Maintenance Materials, Supplies and Services (\$30,000) accounts to support staffing at heating and cooling centers and for the installation of 15 refillable water bottle stations. SAN: \$92,000 EX: \$300,000			
TOTAL City Services	1,894,179	(5)	
2023-24 Program Budget	5,061,382	19	
Changes in Salaries, Expense, Equipment, and Special	1,894,179	(5)	
2024-25 PROGRAM BUDGET	6,955,561	14	

Information Technology

This program provides administrative and professional services, as well as technical expertise, to align and deliver information technology resources to the Department.

Program Changes	Direct Cost	Positions	Total Cost
Changes in Salaries, Expense, Equipment, and Special			
Apportionment of Changes Applicable to Various Programs	(41,976)	(4)	(195,790)
Related costs consist of employee benefits.			
SG: (\$280,467) SAN: (\$30,822) EX: (\$3,006)			
SP: \$272,319			
Related Costs: (\$153,814)			
Other Changes or Adjustments			
34. Information Technology Pay Grade Adjustments	-	-	-
Upgrade one Programmer Analyst III to one Programmer Analyst IV. The incremental salary cost will be absorbed by the Department.			
TOTAL Information Technology	(41,976)	(4)	
2023-24 Program Budget	3,978,229	19	
Changes in Salaries, Expense, Equipment, and Special	(41,976)	(4)	
2024-25 PROGRAM BUDGET	3,936,253	15	

General Administration and Support

This program manages Department-wide activities including: policy formulation; administrative decision making; finance and administration; human resources; and public information functions.

Program Changes	Direct Cost	Positions	Total Cost
Changes in Salaries, Expense, Equipment, and Special			
Apportionment of Changes Applicable to Various Programs	(8,481,320)	(8)	(8,723,894)
Related costs consist of employee benefits.			
SG: (\$442,613) SAN: (\$9,299,265) EX: (\$300,738)			
SP: \$1,561,296			
Related Costs: (\$242,574)			
Continuation of Services			
35. Human Resources Support	213,317	2	321,320
Continue funding and add regular authority for two positions consisting of one Senior Personnel Analyst II and one Senior Administrative Clerk to provide human resources support.			
Related costs consist of employee benefits.			
SG: \$213,317			
Related Costs: \$108,003			
36. Risk Management Support	98,568	1	149,755
Continue funding and add regular authority for one Management Analyst to provide risk management support.			
Related costs consist of employee benefits.			
SG: \$98,568			
Related Costs: \$51,187			
TOTAL General Administration and Support	(8,169,435)	(5)	
2023-24 Program Budget	30,522,101	91	
Changes in Salaries, Expense, Equipment, and Special	(8,169,435)	(5)	
2024-25 PROGRAM BUDGET	22,352,666	86	

**RECREATION AND PARKS
DETAIL OF CONTRACTUAL SERVICES ACCOUNT**

2022-23 Actual Expenditures	2023-24 Adopted Budget	2023-24 Estimated Expenditures	Program/Code/Description	2024-25 Contract Amount
Museums and Educational - DC8801				
\$ 5,038	\$ 5,260	\$ 5,000	1. Banning Museum alarm system.....	\$ 5,260
-	5,600	6,000	2. Cabrillo Marine Aquarium computer repair contract.....	5,600
38,925	14,740	15,000	3. Cabrillo Marine Aquarium design and exhibit services	14,740
-	2,000	2,000	4. Cabrillo Marine Aquarium ice machine rental.....	2,000
-	14,800	15,000	5. Cabrillo Marine Aquarium illustrator services.....	14,800
-	7,200	7,000	6. Cabrillo Marine Aquarium photocopier rental.....	7,200
7,350	7,000	7,000	7. Cabrillo Marine Aquarium veterinary services contract.....	7,000
1,499	9,260	9,000	8. Maritime Museum alarm system.....	9,260
1,296	5,240	5,000	9. Point Fermin Lighthouse conservation specialist services.....	5,240
1,829	5,446	6,000	10. Travel Town advertising.....	5,446
<u>\$ 55,937</u>	<u>\$ 76,546</u>	<u>\$ 77,000</u>	Museums and Educational Total	<u>\$ 76,546</u>
Griffith Observatory - DC8802				
\$ 289,666	\$ 335,500	\$ 335,000	11. Audio services, building security, graphic arts, and modular building rental	\$ 335,500
25,000	2,000	2,000	12. Maintenance of projection and computer system	2,000
47,027	20,673	21,000	13. Observatory maintenance	20,673
<u>\$ 361,693</u>	<u>\$ 358,173</u>	<u>\$ 358,000</u>	Griffith Observatory Total	<u>\$ 358,173</u>
Aquatics - DC8807				
\$ -	\$ 45,000	\$ 45,000	14. Pool and bathhouse security	\$ 45,000
<u>\$ -</u>	<u>\$ 45,000</u>	<u>\$ 45,000</u>	Aquatics Total	<u>\$ 45,000</u>
Building and Facilities Maintenance - DC8809				
\$ 49,980	\$ 45,548	\$ 46,000	15. Emergency lighting regulation compliance	\$ 45,548
747,579	804,741	805,000	16. Facility and landscape services	962,656
317,763	426,000	426,000	17. Gym floor maintenance	426,000
108,577	134,453	134,000	18. Roofing services.....	134,453
1,079,952	1,327,988	1,328,000	19. Alarm and Fire Regulation 4	1,327,988
<u>\$ 2,303,851</u>	<u>\$ 2,738,730</u>	<u>\$ 2,739,000</u>	Building and Facilities Maintenance Total	<u>\$ 2,896,645</u>
Land Maintenance - DC8810				
\$ 531,054	\$ 27,641	\$ 28,000	20. Chemical toilets	\$ 27,641
602,576	316,800	317,000	21. Department equipment analysis	316,800
-	128,133	128,000	22. Floor services	128,133
-	27,286	27,000	23. Pest control	27,286
3,711,497	2,855,794	2,856,000	24. Brush clearance services	2,855,794
-	4,167	4,000	25. Equipment repair	8,334
340,784	222,462	222,000	26. Fencing	228,462
-	451,000	451,000	27. Harbor Regional Park vegetation management services	451,000
1,056,872	771,767	772,000	28. Safety and maintenance	791,767
54,068	372,559	373,000	29. Synthetic field maintenance	383,392
126,327	226,320	226,000	30. Tree trimming services	232,237
14,162	353,510	353,000	31. Utility costs and maintenance for joint use agreements with Los Angeles Unified School District.....	353,510
<u>\$ 6,437,340</u>	<u>\$ 5,757,439</u>	<u>\$ 5,757,000</u>	Land Maintenance Total	<u>\$ 5,804,356</u>
Capital Projects and Planning - DC8811				
\$ -	\$ 24,500	\$ 25,000	32. Environmental regulatory fees	\$ 24,500
161,973	45,000	45,000	33. Environmental services	45,000
-	91,000	91,000	34. Hazardous materials disposal	91,000
-	500,000	500,000	35. Geographic information systems consultant.....	-
<u>\$ 161,973</u>	<u>\$ 660,500</u>	<u>\$ 661,000</u>	Capital Projects and Planning Total	<u>\$ 160,500</u>
EXPO Center - DC8812				
\$ 250,408	\$ 572,955	\$ 573,000	36. EXPO Center facility and professional services	\$ 572,955
<u>\$ 250,408</u>	<u>\$ 572,955</u>	<u>\$ 573,000</u>	EXPO Center Total	<u>\$ 572,955</u>

**RECREATION AND PARKS
DETAIL OF CONTRACTUAL SERVICES ACCOUNT**

2022-23 Actual Expenditures	2023-24 Adopted Budget	2023-24 Estimated Expenditures	Program/Code/Description	2024-25 Contract Amount
Recreational Programming - DC8820				
\$ 630,144	\$ 160,000	\$ 160,000	37. Bus rentals for youth activities.....	\$ 160,000
			38. Clean and Safe Spaces Parks tree trimming, entertainment, and training services	186,780
532,890	186,780	187,000		
325,828	413,600	414,000	39. Youth specialist services.....	423,600
-	-	-	40. Senior Centers.....	100,000
			41. Information Technology Agency data and phone hookup and fire safety inspection	58,829
-	58,829	59,000		
-	43,250	43,000	42. Recreation center security	43,250
-	14,000	14,000	43. Camp Hollywoodland maintenance services	14,000
-	1,000	1,000	44. Camp Seely housing allowance.....	1,000
-	2,400	2,000	45. Chimney and kitchen inspection services.....	2,400
-	5,500	5,000	46. Out-of-town camp septic tank pumping and chemical toilets services.....	5,500
24,731	49,749	50,000	47. Out-of-town camp waste management services	49,749
<u>\$ 1,513,593</u>	<u>\$ 935,108</u>	<u>\$ 935,000</u>	Recreational Programming Total	<u>\$ 1,045,108</u>
Venice Beach - DC8821				
\$ 118,415	\$ 102,200	\$ 102,000	48. Venice Beach 24-hour restroom services.....	\$ 132,200
174,615	202,850	203,000	49. Venice Beach cameras and maintenance.....	202,850
<u>\$ 293,030</u>	<u>\$ 305,050</u>	<u>\$ 305,000</u>	Venice Beach Total	<u>\$ 335,050</u>
Public Safety - DC8823				
\$ 1,701,719	\$ 656,160	\$ 656,000	50. Security services.....	\$ 718,060
183,421	92,617	93,000	51. Ranger expenses	92,617
<u>\$ 1,885,140</u>	<u>\$ 748,777</u>	<u>\$ 749,000</u>	Public Safety Total	<u>\$ 810,677</u>
City Services - DC8824				
\$ 4,674	\$ -	\$ -	52. COVID response.....	\$ -
14,108	-	-	53. Alternative learning.....	-
-	-	-	54. Heating and Cooling Centers.....	270,000
-	-	-	55. Child care.....	500,000
1,179,016	1,947,767	1,948,000	56. Public building landscaping	1,947,767
<u>\$ 1,197,798</u>	<u>\$ 1,947,767</u>	<u>\$ 1,948,000</u>	City Services Total	<u>\$ 2,717,767</u>
Technology Support - DC8849				
\$ 1,320,862	\$ 489,483	\$ 489,000	57. Data management.....	\$ 489,483
38,592	8,000	8,000	58. Computer training and technical services	8,000
<u>\$ 1,359,454</u>	<u>\$ 497,483</u>	<u>\$ 497,000</u>	Technology Support Total	<u>\$ 497,483</u>
General Administration and Support - DC8850				
\$ -	\$ 100,000	\$ 100,000	59. Audit consulting	\$ 100,000
694,912	763,966	764,000	60. Equipment and office machine rentals	763,966
249,446	366,266	366,000	61. Waste management services	366,266
48,911	59,295	59,000	62. Human resources support and training	59,295
-	72,805	73,000	63. Language access services.....	72,805
629,543	500,000	500,000	64. Park safety.....	500,000
42,621	-	-	65. Public outreach and marketing.....	-
<u>\$ 1,665,433</u>	<u>\$ 1,862,332</u>	<u>\$ 1,862,000</u>	General Administration and Support Total	<u>\$ 1,862,332</u>
<u>\$ 17,485,650</u>	<u>\$ 16,505,860</u>	<u>\$ 16,506,000</u>	TOTAL CONTRACTUAL SERVICES ACCOUNT	<u>\$ 17,182,592</u>

Recreation and Parks

Position Counts					2024-25 Salary Range and Annual Salary	
2023-24	Change	2024-25	Code	Title		
GENERAL						
Regular Positions						
-	24	24	0844	Locker Room Attendant (Half-Time)	\$17.81/hr	
1	-	1	0847	Astronomical Observer	3184(2)	(66,481 - 99,889)
1	-	1	0883	Service Coordinator	4799(2)	(100,203 - 150,544)
7	(1)	6	1116	Secretary	2664(2)	(55,624 - 83,603)
3	-	3	1117-2	Executive Administrative Assistant II	3206(2)	(66,941 - 100,558)
1	-	1	1117-3	Executive Administrative Assistant III	3437(2)	(71,764 - 107,803)
1	-	1	1129	Personnel Records Supervisor	3165(2)	(66,085 - 99,242)
-	5	5	1131-1	Swimming Pool Clerk I	1277(12)	(26,663 - 40,026)
-	6	6	1131-1	Swimming Pool Clerk I (Half-Time)	1277(12)	(26,663 - 40,026)
2	-	2	1170	Payroll Supervisor	3634(2)	(75,877 - 114,004)
1	-	1	1191-1	Archivist I	3139(2)	(65,542 - 98,449)
13	(2)	11	1223	Accounting Clerk	2587(2)	(54,016 - 81,139)
1	-	1	1253	Chief Clerk	3544(2)	(73,998 - 111,206)
24	1	25	1358	Administrative Clerk	1989(2)	(41,530 - 62,431)
-	4	4	1358	Administrative Clerk (Half-Time)	1989(2)	(41,530 - 62,431)
25	(5)	20	1368	Senior Administrative Clerk	2451(2)	(51,176 - 76,880)
1	(1)	-	1429	IT Specialist	3165(2)	(66,085 - 99,242)
3	(2)	1	1431-3	Programmer/Analyst III	4005(2)	(83,624 - 125,614)
-	1	1	1431-4	Programmer/Analyst IV	4337(2)	(90,556 - 136,033)
1	-	1	1455-1	Systems Administrator I	4671(7)	(97,530 - 146,494)
1	-	1	1455-2	Systems Administrator II	5024(2)	(104,901 - 157,581)
2	(1)	1	1461-2	Communications Information Representative II	2451(2)	(51,176 - 76,880)
4	-	4	1513	Accountant	2951(2)	(61,616 - 92,581)
1	-	1	1517-1	Auditor I	3168(2)	(66,147 - 99,409)
1	-	1	1518	Senior Auditor	3990(2)	(83,311 - 125,133)
1	-	1	1523-1	Senior Accountant I	3426(2)	(71,534 - 107,490)
3	-	3	1523-2	Senior Accountant II	3712(2)	(77,506 - 116,468)
2	-	2	1525-2	Principal Accountant II	4504(2)	(94,043 - 141,274)
2	-	2	1539	Management Assistant	2678(2)	(55,916 - 84,021)
1	-	1	1542	Project Assistant	2678(2)	(55,916 - 84,021)
1	-	1	1555-1	Fiscal Systems Specialist I	4714(2)	(98,428 - 147,872)
1	-	1	1593-4	Departmental Chief Accountant IV	6502(2)	(135,761 - 203,955)
4	-	4	1596	Systems Analyst	3762(2)	(78,550 - 117,992)
5	(1)	4	1597-1	Senior Systems Analyst I	4451(2)	(92,936 - 139,624)
1	(1)	-	1597-2	Senior Systems Analyst II	5508(2)	(115,007 - 172,719)

Recreation and Parks

Position Counts					
2023-24	Change	2024-25	Code	Title	2024-25 Salary Range and Annual Salary
<u>GENERAL</u>					
<u>Regular Positions</u>					
2	-	2	1670-1	Graphics Designer I	2563(2) (53,515 - 80,388)
1	-	1	1670-3	Graphics Designer III	3474(2) (72,537 - 108,993)
2	-	2	1702-1	Emergency Management Coordinator I	4440(2) (92,707 - 139,290)
1	-	1	1714-3	Personnel Director III	6782(2) (141,608 - 212,725)
1	-	1	1726-2	Safety Engineering Associate II	3816(7) (79,678 - 119,684)
1	-	1	1727	Safety Engineer	4671(2) (97,530 - 146,494)
1	-	1	1779-1	Data Analyst I	3764(2) (78,592 - 118,076)
1	(1)	-	1785-1	Public Relations Specialist I	2678(2) (55,916 - 84,021)
2	-	2	1793-1	Photographer I	2781(2) (58,067 - 87,236)
1	-	1	1800-1	Public Information Director I	4583(2) (95,693 - 143,779)
1	-	1	1802	Video Production Coordinator	2969(2) (61,992 - 93,145)
41	(13)	28	1966	Park Ranger	3071(3) (64,122 - 84,125)
8	(2)	6	1967-1	Senior Park Ranger I	3407 (71,138 - 93,333)
2	-	2	1967-2	Senior Park Ranger II	3768 (78,675 - 103,188)
1	-	1	1968	Chief Park Ranger	5408(2) (112,919 - 169,650)
1	-	1	2397	Banning Residence Museum Director	3526(2) (73,622 - 110,601)
3	(1)	2	2398	Historic Site Curator	2931(2) (61,199 - 91,913)
4	(1)	3	2400-1	Aquarist I	2941(2) (61,408 - 92,247)
1	-	1	2400-2	Aquarist II	3271(2) (68,298 - 102,625)
1	-	1	2402	Marine Aquarium Exhibits Director	3547(2) (74,061 - 111,269)
1	-	1	2403	Marine Aquarium Program Director	3547(2) (74,061 - 111,269)
1	-	1	2404	Marine Aquarium Administrator	4664(2) (97,384 - 146,306)
1	-	1	2406	Maritime Museum Director	3527(2) (73,643 - 110,622)
1	-	1	2407	Maritime Museum Curator	2840(2) (59,299 - 89,053)
-	7	7	2409	Seasonal Pool Manager I	\$24.18/hr
-	13	13	2409	Seasonal Pool Manager I (Half-Time)	\$24.18/hr
1	-	1	2412-1	Park Services Attendant I	1552(5) (32,405 - 48,650)
8	(2)	6	2412-2	Park Services Attendant II	2203(2) (45,998 - 69,133)
-	35	35	2413	Pool Lifeguard (Half-Time)	\$20.65/hr
3	1	4	2419	Aquatic Director	3469(7) (72,432 - 108,805)
-	1	1	2420-2	Open Water Lifeguard II	\$34.18/hr
-	6	6	2420-2	Open Water Lifeguard II (Half-Time)	\$34.18/hr
3	(1)	2	2422	Senior Park Services Attendant	2556(2) (53,369 - 80,179)
25	-	25	2423-1	Aquatic Facility Manager I	2628(2) (54,872 - 82,434)
23	-	23	2423-2	Aquatic Facility Manager II	2926(2) (61,094 - 91,788)

Recreation and Parks

Position Counts						
2023-24	Change	2024-25	Code	Title	2024-25 Salary Range and Annual Salary	
<u>GENERAL</u>						
<u>Regular Positions</u>						
1	3	4	2423-3	Aquatic Facility Manager III	3258(8)	(68,027 - 102,228)
2	-	2	2424	Principal Park Services Attendant	2998(2)	(62,598 - 94,022)
3	-	3	2425-2	Marine Aquarium Curator II	3194(2)	(66,690 - 100,182)
1	-	1	2426	Park Services Supervisor	3547(2)	(74,061 - 111,269)
112	2	114	2434	Recreation Facility Director	2783(2)	(58,109 - 87,320)
64	-	64	2446	Senior Recreation Director	3107(2)	(64,874 - 97,446)
16	-	16	2460	Recreation Supervisor	3650(2)	(76,212 - 114,526)
5	1	6	2464-1	Principal Recreation Supervisor I	3866(2)	(80,722 - 121,291)
5	-	5	2464-2	Principal Recreation Supervisor II	4443(2)	(92,769 - 139,394)
155	(36)	119	2469	Recreation Coordinator	2500(2)	(52,200 - 78,383)
6	1	7	2472	Superintendent of Rec & Parks Operations	6502(2)	(135,761 - 203,955)
1	-	1	2475	Executive Director Expo Center	6502(2)	(135,761 - 203,955)
15	(7)	8	2490-2	Child Care Associate II	2004(5)	(41,843 - 62,911)
5	-	5	2491-2	Child Care Center Director II	2934(2)	(61,261 - 92,059)
3	-	3	2493-1	Aquarium Educator I	2569(2)	(53,640 - 80,575)
2	-	2	2493-2	Aquarium Educator II	2757(2)	(57,566 - 86,484)
2	(1)	1	2495	Volunteer Coordinator	3194(2)	(66,690 - 100,182)
1	-	1	2500	Community Program Director	4513(2)	(94,231 - 141,608)
7	(2)	5	3112	Maintenance Laborer	1979(2)	(41,321 - 62,076)
23	(7)	16	3114	Tree Surgeon	2531(2)	(52,847 - 79,364)
17	(9)	8	3115	Maintenance and Construction Helper	2099(2)	(43,827 - 65,813)
7	-	7	3117-1	Tree Surgeon Supervisor I	3594(2)	(75,042 - 112,710)
2	-	2	3117-2	Tree Surgeon Supervisor II	3806(2)	(79,469 - 119,391)
1	(1)	-	3118	Sandblast Operator	2346(2)	(48,984 - 73,602)
-	1	1	3124	Building Construction and Maintenance Superintendent	5852(2)	(122,189 - 183,535)
1	-	1	3127-1	Construction and Maintenance Supervisor I		(135,991)
3	1	4	3127-2	Construction and Maintenance Supervisor II		(149,646)
1	-	1	3140	Camp Manager	2427(2)	(50,675 - 76,107)
386	(30)	356	3141	Gardener Caretaker	2099(2)	(43,827 - 65,813)
102	(21)	81	3143	Senior Gardener	2346(2)	(48,984 - 73,602)
31	(1)	30	3145	Park Maintenance Supervisor	2717(2)	(56,730 - 85,211)
8	1	9	3146	Senior Park Maintenance Supervisor	3731(2)	(77,903 - 117,032)
5	1	6	3147-2	Principal Grounds Maintenance Supervisor II	4443(2)	(92,769 - 139,394)
12	(8)	4	3151	Tree Surgeon Assistant	1979(2)	(41,321 - 62,076)

Recreation and Parks

Position Counts					
2023-24	Change	2024-25	Code	Title	2024-25 Salary Range and Annual Salary
<u>GENERAL</u>					
<u>Regular Positions</u>					
6	(3)	3	3181	Security Officer	2182(2) (45,560 - 68,444)
1	-	1	3325	Playground Equipment Supervisor	(100,098)
10	-	10	3333-1	Building Repairer I	2346(2) (48,984 - 73,602)
1	-	1	3333-2	Building Repairer II	2535(2) (52,930 - 79,511)
15	2	17	3344	Carpenter	(97,781)
2	-	2	3345	Senior Carpenter	(109,682)
1	-	1	3346	Carpenter Supervisor	(116,844)
4	-	4	3351	Cement Finisher Worker	2463(2) (51,427 - 77,256)
1	(1)	-	3352-1	Floor Finisher I	2604(6) (54,371 - 81,661)
5	-	5	3353	Cement Finisher	(89,784)
1	-	1	3354	Cement Finisher Supervisor	(107,740)
1	-	1	3364-1	Cook I	1845(2) (38,523 - 57,900)
1	-	1	3364-2	Cook II	1979(2) (41,321 - 62,076)
-	1	1	3393	Locksmith	(95,275)
17	3	20	3423	Painter	(93,730)
2	(1)	1	3424	Senior Painter	(103,105)
2	-	2	3426	Painter Supervisor	(108,847)
2	-	2	3428	Sign Painter	(93,730)
22	(4)	18	3443	Plumber	(107,030)
1	-	1	3444	Senior Plumber	(117,596)
3	-	3	3446	Plumber Supervisor	(124,152)
3	(1)	2	3451	Masonry Worker	(101,831)
4	(3)	1	3476	Roofer	(87,341)
2	(1)	1	3477	Senior Roofer	(96,027)
-	1	1	3478	Roofer Supervisor	(101,539)
37	(29)	8	3523	Light Equipment Operator	2393(2) (49,965 - 75,063)
20	(9)	11	3525	Equipment Operator	(107,114)
1	(1)	-	3558	Power Shovel Operator	(108,137)
10	(6)	4	3583	Truck Operator	2346(6) (48,984 - 73,602)
6	(6)	-	3584	Heavy Duty Truck Operator	2476(6) (51,698 - 77,673)
2	-	2	3585	Motor Sweeper Operator	2916(2) (60,886 - 91,454)
2	-	2	3686	Communications Electrician	(105,819)
1	(1)	-	3723	Upholsterer	(89,491)
1	-	1	3734-1	Equipment Specialist I	3440(2) (71,827 - 107,928)
1	-	1	3734-2	Equipment Specialist II	3816(2) (79,678 - 119,684)

Recreation and Parks

Position Counts			Code	Title	2024-25 Salary Range and Annual Salary	
2023-24	Change	2024-25				
<u>GENERAL</u>						
<u>Regular Positions</u>						
1	-	1	3763	Machinist		(97,029)
3	(2)	1	3771	Mechanical Helper	2209(2)	(46,123 - 69,300)
13	(1)	12	3773	Mechanical Repairer		(98,031)
10	(1)	9	3774	Air Conditioning Mechanic		(107,030)
1	(1)	-	3775	Sheet Metal Worker		(103,063)
2	-	2	3781-1	Air Conditioning Mechanic Supervisor I		(117,658)
1	-	1	3795	Mechanical Repair Supervisor		(109,411)
2	-	2	3796	Welder		(97,029)
1	-	1	3799	Electrical Craft Helper		(72,182)
19	(4)	15	3863	Electrician		(105,819)
2	-	2	3864	Senior Electrician		(116,113)
1	1	2	3865	Electrician Supervisor		(122,753)
25	(1)	24	3913	Irrigation Specialist	2535(2)	(52,930 - 79,511)
1	-	1	4150-2	Street Services Worker II	2346(2)	(48,984 - 73,602)
2	(1)	1	5923	Building Operating Engineer		(107,260)
1	-	1	6215	Astronomical Lecturer	3023(2)	(63,120 - 94,816)
1	-	1	6216	Observatory Program Supervisor	3614(2)	(75,460 - 113,357)
1	-	1	6229-1	Observatory Director I	5410(2)	(112,960 - 169,712)
1	-	1	6229-2	Observatory Director II	6502(2)	(135,761 - 203,955)
1	(1)	-	6230	Curator of Griffith Observatory	4629(2)	(96,653 - 145,199)
1	-	1	6331	Observatory Technical Supervisor	3893(2)	(81,285 - 122,127)
1	1	2	7213	Geographic Information Systems Specialist	3835(2)	(80,074 - 120,310)
1	(1)	-	7237	Civil Engineer	4734(2)	(98,845 - 148,498)
-	1	1	7246-2	Civil Engineering Associate II	3916(6)	(81,766 - 122,774)
1	-	1	7304-2	Environmental Supervisor II	4734(2)	(98,845 - 148,498)
2	(1)	1	7310-2	Environmental Specialist II	3916(2)	(81,766 - 122,774)
1	-	1	7310-3	Environmental Specialist III	4356(2)	(90,953 - 136,638)
-	1	1	7525-2	Electrical Engineering Associate II	3916(6)	(81,766 - 122,774)
1	-	1	7525-4	Electrical Engineering Associate IV	4734(2)	(98,845 - 148,498)
1	(1)	-	7539	Electrical Engineer	4734(2)	(98,845 - 148,498)
1	-	1	7925	Architect	4734(2)	(98,845 - 148,498)
-	2	2	7926-1	Architectural Associate I	3501(6)	(73,100 - 109,828)
1	-	1	7926-2	Architectural Associate II	3916(6)	(81,766 - 122,774)
1	-	1	7929-1	Landscape Architect I	4734(2)	(98,845 - 148,498)
1	-	1	7929-2	Landscape Architect II	5008(2)	(104,567 - 157,080)

Recreation and Parks

Position Counts					2024-25 Salary Range and Annual Salary	
2023-24	Change	2024-25	Code	Title		
GENERAL						
Regular Positions						
4	-	4	7933-3	Landscape Architectural Associate III	4356(2)	(90,953 - 136,638)
1	-	1	7941	City Planning Associate	4069(2)	(84,960 - 127,660)
1	-	1	7944	City Planner	4940(2)	(103,147 - 154,929)
1	(1)	-	7957-4	Structural Engineering Associate IV	4734(2)	(98,845 - 148,498)
1	-	1	9134	Principal Project Coordinator	5135(2)	(107,218 - 161,047)
6	(1)	5	9167-1	Senior Personnel Analyst I	4629(2)	(96,653 - 145,199)
1	1	2	9167-2	Senior Personnel Analyst II	5732(2)	(119,684 - 179,776)
2	-	2	9171-1	Senior Management Analyst I	4629(2)	(96,653 - 145,199)
7	-	7	9171-2	Senior Management Analyst II	5732(2)	(119,684 - 179,776)
2	-	2	9182	Chief Management Analyst	6502(2)	(135,761 - 203,955)
22	-	22	9184	Management Analyst	3762(2)	(78,550 - 117,992)
1	-	1	9230	Chief Financial Officer	7562(2)	(157,894 - 237,196)
4	-	4	9241	Assistant General Manager Recreation & Parks	7445(2)	(155,451 - 233,501)
1	-	1	9243	General Manager Rec & Parks		(314,891)
1	-	1	9375	Director of Systems	6502(2)	(135,761 - 203,955)
1	-	1	9485	Senior Civil Engineer	5567(2)	(116,238 - 174,619)
1	-	1	9489	Principal Civil Engineer	6502(2)	(135,761 - 203,955)
1	-	1	9734-1	Commission Executive Assistant I	2969(2)	(61,992 - 93,145)
1	-	1	9734-2	Commission Executive Assistant II	3762(2)	(78,550 - 117,992)
1,612	(112)	1,500				
Commissioner Positions						
5	-	5	0101-2	Commissioner		\$50/mtg
5	-	5				

AS NEEDED

To be Employed As Needed in Such Numbers as Required

0710-A	Theater Technician	\$17/hr
0710-B	Theater Technician	\$19.84/hr
0710-C	Theater Technician	\$22.66/hr
0834	Park Activity Monitor	\$22.68/hr
0835-A	Day Camp Director I	\$23.74/hr
0835-B	Day Camp Director I	\$25.53/hr
0835-C	Day Camp Director II	\$27.62/hr
0835-D	Day Camp Director II	\$29.68/hr

Recreation and Parks

Position Counts			Code	Title	2024-25 Salary Range and Annual Salary	
2023-24	Change	2024-25				
<u>AS NEEDED</u>						
<u>To be Employed As Needed in Such Numbers as Required</u>						
			0844	Locker Room Attendant	\$17.81/hr	
			0848-B	Observatory Lecturer	\$32.50/hr	
			0849	Telescope Demonstrator	2390(2)	(49,903 - 75,000)
			1121-1	Delivery Driver I	1929(2)	(40,277 - 60,552)
			1121-2	Delivery Driver II	2106(2)	(43,973 - 66,064)
			1131-1	Swimming Pool Clerk I	1277(12)	(26,663 - 40,026)
			1131-2	Swimming Pool Clerk II	1581(8)	(33,011 - 49,610)
			1358	Administrative Clerk	1989(2)	(41,530 - 62,431)
			1501	Student Worker	\$17/hr	
			1502	Student Professional Worker	1471(7)	(30,714 - 46,165)
			1535-1	Administrative Intern I	1701(9)	(35,516 - 53,348)
			1535-2	Administrative Intern II	1854(9)	(38,711 - 58,150)
			1542	Project Assistant	2678(2)	(55,916 - 84,021)
			1550	Program Aide	2045(2)	(42,699 - 64,143)
			2401	Museum Guide	\$18.79/hr	
			2408	Seasonal Pool Manager II	\$31.77/hr	
			2409	Seasonal Pool Manager I	\$24.18/hr	
			2413	Pool Lifeguard	\$20.65/hr	
			2415	Special Program Assistant II	\$18.36/hr	
			2416	Special Program Assistant III	\$22.90/hr	
			2418-1	Assistant Park Services Attendant I	\$17.88/hr	
			2418-2	Assistant Park Services Attendant II	\$22.28/hr	
			2420-1	Open Water Lifeguard I	\$29.93/hr	
			2420-2	Open Water Lifeguard II	\$34.18/hr	
			2421-A	Residential Camp Counselor	\$20/hr	
			2421-B	Residential Camp Counselor	\$22/hr	
			2427-A	Senior Residential Camp Counselor	\$24/hr	
			2427-B	Senior Residential Camp Counselor	\$26/hr	
			2427-C	Senior Residential Camp Counselor	\$28/hr	
			2435	Recreation Aide	\$16.78/hr	
			2453	Golf Starter	2166(2)	(45,226 - 67,943)
			2476	Lifeguard Recruit	\$18/hr	
			2490-1	Child Care Associate I	\$24.17/hr	
			2498	Recreation Assistant	\$19.59/hr	
			2499	Recreation Instructor	\$20.48- \$30.41/hr	

Recreation and Parks

Position Counts			Code	Title	2024-25 Salary Range and Annual Salary	
2023-24	Change	2024-25				
<u>AS NEEDED</u>						
<u>To be Employed As Needed in Such Numbers as Required</u>						
			3181	Security Officer	2182(2)	(45,560 - 68,444)
			3364-1	Cook I	1845(2)	(38,523 - 57,900)
<u>HIRING HALL</u>						
<u>Hiring Hall to be Employed As Needed in Such Numbers as Required</u>						
			0855	Air Conditioning Mechanic - Hiring Hall		\$50.01/hr
			0857	Cabinet Maker - Hiring Hall		\$51.36/hr
			0858	Carpenter - Hiring Hall		\$51.36/hr
			0858-A	Carpenter Apprentice (1st period)		\$25.98/hr
			0858-B	Carpenter Apprentice (2nd period)		\$30.38/hr
			0858-C	Carpenter Apprentice - Hiring Hall		\$34.77/hr
			0858-D	Carpenter Apprentice (4th period)		\$35.97/hr
			0858-E	Carpenter Apprentice (5th period)		\$38.17/hr
			0858-F	Carpenter Apprentice (6th period)		\$40.37/hr
			0858-G	Carpenter Apprentice (7th period)		\$42.57/hr
			0858-H	Carpenter Apprentice (8th period)		\$46.97/hr
			0858-Z	City Craft Assistant - Hiring Hall		\$29.75/hr
			0859	Carpet Layer - Hiring Hall		\$39.86/hr
			0860-1	Cement Finisher I - Hiring Hall		\$15.39/hr
			0860-2	Cement Finisher II - Hiring Hall		\$46.94/hr
			0861-1	Communications Electrician I		\$44/hr
			0861-2	Communications Electrician II		\$57.68/hr
			0862	Electrical Craft Helper - Hiring Hall		\$41.59/hr
			0863	Electrical Mechanic - Hiring Hall		\$55.45/hr
			0864	Electrical Repairer - Hiring Hall		\$55.45/hr
			0865	Electrician - Hiring Hall		\$55.45/hr
			0868	Glazier - Hiring Hall		\$50.50/hr
			0869	Masonry Worker - Hiring Hall		\$42.69/hr
			0870	Painter - Hiring Hall		\$37.92/hr
			0871	Pile Driver Worker - Hiring Hall		\$51.48/hr
			0872-1	Pipefitter I - Hiring Hall		\$22.13/hr
			0872-2	Pipefitter II - Hiring Hall		\$30.83/hr
			0872-3	Pipefitter III - Hiring Hall		\$51.80/hr
			0873	Plasterer - Hiring Hall		\$45.28/hr
			0874	Plumber I - Hiring Hall		\$26.11/hr

Recreation and Parks

Position Counts					
2023-24	Change	2024-25	Code	Title	2024-25 Salary Range and Annual Salary
<u>HIRING HALL</u>					
<u>Hiring Hall to be Employed As Needed in Such Numbers as Required</u>					
			0874-2	Plumber II - Hiring Hall	\$51.80/hr
			0875	Roofer - Hiring Hall	\$41.72/hr
			0876	Sheet Metal Worker - Hiring Hall	\$50.20/hr
			0878	Sign Painter - Hiring Hall	\$37.92/hr
			0880-1	Tile Setter I - Hiring Hall	\$14.41/hr
			0880-2	Tile Setter II - Hiring Hall	\$43.67/hr

	Regular Positions	Commissioner Positions
Total	1,500	5

THIS PAGE INTENTIONALLY LEFT BLANK

CITY EMPLOYEES' RETIREMENT FUND

BASIS FOR THE PROPOSED BUDGET

The 2024-25 Proposed Budget for the City Employees' Retirement Fund relates to current year funding as follows:

<u>2023-24</u>	<u>2024-25¹</u>
Adopted Budget	Proposed Budget
\$ 145,998,231	\$ 148,262,949
675,804,388	702,137,531
<u>\$ 821,802,619</u>	<u>\$ 850,400,480</u>

<u>2023-24</u>	<u>2024-25¹</u>
Estimated Expenditures	Proposed Budget
\$ 138,617,000	\$ 148,262,949
675,824,000	702,137,531
<u>\$ 814,441,000</u>	<u>\$ 850,400,480</u>

Special Fund (Harbor, Airports, LACERS, and LAFPP)

Tax and Revenue Anticipation Notes

Total

¹⁾ The total budgeted contribution may differ from the LACERS Budget due to LACERS accounting of the true-up (a credit adjustment of \$82,919,984). Although the credit amount reflects a true-up of 2023-24 contributions, the amount will be applied to the 2024-25 contribution and reflected as such in the Annual Comprehensive Financial Report.

The City bases its contribution to the Los Angeles City Employees' Retirement System (LACERS) on rates that an actuary prepares and that the LACERS Board adopts. It includes the required payments for the family death benefit, excess benefit, and limited term retirement plans. The budget also reflects the true-up adjustment for the prior fiscal year resulting from the reconciliation of budgeted covered payroll with actual covered payroll and an adjustment from the enhanced benefit for Airport Peace Officers who remained with LACERS. The contribution will be funded through the issuance of tax and revenue anticipation notes.

By funding the required contribution through the issuance of notes, the City will be able to make the entire contribution in July 2024 rather than spreading the payments throughout the year. As a result, the pension fund expects to gain additional investment earnings on the payment, which discounts the City contribution by approximately 3.16 percent. This discount reduces the required 2024-25 City General Fund contribution to the retirement fund by approximately \$24.21 million. The appropriation for the payment of the principal and borrowing costs on the tax and revenue anticipation notes is in the 2024 Tax and Revenue Anticipation Notes, Debt Service Fund. The Harbor Department, Department of Airports, LACERS, and Los Angeles Fire and Police Pensions (LAFPP) will directly fund their share of the contribution in July 2024.

The General Fund contribution for 2024-25 represents a net increase of \$26.33 million from 2023-24. This increase is primarily due to a larger City budgeted payroll, which is partially offset with a slight decrease in the combined contribution rates and a one-time true-up credit. Specifically, the 2024-25 Budget is inclusive of a one-time \$61.42 million credit to the General Fund from the 2023-24 true-up adjustment. Expressed as a percentage of the City's budgeted payroll, the Tier 1 contribution rate increased from 34.07 percent in 2023-24 to 34.34 percent in 2024-25. The contribution rate for the Tier 3 benefit plan (i.e., City employees who became members of LACERS on or after February 21, 2016) decreased from 31.45 percent to 31.06 percent. These rates include the enhanced benefit cost for Airport Peace Officers who remained in LACERS, which is borne exclusively by the Department of Airports. The final contribution obligation for all other agencies are adjusted accordingly to apply the full cost to the Department of Airports. The slight decrease in the combined contribution rates is primarily a result of amortizing the prior year's unfunded actuarial accrued liability over a larger than expected payroll, lower health premiums and subsidies, and the enrollment of new employees in Tier 3. This decrease was partially offset by a lower than expected rate of return, higher than expected cost-of-living adjustment increases for retirees, and higher than expected salary increases for active members. In June 2023, the LACERS Board considered its triennial experience study and approved the following assumption changes: (1) maintain the expected rate of return at seven percent; (2) reduce the inflation rate from 2.75 percent to 2.50 percent; and, (3) reduce payroll growth from 3.25 percent to three percent. These actions further offset the overall decrease to the contribution rate when applied to the June 2023 actuarial valuation.

The system's overall funded ratio, using the actuarial value of assets, increased from 76.4 percent to 77.1 percent as of June 30, 2023, and is broken down as follows: retirement (73.1 percent) and health (107.1 percent).

CITY CONTRIBUTION:	2023-24 Adopted Budget	2024-25 Proposed Budget	Change From 2023-24 Budget
Tier 1 Requirements			
Retirement			
1. Employer Normal Cost	\$ 153,345,628	\$ 153,904,355	\$ 558,727
2. Amortization of UAAL ¹	392,644,094	384,154,966	(8,489,128)
Health			
3. Employer Normal Cost	\$ 61,986,952	\$ 65,612,768	\$ 3,625,816
4. Amortization of UAAL	<u>5,946,423</u>	<u>(9,175,400)</u>	<u>(15,121,823)</u>
Subtotal	<u>\$ 613,923,097</u>	<u>\$ 594,496,689</u>	<u>\$ (19,426,408)</u>
Tier 3 Requirements²			
Retirement			
1. Employer Normal Cost	\$ 48,590,391	\$ 58,882,869	\$ 10,292,478
2. Amortization of UAAL	199,394,471	241,072,114	41,677,643
Health			
3. Employer Normal Cost	\$ 36,785,947	\$ 43,238,711	\$ 6,452,764
4. Amortization of UAAL	<u>3,019,742</u>	<u>(5,757,919)</u>	<u>(8,777,661)</u>
Subtotal	<u>\$ 287,790,551</u>	<u>\$ 337,435,775</u>	<u>\$ 49,645,224</u>
TOTAL CITY ACTUARIAL CONTRIBUTION	<u>\$ 901,713,648</u>	<u>\$ 931,932,464</u>	<u>\$ 30,218,816</u>
ADJUSTMENTS:			
Other Adjustments			
Family Death Benefit Plan	\$ 51,000	\$ 35,000	\$ (16,000)
Excess Benefit Plan Fund	1,332,000	1,272,000	(60,000)
Limited Term Plan Fund	<u>183,000</u>	<u>81,000</u>	<u>(102,000)</u>
Subtotal	<u>\$ 1,566,000</u>	<u>\$ 1,388,000</u>	<u>\$ (178,000)</u>
Annual Contribution True-Up Owed/(Credited)³	<u>\$ (81,477,029)</u>	<u>\$ (82,919,984)</u>	<u>\$ (1,442,955)</u>
Subtotal	<u>\$ (81,477,029)</u>	<u>\$ (82,919,984)</u>	<u>\$ (1,442,955)</u>
GRAND TOTAL PAYMENT	<u>\$ 821,802,619</u>	<u>\$ 850,400,480</u>	<u>\$ 28,597,861</u>

Financing Source	2023-24 Adopted Budget	2024-25 Proposed Budget	Change From 2023-24 Budget
Tax and Revenue Anticipation Notes	\$ 675,804,388	\$ 702,137,531	\$ 26,333,143
Airports	105,193,556	105,268,286	74,730
Harbor	29,888,341	31,710,351	1,822,010
City Employees Retirement System (LACERS)	6,635,297	6,600,503	(34,794)
Fire and Police Pensions System (LAFPP)	<u>4,281,037</u>	<u>4,683,809</u>	<u>402,772</u>
TOTAL FINANCING SOURCE	<u>\$ 821,802,619</u>	<u>\$ 850,400,480</u>	<u>\$ 28,597,861</u>

1. Unfunded Actuarial Accrued Liability (UAAL).
2. Effective February 21, 2016, LACERS members hired on or after February 21, 2016 are Tier 3 Members.
3. The annual City contribution to LACERS is based on total budgeted payroll and the actuarially determined contribution rate. LACERS conducts a true-up based on actual covered payroll for all benefit tiers. The amount is reflected as an adjustment to the annual required City contribution for the following fiscal year. The true-up adjustment is broken down as follows: City General Fund (-\$61,416,451), Airports (-\$16,493,744), Harbor (-\$3,397,170), LACERS (-\$1,047,232), and LAFPP (-\$565,387).

THIS PAGE INTENTIONALLY LEFT BLANK

FIRE AND POLICE PENSION FUND

BASIS FOR THE PROPOSED BUDGET

The 2024-25 Proposed Budget for the Fire and Police Pension Fund relates to current year funding as follows:

2023-24			2024-25
Adopted Budget	Estimated Expenditures		Proposed Budget
\$ 637,297,174	\$ 637,297,000	Tax and Revenue Anticipation Notes	\$ 668,516,310
\$ 637,297,174	\$ 637,297,000	Total	\$ 668,516,310

The City bases its contribution to the Los Angeles Fire and Police Pension (LAFPP) Fund on rates that an actuary prepares and that the LAFPP Board adopts. The total contribution also includes the Excess Benefit Plan payment, which is transferred to the Controller. The City pays for the contribution and Excess Benefit Plan through the issuance of tax and revenue anticipation notes.

By funding the required General Fund contribution through the issuance of tax and revenue anticipation notes, the City will be able to make the entire contribution in July 2024, rather than spreading the payments throughout the year. As a result, the LAFPP expects to gain additional investment earnings on the payment, which discounts the City contribution by approximately 3.17 percent. The discount reduces the required 2024-25 City General Fund contribution to the LAFPP Fund by approximately \$21.18 million. The appropriation for the payment of the principal and borrowing costs on the tax and revenue anticipation notes is in the 2024 Tax and Revenue Anticipation Notes Debt Service Fund. The Harbor Department and the Department of Airports transmit their contribution payments directly to the LAFPP Fund.

The General Fund contribution for 2024-25 will increase by \$31.22 million from 2023-24. This increase is primarily due to a larger budgeted payroll, which is partially offset by a decrease in the contribution rate. Expressed as a percentage of the City's budgeted payroll, the 2024-25 combined City contribution rate is 38.72 percent compared to 40.63 percent in 2023-24. The decrease in the contribution rate is a result of a higher than expected rate of return, lower health premiums and subsidies, and changes in actuarial assumptions adopted by the LAFPP Board in May 2023 when the LAFPP Board considered its triennial experience study. Most notably, the LAFPP Board approved the following assumption changes: (1) maintain the expected rate of return at seven percent; (2) reduce the inflation rate from 2.75 percent to 2.50 percent; and, (3) reduce payroll growth from 3.25 percent to three percent. This decrease was partially offset by higher than expected salary increases for active members, higher than expected cost of living adjustment increases for retirees and beneficiaries, and amortizing the prior year's unfunded actuarial accrued liability over a smaller than expected payroll.

The LAFPP System's overall funded ratio, using actuarial value of assets, increased from 95.0 percent to 96.8 percent as of June 30, 2023 and is broken down as follows: retirement (99.5 percent) and health (77.7 percent).

CITY CONTRIBUTION:	2023-24 Adopted Budget	2024-25 Proposed Budget	Change from 2023-24 Budget
Actuarial Requirements			
TIER 1 requirements:			
Retirement			
1. Amortization of UAAL ¹	\$ -	\$ -	\$ -
Health			
2. Amortization of UAAL	\$ -	\$ -	\$ -
Subtotal	<u>\$ -</u>	<u>\$ -</u>	<u>\$ -</u>
TIER 2 requirements:			
Retirement			
1. Employer Normal Cost	\$ 142,625	\$ 116,818	\$ (25,807)
2. Amortization of UAAL	50,592	37,279	(13,313)
3. LAFPP Admin Expenses ²	7,195	6,189	(1,006)
Health			
4. Employer Normal Cost	\$ 16,001	\$ 12,620	\$ (3,381)
5. Amortization of UAAL	32,289	26,545	(5,744)
6. Health Admin Expenses	633	629	(4)
Subtotal	<u>\$ 249,335</u>	<u>\$ 200,080</u>	<u>\$ (49,255)</u>
TIER 3 requirements:			
Retirement			
1. Employer Normal Cost	\$ 12,327,375	\$ 10,831,106	\$ (1,496,269)
2. Amortization of UAAL	5,788,335	4,715,292	(1,073,043)
3. LAFPP Admin Expenses	823,142	782,824	(40,318)
Health			
4. Employer Normal Cost	\$ 2,818,438	\$ 2,642,031	\$ (176,407)
5. Amortization of UAAL	3,694,261	3,357,582	(336,679)
6. Health Admin Expenses	72,436	79,506	7,070
Subtotal	<u>\$ 25,523,987</u>	<u>\$ 22,408,341</u>	<u>\$ (3,115,646)</u>
TIER 4 requirements:			
Retirement			
1. Employer Normal Cost	\$ 4,749,620	\$ 4,491,535	\$ (258,085)
2. Amortization of UAAL	2,103,232	1,865,826	(237,406)
3. LAFPP Admin Expenses	299,094	309,761	10,667
Health			
4. Employer Normal Cost	\$ 1,045,634	\$ 1,050,284	\$ 4,650
5. Amortization of UAAL	1,342,336	1,328,585	(13,751)
6. Health Admin Expenses	26,320	31,460	5,140
Subtotal	<u>\$ 9,566,236</u>	<u>\$ 9,077,451</u>	<u>\$ (488,785)</u>

1. Unfunded Actuarial Accrued Liability (UAAL).

2. Administrative expenses are separately identified in the contribution rate in conjunction with Governmental Accounting Standards Board (GASB No. 67 and No. 68) reporting.

CITY CONTRIBUTION:	2023-24 Adopted Budget	2024-25 Proposed Budget	Change from 2023-24 Budget
TIER 5 requirements:			
Retirement			
1. Employer Normal Cost	\$ 223,955,645	\$ 223,349,232	\$ (606,413)
2. Amortization of UAAL	92,075,309	84,454,271	(7,621,038)
3. LAFPP Admin Expenses	13,093,758	14,020,942	927,184
Health			
4. Employer Normal Cost	\$ 41,900,027	\$ 44,253,600	\$ 2,353,573
5. Amortization of UAAL	58,764,788	60,136,698	1,371,910
6. Health Admin Expenses	<u>1,152,251</u>	<u>1,424,002</u>	<u>271,751</u>
Subtotal	<u>\$ 430,941,778</u>	<u>\$ 427,638,745</u>	<u>\$ (3,303,033)</u>
TIER 6 requirements:			
Retirement			
1. Employer Normal Cost	\$ 76,059,649	\$ 93,192,335	\$ 17,132,686
2. Amortization of UAAL	37,836,124	42,067,500	4,231,376
3. LAFPP Admin Expenses	5,380,564	6,983,969	1,603,405
Health			
4. Employer Normal Cost	\$ 27,118,041	\$ 36,283,901	\$ 9,165,860
5. Amortization of UAAL	24,147,970	29,954,679	5,806,709
6. Health Admin Expenses	<u>473,490</u>	<u>709,309</u>	<u>235,819</u>
Subtotal	<u>\$ 171,015,838</u>	<u>\$ 209,191,693</u>	<u>\$ 38,175,855</u>
NET GENERAL FUND ACTUARIAL CONTRIBUTION	<u>\$ 637,297,174</u>	<u>\$ 668,516,310</u>	<u>\$ 31,219,136</u>
General Fund to LAFPP	\$ 636,872,654	\$ 666,920,042	\$ 30,047,388
General Fund to Excess Benefit Plan Fund	\$ 424,520	\$ 1,596,268	\$ 1,171,748
Financing Source			
Tax and Revenue Anticipation Notes	<u>\$ 637,297,174</u>	<u>\$ 668,516,310</u>	<u>\$ 31,219,136</u>
TOTAL FINANCING SOURCE	<u>\$ 637,297,174</u>	<u>\$ 668,516,310</u>	<u>\$ 31,219,136</u>

THIS PAGE INTENTIONALLY LEFT BLANK



2024-25

**Non-Departmental Schedules
Other Supplemental Schedules**

THIS PAGE INTENTIONALLY LEFT BLANK

ACCESSIBLE HOUSING PROGRAM

BASIS FOR THE PROPOSED BUDGET

The 2024-25 Proposed Budget for the Accessible Housing Program relates to the current year funding as follows:

	Accessible Housing Fund ¹	Special Funds ²	Other Funds ³	Total
2023-24 Adopted Budget	\$ 39,804,244	\$ 34,180,030	\$ 102,540,089	\$ 176,524,363
2024-25 Proposed Budget	\$ 32,395,142	\$ 26,012,647	\$ 75,367,678	\$ 133,775,466
Change from 2022-23 Budget	\$ (7,409,102)	\$ (8,167,383)	\$ (27,172,411)	\$ (42,748,897)
% Change	(18.6%)	(23.9%)	(26.5%)	(24.2%)

1. The source of funding for the Accessible Housing Fund is the General Fund. Funding in 2023-24 came from a General Fund appropriation of \$30,420,018, a carry-over of prior year appropriations of \$9,378,226, and other receipts of \$6,000. Funding in 2024-25 comes from a General Fund appropriation of \$8,544,045, a carry-over of prior year appropriations of \$23,845,097, and other receipts of

2. Special Funds include other Los Angeles Housing Department (LAHD) funding sources and Proposition HHH bond proceeds used to subsidize the construction of accessible units. Note: 2023-24 Budget only included Proposition HHH.

3. Other funds consist of funding for the construction of accessible units from other funding sources, including tax credits, federal, state, and County funds.

In 2016, the City Council and Mayor approved a settlement relative to the class action lawsuit, *Independent Living Center of Southern California v. the City of Los Angeles, et al* (Settlement Agreement) (C.F. 16-1389). The terms of the Settlement Agreement require the City to:

- Invest \$200 million over 10 years (an average value of \$20 million per year) and hire staff, architects, contractors, consultants, and experts in accessibility standards to implement the program; and,
- Produce 4,000 units of accessible rental housing (target number of accessible units) within 10 years by retrofitting existing housing developments and financing new units.

In 2019, the City entered into a Voluntary Compliance Agreement (VCA) with the U.S. Department of Housing and Urban Development (HUD) (C.F. 12-0291). The terms of the VCA require the City to:

- Produce 4,031 units of accessible rental housing (target number of accessible units) within 10 years by retrofitting 3,100 existing housing developments and financing new units.

Funding in 2024-25 for the Accessible Housing Program is provided by the Accessible Housing Fund, special funds (Proposition HHH bond proceeds), and funding for the construction of accessible units from Low Income Housing Tax Credits, HOME Investment Partnerships Program funding, state, County, and other funds.

The 2024-25 Proposed Budget includes the following:

- \$32.4 million in the Accessible Housing Fund, including \$10.8 million for the Housing Department and the City Attorney’s Office to implement the requirements of the Settlement Agreement and VCA and \$4.7 million to pay for contracts associated with accessibility retrofits and relocation assistance to tenants of occupied units;
- \$11.2 million for the construction of accessible units under the Proposition HHH program, which is funded by Proposition HHH Bond Proceeds; and,
- \$14.8 million from other LAHD funding sources for the construction of accessible units.

Funding in 2024-25 will produce up to 318 accessible units toward the City’s 10-year goal of 4,000 units.

The 2024-25 Proposed Budget includes administrative resources to support the program, resources for the construction of new and rehabilitation of existing accessible units, and other resources needed to meet the requirements of the Settlement Agreement. Resources are allocated as follows:

	2023-24 Adopted Budget	2024-25 Proposed Budget
ACCESSIBLE HOUSING PROGRAM FUND		
DEPARTMENT APPROPRIATIONS		
CITY ATTORNEY – Funds are provided for two Deputy City Attorneys and one Paralegal to support the Accessible Housing Program.	\$ 504,004	\$ 538,814
HOUSING DEPARTMENT		
Salaries – Funds are provided for 90 positions in the Housing Department to support the Accessible Housing Program, as well as a portion of the salaries for Housing administrative and support staff.	9,700,383	10,010,940
Overtime General – Funds were provided for overtime expenses associated with meeting deadlines for the Settlement Agreement and VCA.	55,000	-
Contractual Services		
Training – Funds are provided to conduct trainings for City staff, property owners, and their managers in nondiscrimination laws in regards to people with disabilities as mandated by the Settlement Agreement and VCA.	45,000	45,000
Tablet Data Usage and Cell Phones – Funds are provided for staff access to City data and communication while in the field. Fieldwork includes staff visits to construction sites to oversee pre-construction and the retrofit work undertaken by licensed general contractors, staff audits of housing developments for compliance with rental policies, and staff-conducted offsite training.	46,873	36,933
Transportation – Funds are provided for the mileage reimbursement of staff traveling to various construction sites, training sites, and rental properties.	24,000	28,000
Office and Administrative – Funds are provided for office expenses.	48,601	61,801
Leases – Funds are provided for lease costs associated with office space for staff in the Accessible Housing Program.	80,000	80,000
<i>Subtotal Housing Department</i>	<u>\$ 9,999,857</u>	<u>\$ 10,262,674</u>
UNAPPROPRIATED BALANCE – Funding was set aside to pay for contracts related to conducting accessibility retrofit construction.	\$ 6,000,000	\$ -

	2023-24 Adopted Budget	2024-25 Proposed Budget
SPECIAL PURPOSE FUND APPROPRIATIONS		
Chief Architect – Funds are provided for the Chief Architect that is licensed to carry out accessibility inspections, write scopes of work, and develop and prepare architectural drawings and plans.	\$ 4,019,600	\$ 4,019,600
Contract Programming – Systems Upgrades – Funds are provided for the modification to the Housing Department’s Housing Information Management System to allow it to meet the data collection and reporting requirements mandated by the Settlement Agreement and VCA, as well as funds to create and maintain a Website Registry for accessible housing with specified requirements intended to ensure equal access to affordable housing units financed through the City.	1,868,088	2,262,368
Court Monitor – Funds are provided for a Court Monitor appointed by the District Court to ensure the Settlement Agreement is implemented effectively and to assist the Court in monitoring the City’s compliance.	1,400,000	1,400,000
Outside Auditor – Funds are provided for mandated auditor services, which includes conducting audits of Settlement Agreement housing developments to ensure compliance with the City’s Monitoring, Compliance, and Enforcement Plan.	960,000	960,000
Plaintiff Counsel – Funds are provided for the cost of Plaintiffs’ Counsel to monitor the Settlement Agreement.	420,000	395,000
Relocation Consultant – Funds are provided to pay for contracts related to providing relocation assistance to tenants of occupied units.	1,241,000	301,465
Retrofit – Funds are provided to pay for contracts related to conducting accessibility retrofits, including architectural services and construction.	6,000,000	4,000,000
Technical Services – Funds are provided for architectural services related to retrofits.	812,000	1,453,000
Translation Services – Funds are provided for contractual services to effectively communicate with individuals with disabilities or limited English proficiency.	45,000	41,250
REIMBURSEMENT OF GENERAL FUND COSTS – Funds are provided to reimburse the General Fund for fringe benefits, central services, and department administration and support.	6,534,695	6,760,971
Subtotal Accessible Housing Program Fund Appropriations	<u>\$ 39,804,244</u>	<u>\$ 32,395,142</u>

	2023-24 Adopted Budget	2024-25 Proposed Budget
PROPOSITION HHH FUNDING		
Proposition HHH Developments with HHH Funding – Funding up to this amount may be available for the construction of accessible units approved to meet the conditions of Proposition HHH and funded by Proposition HHH Bond Proceeds. Funding is subject to final project costs and other financing factors.*	\$ 34,180,030	\$ 26,012,647
Subtotal Proposition HHH Appropriations	<u>\$ 34,180,030</u>	<u>\$ 26,012,647</u>
OTHER FUNDING		
Other Funding – Funding up to this amount may be available for the construction of accessible units approved to meet the conditions of Proposition HHH and other LAHD projects funded by nine percent and four percent Low Income Housing Tax Credits, Federal HOME Investment Partnerships Program Fund, state, County, and other funds. Funding is subject to final project costs and other financing factors.*	\$102,540,089	\$75,367,678
Subtotal Other Funding	<u>\$102,540,089</u>	<u>\$75,367,678</u>
TOTAL APPROPRIATIONS	<u>\$ 176,524,363</u>	<u>\$ 133,775,467</u>

*Funding available from Proposition HHH Bond Proceeds are for projects approved from multiple Project Expenditure Plans in prior years with projected expenditures in 2024-25. Funding from other sources represents funding from various other sources required to complete Proposition HHH projects.

ATTORNEY CONFLICTS PANEL

BASIS FOR THE PROPOSED BUDGET

The 2024-25 Proposed Budget for the Attorney Conflicts Panel (ACP) relates to the current year funding as follows:

	Amount	% Change
2023-24 Adopted Budget	\$ 4,250,000	
2024-25 Proposed Budget	\$ 4,500,000	
Change from 2023-24 Budget	\$ 250,000	5.9%

The ACP program includes funding for contracts with outside law firms to represent the City in conflict-of-interest matters which preclude the City Attorney's Office from providing representation. The 2024-25 Proposed Budget appropriation to the ACP is \$4.5 million.

The Proposed Budget is based on estimated expenditures from legal services and representation to the City and related defendants on conflict matters that: 1) were referred to the ACP in prior years but remain open and active; and 2) are anticipated referrals to the ACP for 2024-25. Historical case data (Table 1) and expenditures (Table 2) as of March 31, 2024 were used to determine funding needs for 2024-25.

**Table 1
Historical Case Referral Frequency by Type of Litigation**

Fiscal Year	Employment Litigation	Police Employment Litigation	Complex Police Litigation	Police Tort Litigation	General and Business Litigation	Tort Negligence	Public Law	Labor	Community Redevelopment Agency	Appellate	Redevelopment	Workers' Compensation	Special	Total
2007-08	9	4	14	1	1	-	-	-	-	-	-	-	-	29
2008-09	7	3	3	2	-	3	1	-	-	-	-	-	-	19
2009-10	1	-	4	7	2	-	1	-	-	-	-	-	-	15
2010-11	2	2	8	4	1	-	-	1	-	1	-	-	-	19
2011-12	-	3	1	8	3	-	-	4	2	-	-	-	-	21
2012-13	4	2	4	3	2	-	-	4	1	-	-	-	-	20
2013-14	9	2	3	10	2	1	-	-	1	-	-	-	-	28
2014-15	1	2	3	17	-	1	-	-	-	3	-	-	-	27
2015-16	3	4	6	8	-	1	-	-	-	1	2	-	-	25
2016-17	1	3	15	7	3	1	-	-	-	3	-	-	-	33
2017-18	3	3	2	17	1	-	-	2	-	1	-	-	3	32
2018-19	8	3	6	6	1	-	-	-	-	1	-	-	-	25
2019-20	3	4	-	17	4	3	-	-	-	-	-	-	-	31
2020-21	6	1	-	22	2	2	-	-	-	-	-	-	-	33
2021-22	9	3	-	9	-	5	-	-	2	-	-	10	6	44
2022-23	7	2	-	20	1	2	3	-	-	2	-	1	-	38
2023-24*	3	-	-	9	5	4	-	-	-	-	-	4	-	25
Total	76	41	69	167	28	23	5	11	6	12	2	15	9	464

Table 2
Historical Fiscal Year Expenditures by Type of Litigation

Fiscal Year	Employment Litigation	Police Employment Litigation	Complex Police Litigation	Police Tort Litigation	General and Business Litigation	Tort Negligence	Public Law	Labor	Community Redevelopment Agency	Appellate	Redevelopment	Workers' Compensation	Special	Total
2007-08	\$ 470,018	\$ 1,373,503	\$ 989,114	\$ 219,056	\$ 148,705	\$ -	\$ -	\$ -	\$ -	\$ -	\$ -	\$ -	\$ -	\$ 3,200,396
2008-09	640,181	661,649	382,450	46,841	25,540	4,883	9,302	-	-	-	-	-	-	1,770,846
2009-10	138,764	460,884	111,919	5,739	77,410	59,573	2,965	-	-	-	-	-	-	857,254
2010-11	58,807	341,343	114,245	61,970	420	69,997	68,255	-	-	-	-	-	-	715,037
2011-12	17,222	208,580	283,331	74,278	79,827	-	491	11,280	-	50,000	-	-	-	725,009
2012-13	4,775	478,824	171,739	242,424	12,233	-	467,272	-	761,911	-	-	-	-	2,139,178
2013-14	154,981	153,057	691,905	233,429	32,715	25,000	17,852	635,235	2,901,437	50,381	-	-	-	4,895,992
2014-15	293,221	197,558	2,632,599	723,427	3,055	71,902	-	313,532	1,111,686	-	-	-	-	5,346,980
2015-16	1,348,822	340,850	373,880	939,935	393,692	97,590	210	172,102	1,709,050	130,519	-	-	-	5,506,650
2016-17	822,533	271,598	612,049	1,209,570	284,952	33,663	-	264,854	1,031,002	29,248	17,868	-	-	4,577,337
2017-18	47,832	410,778	184,632	1,675,042	582,802	215,795	-	107,847	-	271,099	-	-	-	3,495,827
2018-19	457,697	515,212	73,092	2,277,528	289,246	242,731	-	-	-	126,388	-	-	-	3,981,894
2019-20	866,499	698,475	86,459	1,260,570	201,070	132,183	-	89,736	-	5,293	-	-	(10,565)	3,329,720
2020-21	823,331	667,636	28,847	1,006,451	42,209	91,329	-	17,820	5,493	-	-	-	-	2,683,116
2021-22	1,368,848	349,668	947	2,174,569	71,528	46,088	-	157,438	-	-	-	5,512	79,135	4,253,733
2022-23	1,559,474	968,277	972	2,772,293	22,366	430,323	91,460	95,739	119,910	-	-	44,570	44,926	6,150,310
2023-24*	746,157	521,494	648	1,766,979	73,046	252,636	106,146	156	22,003	90,042	-	13,593	15,278	3,608,178
Total	\$ 9,819,162	\$ 8,619,386	\$ 6,738,828	\$ 16,690,101	\$ 2,340,816	\$ 1,773,693	\$ 296,681	\$ 2,333,011	\$ 7,662,492	\$ 752,970	\$ 17,868	\$ 63,675	\$ 128,774	\$ 57,237,457

*Note: Tables 1 and 2 reflect 2023-24 year-to-date case referral activity and expenditures as of March 31, 2024.

From 2012-13 through 2018-19, the ACP experienced a sharp increase in conflict assignments involving complex and high exposure issues. In 2022-23, ACP received 38 case referrals, comparable to the historical high of 44 case referrals that were received in 2021-22. Consistent with prior years, the number of Police Tort referrals still exceed all other types of litigation for 2023-24. Based on the available data for the third quarter of 2023-24, however, there is a decline in the total number of case referrals, primarily due to the decrease in Police Tort cases. If this trend continues through the end of 2023-24, overall case referrals are estimated to be fewer than 35. During the first three quarters of 2023-24, ACP expenditures totaled \$3.6 million, suggesting an overall trend toward pre-pandemic levels as the number of cases that were backlogged due to COVID-19 restrictions continue to be litigated or resolved by alternative means, such as through mediation. While there has been a decline in the number of referrals ACP has received, overall expenditures will need to be monitored closely as inflationary pressures could increase costs, and potentially decrease budgeted funds at a much higher rate than would otherwise be the case.

BUSINESS IMPROVEMENT DISTRICT TRUST FUND

BASIS FOR THE PROPOSED BUDGET

The 2024-25 Proposed Budget for the Business Improvement District (BID) Trust Fund relates to current year funding as follows:

	Amount	% Change
2023-24 Adopted Budget	\$ 3,955,967	
2024-25 Proposed Budget	\$ 4,184,863	
Change from 2023-24 Budget	\$ 228,896	5.8%

The Business Improvement District Trust Fund was established by Mayor and Council (C.F. 96-0482) to provide seed money for the formation of BIDs and to pay assessments and general benefit obligations on City-owned properties within the boundaries of active BIDs. The seed money is used to retain consultants who work on behalf of new or renewing BIDs to conduct feasibility studies and perform other activities related to BID formation. The City's BID policy allows up to \$75,000 to be made available in the form of a grant for feasibility studies. There are currently 42 established BIDs, four BIDs in various stages of formation, and six in the renewal process.

The proposed General Fund appropriation of \$4,184,863 will fund the following items: 1) mandatory assessments on City-owned property located within BIDs (\$2,598,592); 2) general benefit obligations (\$1,414,099); 3) funding for BID trashcan liners from the Office of Community Beautification (\$150,000); and 4) assessments due from CRA/LA owned properties (\$22,172).

THIS PAGE INTENTIONALLY LEFT BLANK

CAPITAL FINANCE ADMINISTRATION FUND

BASIS FOR THE PROPOSED BUDGET

The 2024-25 Proposed Budget for the Capital Finance Administration (CFA) Fund relates to current year funding as follows:

	Amount	% Change
2023-24 Adopted Budget	\$ 201,903,689	
2024-25 Proposed Budget	\$ 213,259,270	
Change from 2023-24 Budget	\$ 11,355,581	5.6%

The CFA Fund is a special purpose fund established to consolidate long-term City debt financing program expenditures, excluding general obligation bonds and revenue bonds. These financing programs mostly use a lease or "lease purchase" paid from General Fund appropriations and the sale of public securities (either lease revenue bonds or notes) to acquire and improve various facilities and capital equipment items for use by City departments.

The City Administrative Officer administers the CFA Fund. Budgeted within the CFA Fund are the lease payments required by each financing's lease and trust indenture, as well as any trustee fees or other administrative expenses required under the terms of the financing. All unencumbered balances remaining at the end of the fiscal year revert to the Reserve Fund. All items within this budget are a requirement of the respective leases and trust indentures. The financings were primarily issued through the Municipal Improvement Corporation of Los Angeles (MICLA).

BUDGET HIGHLIGHTS:

The Proposed Budget reflects the following line items:

1. The final lease payment on the MICLA Street Lighting 2016 was paid in 2023-24 (line item no. 2).
2. The MICLA Lease Revenue Bonds, Series 2023-A (Capital Equipment and Real Property) were issued in December 2023 to refinance MICLA commercial paper notes used to pay for capital equipment and capital improvements to City facilities. The lease payments are reflected on the following page as line item no. 20.

Capital Finance Administration Fund
Lease Payments for Outstanding and Proposed Lease Revenue Obligations

Capital Finance Administration Fund

	Adopted 2023-24	Proposed 2024-25	2025-26	2026-27	2027-28	2028-29	2029-30
1) MICLA 2010-C (Real Property) (Recovery Zone Econ. Dev. Bonds - Taxable)	\$ 1,537,807	\$ 1,536,474	\$ 1,537,659	\$ 1,536,168	\$ 1,536,812	\$ 1,539,208	\$ 1,538,165
2) MICLA Street Lighting 2016	3,587,880	--	--	--	--	--	--
3) MICLA 2016-A (Refunding) (Capital Equipment)	14,715,700	14,706,400	16,891,800	17,241,625	--	--	--
4) MICLA 2016-B (Refunding) (Figueroa Plaza)	13,766,125	13,768,350	13,775,875	13,785,650	13,789,400	13,789,900	13,787,900
5) MICLA 2016-B (Refunding) (Motor Transport Division Building)	5,681,325	5,683,500	5,686,000	5,688,550	5,687,975	5,696,225	5,690,600
6) MICLA 2016-B (Refunding) (Police Headquarters)	20,821,625	20,808,625	20,807,650	20,802,525	20,795,375	20,794,500	20,788,625
7) MICLA 2016-B (Refunding) (Public Works Building)	9,341,875	9,342,975	9,342,175	9,342,850	9,344,200	9,341,200	9,347,575
8) MICLA Street Lighting 2017	4,469,877	4,469,877	4,469,877	4,469,877	--	--	--
9) MICLA 2018-A (Capital Equipment)	6,992,875	6,996,375	6,995,125	6,993,500	6,995,625	--	--
10) MICLA 2018-B (Real Property)	2,500,000	2,502,875	2,502,500	2,503,750	2,501,500	2,500,625	2,500,875
11) MICLA 2018-C (Refunding - Taxable) (Real Property)	3,005,848	3,013,827	3,021,741	3,019,426	3,030,914	--	--
12) MICLA Street Lighting 2019	2,177,501	2,177,501	2,177,501	2,177,501	2,177,501	2,177,501	--
13) MICLA Street Lighting 2020	988,184	988,184	988,184	988,184	988,184	988,184	988,184
14) MICLA 2020-A (Capital Equipment)	10,764,500	10,765,000	10,766,000	10,766,500	10,765,500	10,762,000	10,764,750
15) MICLA 2020-B (Refunding) (Real Property)	11,291,750	7,553,125	4,081,750	4,085,250	4,083,750	4,082,125	4,085,000
16) MICLA 2020-C (Refunding - Taxable) (Real Property)	11,823,083	10,604,649	10,600,528	9,912,774	3,912,141	3,329,354	3,334,517
17) MICLA 2021-A (Refunding - Taxable) (Capital Equipment and Real Property)	21,982,729	21,969,271	20,206,177	9,709,072	10,529,911	13,742,812	9,991,942
18) MICLA 2021-B (Refunding - Tax Exempt) (Capital Equipment and Real Property)	3,024,050	3,024,050	4,777,100	15,246,450	14,401,525	11,174,900	3,380,475
19) MICLA 2021-C (Capital Equipment and Real Property)	15,264,375	15,266,625	15,262,500	15,270,750	15,265,250	15,269,875	15,268,250
20) MICLA 2023-A (Capital Equipment and Real Property)	--	18,327,000	18,324,750	18,328,000	18,330,250	18,330,250	18,326,750
21) Debt Service on EWDD Projects	1,363,435	2,840,301	615,878	628,639	641,208	656,369	--
22) Refinancing of Parking Revenue Bonds	4,183,859	3,295,000	3,296,175	--	--	--	--
23) Police and Fire Radios 2017 Lease Purchase	9,214,286	9,214,286	--	--	--	--	--
24) Commercial Paper Program	10,000,000	11,000,000	11,000,000	11,000,000	11,000,000	11,000,000	11,000,000
25) Refunding of Commercial Paper	11,000,000	11,000,000	22,000,000	33,000,000	44,000,000	55,000,000	66,000,000
26) LA Convention Center Commercial Paper	2,000,000	2,000,000	2,000,000	2,000,000	2,000,000	2,000,000	2,000,000
Lease Payment Subtotal	\$ 201,498,689	\$ 212,854,270	\$ 211,126,945	\$ 218,497,041	\$ 201,777,021	\$ 202,175,028	\$ 198,793,608
27) General Administration	350,000	350,000	350,000	350,000	350,000	350,000	350,000
28) Trustee Fees	55,000	55,000	55,000	55,000	55,000	55,000	55,000
TOTAL	\$ 201,903,689	\$ 213,259,270	\$ 211,531,945	\$ 218,902,041	\$ 202,182,021	\$ 202,580,028	\$ 199,198,608

Lease Payments for Outstanding and Proposed Lease Revenue Obligations Detail

1. MICLA Lease Revenue Bonds, Series 2010-C (Recovery Zone Economic Development Bonds)

The proceeds of this issuance were used to refinance the MICLA Commercial Paper notes borrowed for the capital improvements to various City facilities, including El Pueblo, Figueroa Plaza buildings, and Asphalt Plant No. 1. MICLA has designated these taxable bonds as Recovery Zone Economic Development Bonds, which allow the City to receive from the federal government direct credit subsidy payments equal to 45 percent of the interest payable to bondholders. Pursuant to the requirements of the Balanced Budget and Emergency Deficit Control Act of 1985, as amended, refund payments to certain state and local government filers claiming refundable credits under section 6431 of the Internal Revenue Code to certain qualified bonds are subject to sequestration. The sequestration rate for federal fiscal years 2021-2030 is 5.7 percent. This means the direct credit subsidy payments for these bonds will be reduced by that amount.

Lessor: Municipal Improvement Corporation of Los Angeles
 Amount of Principal: \$ 18,170,000
 Principal Outstanding, July 1, 2024: 14,460,000
 Final Payment: 2040-41

2024-25 MICLA 2010-C (Real Property) Lease Payment: \$ 1,536,474

2. MICLA Street Lighting 2016 (Lease Obligations)

The proceeds from this issuance were used to refinance Bureau of Street Lighting outstanding loans and provide future funding for the conversion of existing streetlights to energy efficient light emitting diode (LED) lighting and other improvements to the City's street lighting system. This issuance was completed through a direct loan with a bank. Lease payments are paid from the Street Lighting Maintenance Assessment Fund (Schedule 19).

Lessor: Municipal Improvement Corporation of Los Angeles
 Amount of Principal: \$ 26,368,865
 Principal Outstanding, July 1, 2024: --
 Final Payment: 2023-24

2024-25 MICLA Street Lighting 2016 Lease Payment: \$ --

3. MICLA Lease Revenue Bonds, Refunding Series 2016-A (Capital Equipment)

The proceeds of this issuance were used to refinance the MICLA Commercial Paper notes borrowed to acquire various capital equipment items and refund MICLA 2008-A bonds, previously used to purchase capital equipment.

Lessor: Municipal Improvement Corporation of Los Angeles
 Amount of Principal: \$ 125,235,000
 Principal Outstanding, July 1, 2024: 45,620,000
 Final Payment: 2026-27

2024-25 MICLA 2016-A (Capital Equipment) Lease Payment \$ 14,706,400

4. MICLA Lease Revenue Bonds, Refunding Series 2016-B (Figueroa Plaza)

The proceeds of this issuance were in large part used to refund MICLA 2007-B1 bonds and MICLA 2007-B2 bonds. In addition, part of the proceeds were used to refinance MICLA Commercial Paper Notes borrowed for capital improvements to various City facilities. This issuance also provided financing for new capital improvements to various City facilities, including the Figueroa Plaza buildings. Lease payments are partially derived from the Building and Safety Building Permit Fund (Schedule 40) and Cannabis Regulation Special Revenue Fund (Schedule 33).

Lessor: Municipal Improvement Corporation of Los Angeles
 Amount of Principal: \$ 194,365,000
 Principal Outstanding, July 1, 2024: 142,925,000
 Final Payment: 2039-40

2024-25 MICLA 2016-B (Figueroa Plaza) Lease Payment: \$ 13,768,350

5. MICLA Lease Revenue Bonds, Refunding Series 2016-B (Motor Transport Division Property)

The proceeds of this issuance attributable to the Motor Transport Division (MTD) Property were used to refund the MICLA 2008-B bonds, which were used to acquire the MTD land, and MICLA 2009-E bonds. Lease payments are partially derived from the Special Parking Revenue Fund (Schedule 11).

Lessor: Municipal Improvement Corporation of Los Angeles
 Amount of Principal: \$ 82,060,000
 Principal Outstanding, July 1, 2024: 63,435,000
 Final Payment: 2039-40

2024-25 MICLA 2016-B (MTD Building) Lease Payment: \$ 5,683,500

6. MICLA Lease Revenue Bonds, Refunding Series 2016-B (Police Headquarters Facility)

The proceeds of these bonds were used to refund MICLA 2006-A bonds, which were in large part used to construct the Police Headquarters Facility. In addition, part of these proceeds were used to refinance MICLA Commercial Paper Notes used to make capital improvements to various City facilities. This issuance also provided financing for new capital improvements to various City facilities, including the Police Headquarters Facility.

Lessor: Municipal Improvement Corporation of Los Angeles
 Amount of Principal: \$ 281,480,000
 Principal Outstanding, July 1, 2024: 205,005,000
 Final Payment: 2039-40

2024-25 MICLA 2016-B (Police Headquarters) Lease Payment: \$ 20,808,625

7. MICLA Lease Revenue Bonds, Refunding Series 2016-B (Public Works Building)

The proceeds of these bonds were used to refund MICLA 2006-A bonds, which were used in part to acquire and renovate the Public Works Building. Lease payments are partly derived from the Sewer Construction and Maintenance Fund (Schedule 14).

Lessor: Municipal Improvement Corporation of Los Angeles
 Amount of Principal: \$ 127,365,000
 Principal Outstanding, July 1, 2024: 94,455,000
 Final Payment: 2039-40

2024-25 MICLA 2016-B (Public Works Building) Lease Payment: \$ 9,342,975

8. MICLA Street Lighting 2017 (Lease Obligations)

The proceeds from this issuance were used to fund the conversion of existing streetlights to energy efficient light emitting diode (LED) lighting and other improvements to the City's street lighting system. This issuance was completed through a direct loan with a bank. Lease payments are paid from the Street Lighting Maintenance Assessment Fund (Schedule 19).

Lessor: Municipal Improvement Corporation of Los Angeles
 Amount of Principal: \$ 39,297,800
 Principal Outstanding, July 1, 2024: 12,850,768
 Final Payment: 2026-27

2024-25 MICLA Street Lighting 2017 Lease Payment: \$ 4,469,877

9. MICLA Lease Revenue Bonds, Series 2018-A (Capital Equipment)

The proceeds of this issuance were used to refinance the MICLA Commercial Paper notes borrowed to acquire various capital equipment items.

Lessor: Municipal Improvement Corporation of Los Angeles
 Amount of Principal: \$ 54,430,000
 Principal Outstanding, July 1, 2024: 25,365,000
 Final Payment: 2027-28

2024-25 MICLA 2018-A (Capital Equipment) Lease Payment \$ 6,996,375

10. MICLA Lease Revenue Bonds, Series 2018-B (Real Property)

The proceeds of this issuance were used to refinance the MICLA Commercial Paper notes borrowed for the capital improvements to various City facilities.

Lessor: Municipal Improvement Corporation of Los Angeles
 Amount of Principal: \$ 31,270,000
 Principal Outstanding, July 1, 2024: 25,195,000
 Final Payment: 2037-38

2024-25 MICLA 2018-B (Real Property) Lease Payment \$ 2,502,875

11. MICLA Lease Revenue Refunding Bonds, Series 2018-C (Real Property - Taxable)

The proceeds of these taxable bonds were used to refund MICLA AK Taxable Certificates of Participation (Hollywood and Highland Project, Dolby Theater).

Lessor: Municipal Improvement Corporation of Los Angeles
 Amount of Principal: \$ 25,630,000
 Principal Outstanding, July 1, 2024: 11,315,000
 Final Payment: 2027-28

2024-25 MICLA 2018-C (Real Property) Lease Payment \$ 3,013,827

12. MICLA Street Lighting 2019 (Lease Obligations)

The proceeds from this issuance were used to fund the conversion of existing streetlights to energy efficient light emitting diode (LED) lighting and other improvements to the City's street lighting system. This issuance was completed through a direct loan with a bank. Lease payments are paid from the Street Lighting Maintenance Assessment Fund (Schedule 19).

Lessor: Municipal Improvement Corporation of Los Angeles
 Amount of Principal: \$ 17,845,462
 Principal Outstanding, July 1, 2024: 10,309,120
 Final Payment: 2028-29

2024-25 MICLA Street Lighting 2019 Lease Payment: \$ 2,177,501

13. MICLA Street Lighting 2020 (Lease Obligations)

The proceeds from this issuance will be used to fund the final conversions of existing streetlights to energy efficient light emitting diode (LED) lighting and other improvements to the City's street lighting system. This issuance was completed through a direct loan with a bank. Lease payments will be paid from the Street Lighting Maintenance Assessment Fund (Schedule 19).

Lessor: Municipal Improvement Corporation of Los Angeles
 Amount of Principal: \$ 9,088,273
 Principal Outstanding, July 1, 2024: 6,550,465
 Final Payment: 2030-31

2024-25 MICLA Street Lighting 2020 Lease Payment: \$ 988,184

14. MICLA Lease Revenue Bonds, Series 2020-A (Capital Equipment)

The proceeds of this issuance were used to refinance the MICLA Commercial Paper notes borrowed to acquire various capital equipment items.

Lessor: Municipal Improvement Corporation of Los Angeles
 Amount of Principal: \$ 84,725,000
 Principal Outstanding, July 1, 2024: 63,590,000
 Final Payment: 2030-31

2024-25 MICLA 2020-A (Capital Equipment) Lease Payment \$ 10,765,000

15. MICLA Lease Revenue Refunding Bonds, Series 2020-B (Real Property)

The proceeds of this issuance were used to refinance the MICLA Commercial Paper notes borrowed for the capital improvements to various City facilities and for the refunding of the MICLA Lease Obligations, Series 2014 (Capital Equipment).

Lessor: Municipal Improvement Corporation of Los Angeles
 Amount of Principal: \$ 80,850,000
 Principal Outstanding, July 1, 2024: 50,150,000
 Final Payment: 2040-41

2024-25 MICLA 2020-B (Real Property) Lease Payment \$ 7,553,125

16. MICLA Lease Revenue Refunding Bonds, Series 2020-C (Real Property - Taxable)

The proceeds of these taxable bonds were used to refund MICLA Lease Revenue Bonds, Series 2012-A (Capital Equipment), MICLA Lease Revenue Bonds, Series 2012-B (Real Property), and MICLA Lease Revenue Refunding Bonds, Series 2012-C (Real Property).

Lessor: Municipal Improvement Corporation of Los Angeles
 Amount of Principal: \$ 102,265,000
 Principal Outstanding, July 1, 2024: 57,430,000
 Final Payment: 2041-42

2024-25 MICLA 2020-C (Real Property) Lease Payment \$ 10,604,649

17. MICLA Lease Revenue Refunding Bonds, Series 2021-A (Capital Equipment and Real Property) (Taxable)

The proceeds of these taxable bonds were used to advance refund the MICLA Lease Revenue Bonds, Series 2014-A (Real Property), MICLA Lease Revenue Refunding Bonds, Series 2014-B (Real Property), MICLA Lease Revenue Bonds, Series 2019-A (Capital Equipment), and MICLA Lease Revenue Refunding Bonds, Series 2019-B (Real Property).

Lessor: Municipal Improvement Corporation of Los Angeles
 Amount of Principal: \$ 177,470,000
 Principal Outstanding, July 1, 2024: 133,215,000
 Final Payment: 2038-39

2024-25 MICLA 2021-A (Capital Equipment & Real Property) Lease Payment \$ 21,969,271

18. MICLA Lease Revenue Refunding Bonds, Series 2021-B (Capital Equipment and Real Property)

The proceeds of these bonds were used to refund the MICLA Lease Revenue Bonds, Series 2019-A (Capital Equipment) and MICLA Lease Revenue Refunding Bonds, Series 2019-B (Real Property).

Lessor: Municipal Improvement Corporation of Los Angeles
 Amount of Principal: \$ 60,481,000
 Principal Outstanding, July 1, 2024: 60,481,000
 Final Payment: 2038-39

2024-25 MICLA 2021-B (Capital Equipment & Real Property) Lease Payment \$ 3,024,050

19. MICLA Lease Revenue Bonds, Series 2021-C (Capital Equipment and Real Property)

The proceeds of this issuance were used to refinance the MICLA Commercial Paper notes borrowed to acquire various capital equipment and real property and for capital improvements to various City facilities.

Lessor: Municipal Improvement Corporation of Los Angeles
 Amount of Principal: \$ 154,205,000
 Principal Outstanding, July 1, 2024: 138,315,000
 Final Payment: 2041-42

2024-25 MICLA 2021-C (Capital Equipment & Real Property) Lease Payment \$ 15,266,625

20. MICLA Lease Revenue Bonds, Series 2023-A (Capital Equipment and Real Property)

The proceeds of this issuance were used to refinance the MICLA Commercial Paper notes borrowed to acquire various capital equipment and real property and for capital improvements to various City facilities.

Lessor: Municipal Improvement Corporation of Los Angeles
 Amount of Principal: \$ 176,450,000
 Principal Outstanding, July 1, 2024: 169,640,000
 Final Payment: 2042-43

2024-25 MICLA 2023-A (Capital Equipment & Real Property) Lease Payment \$ 18,327,000

21. Debt Service on Economic and Workforce Development Department (EWDD) Projects

This item reflects annual debt service payments on two projects: Plaza Pacoima (C.F. 08-1811) and Midtown Plaza (C.F. 01-0951). Administration of these projects remains with EWDD.

2024-25 Debt Service on EWDD Projects: \$ 2,840,301

22. Refinancing of Parking Revenue Bonds (Lease Revenue Notes)

In November 2013, MICLA Commercial Paper notes were issued to redeem the 1999-A and 2003-A Parking Revenue Bonds. Lease payments are paid from the Special Parking Revenue Fund (Schedule 11).

Lessor: Municipal Improvement Corporation of Los Angeles
 Amount of Principal: \$ 69,684,000
 Principal Outstanding, July 1, 2024: \$ 6,000,000
 Final Payment: 2025-26

2024-25 Commercial Paper Lease Payment: \$ 3,295,000

23. Police and Fire Radios 2017 Lease Purchase

The proceeds of this lease purchase financing were used to purchase 11,500 Police handheld radios, 4,500 Police vehicle radios, 3,500 Fire handheld radios, and related equipment for the Police and Fire Departments.

Lessor: Motorola Solutions, Inc.
 Amount of Principal: \$ 61,208,432
 Principal Outstanding, July 1, 2024: 9,120,467
 Final Payment: 2024-25

2024-25 Police and Fire Radios Lease Payment \$ 9,214,286

24. MICLA Commercial Paper Program (Lease Revenue Notes)

The MICLA Commercial Paper (CP) Program is authorized to issue up to \$425 million in lease revenue CP notes to finance and refinance capital equipment, the acquisition and improvement of real property, and other financing needs of the City. The lease payment amount pays for interest costs and all fees and expenses related to the CP Program.

Lessor: Municipal Improvement Corporation of Los Angeles

2024-25 MICLA Commercial Paper Program Lease Payment: \$ 11,000,000

25. Refunding of Commercial Paper

Approximately every year, outstanding MICLA commercial paper notes are refinanced into long-term bonds when the maximum capacity is approached. This amount represents the estimated debt service payments to be paid on future obligations that is expected to be issued in 2024-25.

Lessor: Municipal Improvement Corporation of Los Angeles

2024-25 Commercial Paper Program Refinancing Lease Payment: \$ 11,000,000

26. MICLA Los Angeles Convention Center Commercial Paper Program (Lease Revenue Notes)

The MICLA Los Angeles Convention Center (LACC) Commercial Paper (CP) Program was established to effectively manage capital expenditures and subsequent bond issuances. The lease payment amount pays for interest costs and all fees and expenses related to the LACC CP Program.

Lessor: Municipal Improvement Corporation of Los Angeles

2024-25 LACC Commercial Paper Lease Payment: \$ 2,000,000

27. General Administration

Funds are provided for arbitrage calculations, municipal advisory services, legal services, tax filings, and related administrative expenses.

Amount required: \$ 350,000

28. Trustee Fees

Funds are provided for trustee services required pursuant to the terms of each Bond Indenture.

Amount required: \$ 55,000

2024-25 PROPOSED LEASE FINANCING ADMINISTRATION PROGRAM \$ 213,259,270

2024-25 Proposed MICLA Acquisitions

<u>CAPITAL EQUIPMENT</u>	<u>Funding</u>	<u>Estimated Interest¹</u>
1. Bureau of Sanitation Comprehensive Cleaning and Rapid Engagement (CARE) Vehicles	12,300,000	4,018,000
2. Bureau of Street Lighting (BSL) Vehicles	270,000	88,000
3. BSL Electric Vehicle Charging Stations	1,200,000	392,000
4. General Services Department (GSD) Vehicle Replacement	25,500,000	8,330,000
5. GSD Printing Press Replacement	1,500,000	490,000
6. GSD Yards and Shops - Capital Equipment ²	660,000	215,000
7. Information Technology Agency Service Vehicles	960,000	313,000
8. Fire Department (Fire) Vehicle Replacement	51,088,887	16,689,000
9. Fire Vehicles	7,333,031	2,395,000
10. Police Vehicle Replacement	26,656,640	8,708,000
11. Sixth Street Viaduct Replacement Project-Security Camera Installation ²	1,440,000	470,000
SUBTOTAL	<u>\$ 128,908,558</u>	<u>\$ 42,108,000</u>

CAPITAL TECHNOLOGY IMPROVEMENT EXPENDITURE PROGRAM (CTIEP) – MUNICIPAL FACILITIES

12. Access Control Units Replacement	1,000,000	673,000
13. Animal Services Mission Lenel Access Control System	115,004	77,000
14. Animal Services West Valley Animal Shelter Training Yard Fence	292,567	197,000
15. Asphalt Plant No. 1 - Phase II	8,368,687	5,637,000
16. Balboa Aquatic Center Phase I	5,000,000	3,367,000
17. Boyle Heights Sports Center	5,000,000	3,367,000
18. Building Equipment Lifecycle Replacement	2,500,000	1,683,000
19. Capital Program - Bureau of Street Services	1,500,000	1,010,000
20. Capital Program – El Pueblo	841,116	566,000
21. Capital Program – Figueroa Plaza Buildings	550,000	370,000
22. Capital Program - Public Works Building	1,000,000	673,000
23. Capital Program - Van Nuys Civic Center	500,000	336,000
24. Capital Program - Zoo	2,000,000	1,347,000

¹ Estimated interest is based on 5.5 percent interest paid over the life of the bonds. Actual interest rate will depend on market conditions at the time of bond issuance.

² Funding is not included in the CTIEP section due to the nature of these projects and are included under the Capital Equipment section.

25. Citywide Infrastructure Improvements	1,000,000	673,000
26. Citywide Roof Capital Repairs	1,800,000	1,212,000
27. Citywide Security Improvement Program	2,849,800	1,919,000
28. Deferred Maintenance Program	6,888,586	4,640,000
29. Electric Vehicle Charger Infrastructure	4,500,000	3,031,000
30. Electric Vehicles Infrastructure for Yards and Facilities	2,400,000	1,616,000
31. Fire Electric Vehicle Charging Infrastructure	4,500,000	3,031,000
32. Fire Frank Hotchkin Memorial Training Center Infrastructure Improvements	900,000	606,000
33. Griffith Park Recreation Center Pool Replacement and Bathhouse Renovation Project	5,351,998	3,605,000
34. Las Palmas Senior Center Renovation and Decarbonization	2,899,680	1,953,000
35. Livability Services Division (LSD) - Harbor Regional Facility	694,846	468,000
36. MacArthur Park Recreation and Signal Building Phase II Improvements	1,200,000	808,000
37. Manchester Junior Arts Center	2,400,000	1,616,000
38. Municipal Buildings Energy and Water Management and Conservation	1,566,000	1,054,000
39. Overhead Doors, Automatic Gates, and Awnings	1,000,000	673,000
40. Parking Lots 2 and 7	1,000,000	673,000
41. Police Electric Vehicle Charger Installation and Power Upgrades	1,000,000	673,000
42. Police Evidence and Property Management Division (EPMD) Evidence Storage Carousel Replacement	2,417,730	1,628,000
43. Police Worth Street Warehouse ESD Canopy Project	315,000	212,000
44. Public Safety Facilities - Animal Services	320,000	215,000
45. Public Safety Facilities - Fire	1,591,715	1,072,000
46. Public Safety Facilities - Police	1,027,450	692,000
47. Public Safety Facilities - Police Administration Building	280,000	188,000
48. Roger Jessup Recreation Center	2,000,000	1,347,000
49. Sixth Street Park, Arts, and River Connectivity (PARC) Improvement Project	2,000,000	1,347,000
50. Slauson Connect Recreation Center	2,500,000	1,683,000
51. Space Optimization Tenant Work	2,000,000	1,347,000
52. Stetson Ranch Equestrian Improvements	200,000	134,000
53. Sylmar Senior Center	2,550,000	1,717,000
54. Underground Fuel Storage Tank Sensors at Public Safety Facilities	500,000	336,000
55. Vision Theater - Phases 2, 3, 4, and 5	2,200,000	1,481,000

56. Warner Grand Theatre	4,200,000	2,829,000
57. Washington Yard Electrification and Microgrid Project	6,934,000	4,670,000
58. Zoo Capital Infrastructure	2,200,000	1,481,000
SUBTOTAL	<u>\$ 103,854,179</u>	<u>\$ 69,933,000</u>
 <u>CTIEP – LOS ANGELES CONVENTION CENTER</u>		
59. Airwall Replacement	2,500,000	1,683,000
60. Americans with Disabilities Act Remediation	2,000,000	1,347,000
61. Electric Boiler Conversion	2,000,000	1,347,000
62. Food Service Renovations and Additions	1,000,000	673,000
63. Gated Perimeter	2,850,000	1,919,000
64. Information Technology Network Improvements	419,000	282,000
65. Mechanical Test Panel - Phase II	605,000	407,000
66. Security Surveillance System	2,133,000	1,436,000
67. Sump Pump Replacement	1,000,000	673,000
68. Waterproofing Upgrades	8,000,000	5,388,000
SUBTOTAL	<u>\$ 22,507,000</u>	<u>\$ 15,155,000</u>
CTIEP TOTAL	<u>\$ 126,361,179</u>	<u>\$ 85,088,000</u>
GRAND TOTAL	<u>\$ 255,269,737</u>	<u>\$ 127,196,000</u>

The following vehicle and capital equipment projects are proposed for MICLA financing in 2024-25:

1. **BUREAU OF SANITATION COMPREHENSIVE CLEANING AND RAPID ENGAGEMENT (CARE) VEHICLES** — Funding is provided to purchase 49 vehicles to support the CARE programs.
2. **BUREAU OF STREET LIGHTING (BSL) VEHICLES** — Funding is provided to purchase vehicles to support the Field Operations Division.
3. **BSL ELECTRIC VEHICLE CHARGING STATIONS** — Funding is provided for the purchase of 150 Electric Vehicle Charging Units to be installed on existing street lighting poles throughout the City.
4. **GENERAL SERVICES DEPARTMENT (GSD) VEHICLE REPLACEMENT** — Funding is provided to replace fleet vehicles for various departments.
5. **GSD PRINTING PRESS REPLACEMENT** — Funding is provided to replace a printing press relied on by various departments for their printing needs.
6. **GSD YARDS AND SHOPS - CAPITAL EQUIPMENT** — Funding is provided for the replacement of capital equipment required for the operation of maintenance yards and shops facilities.
7. **INFORMATION TECHNOLOGY AGENCY SERVICE VEHICLES** — Funding is provided for the purchase of 12 vehicles for the Public Safety Communications Group.
8. **FIRE DEPARTMENT (FIRE) VEHICLE REPLACEMENT** — Funding is provided to replace fleet vehicles used for fire operations.
9. **FIRE VEHICLES** — Funding is provided for the purchase of vehicles used for fire operations.
10. **POLICE VEHICLE REPLACEMENT** — Funding is provided for the acquisition of various non-patrol vehicles.
11. **SIXTH STREET VIADUCT REPLACEMENT PROJECT-SECURITY CAMERA INSTALLATION** — Funding is provided to install a security camera system along the Sixth Street Bridge, which would include a power source and auxiliary equipment to facilitate a functioning camera system.

The following CTIEP Municipal Facilities projects are proposed for MICLA financing in 2024-25:

12. **ACCESS CONTROL UNITS REPLACEMENT** — Funding is provided to replace the outdated access control units at various City facilities.
13. **ANIMAL SERVICES MISSION LENEEL ACCESS CONTROL SYSTEM** — Funding is provided to replace the outdated access control system at the Mission Leneel Animal Shelter.
14. **ANIMAL SERVICES WEST VALLEY ANIMAL SHELTER TRAINING YARD FENCE** — Funding is provided to address access and exit points to increase safety for staff and animals when transferring animals to and from the play yards.
15. **ASPHALT PLANT NO. 1 - PHASE II** — Funding is provided for the development of a satellite facility to support the operational needs of the new Asphalt Plant No. 1 facility.
16. **BALBOA AQUATIC CENTER PHASE I** — Funding is provided to address the shortfall for this Proposition K specified project which includes the design and construction of a large splash pad, bathhouse, and the design of a pool.
17. **BOYLE HEIGHTS SPORTS CENTER** — Funding is provided over multiple subsequent years to address the shortfall for this Proposition K specified project which includes the design and construction of a 10,000-square-foot sports center.
18. **BUILDING EQUIPMENT LIFECYCLE REPLACEMENT** — Funding is provided to replace aging, obsolete, and end-of-lifecycle building equipment at the City's highest priority sites.
19. **CAPITAL PROGRAM - BUREAU OF STREET SERVICES** — Funding is provided to address safety hazards and regulatory compliance issues at yards and shops facilities operated by the Bureau of Street Services.

20. **CAPITAL PROGRAM - EL PUEBLO** — Funding is provided for capital repairs and infrastructure improvements at El Pueblo de Los Angeles Historical Monument.
21. **CAPITAL PROGRAM - FIGUEROA PLAZA BUILDINGS** — Funding is provided for capital repairs and infrastructure improvements at Figueroa Plaza Buildings.
22. **CAPITAL PROGRAM - PUBLIC WORKS BUILDING** — Funding is provided for capital repairs and infrastructure improvements at the Public Works Building.
23. **CAPITAL PROGRAM - VAN NUYS CIVIC CENTER** — Funding is provided for capital repairs and infrastructure improvements at Van Nuys City Hall complex, which serves as a City hub in the Van Nuys area, including the Marvin Braude Building.
24. **CAPITAL PROGRAM - ZOO** — Funding is provided to continue to address critical deferred maintenance, emergent capital repair needs, and shortfall for active capital projects at the Los Angeles Zoo due to aging infrastructure, causing an increased need for repairs, many of which arise on an emergency basis.
25. **CITYWIDE INFRASTRUCTURE IMPROVEMENTS** — Funding is provided to address health and safety-related infrastructure issues on a Citywide basis. Projects include safety and security repairs, air-conditioning, water supply systems, and fixtures.
26. **CITYWIDE ROOF CAPITAL REPAIRS** — Funding is provided to address health and safety-related infrastructure issues on a Citywide basis. Projects include safety and security repairs, air-conditioning, water supply systems, and fixtures.
27. **CITYWIDE SECURITY IMPROVEMENT PROGRAM** — Funding is provided to address necessary Citywide security enhancements identified at various City facilities.
28. **DEFERRED MAINTENANCE PROGRAM** — Funding is provided to address deferred maintenance needs throughout the City as a result of insufficient funding for a comprehensive preventative maintenance program to identify and repair issues early to extend the useful life of building systems.
29. **ELECTRIC VEHICLE CHARGER INFRASTRUCTURE** — Funding is provided for the installation of EV charging stations at various locations for employee and public parking and the City's Fleet.
30. **ELECTRIC VEHICLES INFRASTRUCTURE FOR YARDS AND FACILITIES** — Funding is provided to install EV charging stations at various Bureau of Street Services yards.
31. **FIRE ELECTRIC VEHICLE CHARGING INFRASTRUCTURE** — Funding is provided to plan, prioritize, and address the most critical EV charger infrastructure needs for the Fire Department.
32. **FIRE FRANK HOTCHKIN MEMORIAL TRAINING CENTER INFRASTRUCTURE IMPROVEMENTS** — Funding is provided to address the Americans with Disabilities Act (ADA) compliance improvements.
33. **GRIFFITH PARK RECREATION CENTER POOL REPLACEMENT AND BATHHOUSE RENOVATION PROJECT** — Funding is provided to begin the pre-design and design of the replacement of the Griffith Park pool and bathhouse.
34. **LAS PALMAS SENIOR CENTER RENOVATION AND DECARBONIZATION** — Funding is provided to address the remaining shortfall for this project for design and construction at this facility. Project scope includes indoor and outdoor improvements such as asbestos abatement, upgraded building mechanical/electrical systems, new restrooms, and shaded outdoor exercise area.
35. **LIVABILITY SERVICES DIVISION (LSD) – HARBOR REGIONAL FACILITY** — Funding is provided to retrofit an area within an existing masonry building at the Harbor yard for use by the Livability Services Division to house administrative staff who are currently using a temporary office trailer at the site.
36. **MACARTHUR PARK RECREATION AND SIGNAL BUILDING PHASE II** — Funding is provided over multiple subsequent years to continue improvements at this facility for this Proposition K specified project. Project scope centers on comprehensive capital repairs and upgrades to current safety standards, including resolving significant leakage issues within the recreation center, which are compromising the structural integrity and usability of the facility.
37. **MANCHESTER JUNIOR ARTS CENTER** — Funding is provided to address the funding shortfall at this facility over multiple subsequent years for this Proposition K specified project which will renovate the Old Fire Station 54 into a Junior Arts Center.

38. **MUNICIPAL BUILDINGS ENERGY AND WATER MANAGEMENT AND CONSERVATION** — Funding is provided for required energy audits, engineering, and retrofit work at City facilities to meet energy and water conservation goals.
39. **OVERHEAD DOORS, AUTOMATIC GATES, AND AWNINGS** — Funding is provided to address overhead door, automatic gate, and awning replacements at various City facilities with priority given to Fire and Police stations. These improvements are needed to ensure safe operation of City facilities and to provide acceptable work conditions for staff.
40. **PARKING LOTS 2 AND 7** — Funding is provided to relocate the electrical services from Lots 3 and 7 to provide power for both Lots 2 and 7.
41. **POLICE ELECTRIC VEHICLE CHARGER INSTALLATION AND POWER UPGRADES** — Funding is provided to support ongoing capital improvements at various Police Department facilities.
42. **POLICE EVIDENCE AND PROPERTY MANAGEMENT DIVISION (EPMD) EVIDENCE STORAGE CAROUSEL REPLACEMENT** — Funding is provided to replace 12 Hanel Rotomat Carousel units at the Evidence Control Section at Piper Technical Center.
43. **POLICE WORTH STREET WAREHOUSE ESD CANOPY PROJECT** — Funding is provided to construct a large steel canopy to house the Emergency Services Division Mobile Command Post vehicles and equipment.
44. **PUBLIC SAFETY FACILITIES - ANIMAL SERVICES** — Funding is provided to address capital improvement needs at various Animal Services facilities.
45. **PUBLIC SAFETY FACILITIES - FIRE** — Funding is provided to address capital improvement needs at various Fire Department facilities.
46. **PUBLIC SAFETY FACILITIES - POLICE** — Funding is provided to address capital improvement needs at various Police Department facilities.
47. **PUBLIC SAFETY FACILITIES - POLICE ADMINISTRATION BUILDING** — Funding is provided to address capital improvement needs at the Public Administration Building.
48. **ROGER JESSUP RECREATION CENTER** — Funding is provided for construction activities for this Proposition K specified project which includes the construction of a childcare center.
49. **SIXTH STREET PARK, ARTS, AND RIVER CONNECTIVITY (PARC) IMPROVEMENT PROJECT** — Funding is provided in order to install Los Angeles Department of Water and Power electrical services, allowing for continued construction activities at the Sixth Street PARC project.
50. **SLAUSON CONNECT RECREATION CENTER** — Funding is provided over multiple subsequent years to address the funding shortfall at this facility for this Proposition K specified project, which will construct a new recreation facility and park. The building will include a childcare center, classrooms, and community gathering space on the vegetated roof terrace.
51. **SPACE OPTIMIZATION TENANT WORK** — Funding is provided for tenant improvements and the relocation of City staff in accordance with the City's Space Optimization Plan.
52. **STETSON RANCH EQUESTRIAN IMPROVEMENTS** — Funding is provided to close the construction shortfall for this Proposition K specified project, which includes security improvements, critical facility upgrades, and new equestrian amenities.
53. **SYLMAR SENIOR CENTER** — Funding is provided to continue the design for this project which consists of the demolition of the existing senior center building and construction of a new senior center building with outdoor space and landscaping.
54. **UNDERGROUND FUEL STORAGE TANK SENSORS AT PUBLIC SAFETY FACILITIES**— Funding is provided to install discriminating sensors that can prevent unnecessary fuel site shutdowns during the rainy seasons at various City sites.
55. **VISION THEATER - PHASES 2, 3, 4, AND 5** — Funding is provided to complete Phases II-IV and begin Phase V.
56. **WARNER GRAND THEATRE** — Funding is provided to continue the renovation of the Warner Grand Theatre.

57. **WASHINGTON YARD ELECTRIFICATION AND MICROGRID PROJECT** — Funding is provided to upgrade the Los Angeles Department of Transportation transit maintenance and operations facility with five 1.44 megawatt battery-electric bus chargers with 88 direct current dispensers, solar panels atop car port canopies, and a battery energy storage system.
58. **ZOO CAPITAL INFRASTRUCTURE** — Funding is provided to address deferred maintenance, unaddressed infrastructure, and capital improvement needs identified by the Association of Zoos and Aquariums in their last accreditation review conducted in January 2023.

The following capital improvements to the Los Angeles Convention Center (LACC) are proposed for MICLA financing in 2024-25:

59. **AIRWALL REPLACEMENT** — Funding is provided to replace the existing damaged and warped airwalls in the West Hall of the LACC.
60. **AMERICANS WITH DISABILITIES ACT REMEDIATION** — Funding is provided to upgrade and modify the sidewalks, ramps, handrails, signage, and restroom accessories to provide better access to improve general accessibility at the Convention Center in the exterior and public facing areas.
61. **ELECTRIC BOILER CONVERSION** — Funding is provided to replace two of four natural gas boilers with energy-efficient electric boilers in support of the City's Green New Deal.
62. **FOOD SERVICE RENOVATIONS AND ADDITIONS** — Funding is provided to renovate the food and beverage service components at the LACC, including concession stands, service pantries, walk-in freezers, and other upgrades.
63. **GATED PERIMETER** — Funding is provided to install new perimeter gates on existing stairwell locations that lack fencing.
64. **INFORMATION TECHNOLOGY NETWORK IMPROVEMENTS** — Funding is provided to replace and upgrade outdated technological infrastructure equipment that supports building operations.
65. **MECHANICAL TEST PANEL – PHASE II** — Funding is provided to complete the upgrade of the Mechanical Test Panel that provides fire protection alerts.
66. **SECURITY SURVEILLANCE SYSTEM** — Funding is provided to enhance the closed-circuit television perimeter with a focus on the garage and exterior areas of the LACC.
67. **SUMP PUMP REPLACEMENT** — Funding is provided to replace 15 sump pumps throughout LACC to prevent flooding and pipe stoppages.
68. **WATERPROOFING UPGRADES** — Funding is provided to upgrade and replace various roof components to address water intrusion issues in the South and Concourse Halls.

THIS PAGE INTENTIONALLY LEFT BLANK

CAPITAL AND TECHNOLOGY IMPROVEMENT EXPENDITURE PROGRAM

BASIS FOR THE PROPOSED BUDGET

SUMMARY

The 2024-25 Proposed Budget for the Capital and Technology Improvement Expenditure Program (CTIEP) relates to the current year funding as follows:

	General Fund	Special Funds	Total	Other Funds**
2023-24 Adopted Budget	\$ 75,073,953	\$ 498,664,061	\$ 573,738,014	\$ 172,690,081
2024-25 Proposed Budget	\$ 34,714,336	\$ 363,622,640	\$ 398,336,976	\$ 154,459,815
Change from 2023-24 Budget	\$ (40,359,617)	\$ (135,041,421)	\$ (175,401,038)	\$ (18,230,266)
% Change	(53.8%)	(27.1%)	(30.6%)	(10.6%)

* Other funds consist of General Obligation (GO) Bonds, Municipal Improvement Corporation of Los Angeles (MICLA) financing and Transportation Grant Fund. The amounts from these funds are provided for informational purposes only.

The CTIEP provides for the use of special funds for eligible capital and technology infrastructure improvements and General Fund financing of necessary capital improvements for which special fund financing is unavailable or ineligible.

The City's Financial Policies state that the City shall, to the extent feasible, invest an annual minimum of 1.5 percent of General Fund revenue to fund capital infrastructure improvements. For the 2024-25 Fiscal Year, General Fund revenues are projected to be \$8.0 billion, resulting in a target of \$119.8 million, representing 1.5 percent of the revenue.

The 2024-25 proposed CTIEP General Fund financing totals \$34.7 million. Additionally, \$13.7 million is allocated for sidewalk repairs, \$25.0 million for the Pavement Preservation Program, and \$1.7 million for other infrastructure expenditures, all from the General Fund. Therefore, the Proposed Budget allocates a total of \$75.1 million or 0.9 percent in General Fund for capital and technology infrastructure improvements.

The 2024-25 Proposed CTIEP Budget is separated into four major program categories, as summarized below:

Clean Water

This category includes the Clean Water projects funded from the Sewer Construction and Maintenance Fund. Clean Water has been developed as a separate program to reflect the conversion to an enterprise operation to support revenue bonds.

Municipal Facilities

This category includes the construction or improvement of City-owned structures and facilities such as parks, libraries, fire and police stations, yards, and shops. Funds for these projects are provided from the General Fund and various special funds. Other funds identified in the summary above include lease financing through the MICLA.

Physical Plant

This category includes a variety of watershed management, street, and street lighting projects. These projects are primarily funded by the General Fund, Measure W Local Return Fund, Measure M Local Return Fund, Measure R Local Return Fund, Road Maintenance and Rehabilitation Program Special (SB1) Fund, Special Gas Tax Improvement Fund, Street Damage Restoration Fee Fund, and Local Transportation Fund. All of these funds will provide for the following types of projects: bicycle and pedestrian facilities, flood control and pollution abatement, storm damage repair, street widening and reconstruction, street lighting, traffic control, and water quality improvement. Other funds identified in the summary above include projects funded by the Proposition O General Obligation Bond and the Transportation Grant Fund which are handled outside the budget.

Technology

This category includes projects that represent a significant investment in technology infrastructure, including major technology systems. These projects are budgeted within the individual department that administers the project.

CTIEP Prioritization Criteria and Additional Indicators

In accordance with the City's Capital and Technology Improvement Policy (C.F. 19-1353) adopted in May 2020, the projects funded in the CTIEP were selected based on prioritization criteria outlined below:

- Category 1 Risk to Health and Safety: Projects that eliminate or mitigate health and safety hazards to City employees or the public (landfills, asbestos removal, and toxic waste).
- Category 2 Compliance with Legal, Regulatory, or other policy Mandated Requirements: Projects that are federal, state, or otherwise legally mandated, including Proposition K specified projects.
- Category 3 Resilience and Sustainability (Refer to Note 1 below): Projects that improve public health and the environment through improved water resources, air quality, reduction in greenhouse gas emissions, and habitat protection.
- Category 4 Impact to City Operations, Asset Condition, Annual Recurring Costs and Asset Longevity: Projects that impact City operation, asset conditions, and/or minimize maintenance needs by improving infrastructure and/or reducing future costs.
- Category 5 Equitable Community Investment and Economic Sustainability (Refer to Note 2 below): Projects that contribute toward economic development and/or promote social equity to benefit underserved communities, including those with low-income households, low community engagement, and low mobility or access to transportation systems.

Note 1: In an effort to identify capital investments that work towards achieving the City's climate change mitigation, resilience, and sustainability goals, projects proposed for funding in the 2024-25 Proposed Budget are labeled as Green Investments if they support climate goals as outlined in the LA's Green New Deal (2019) and are in alignment with the Green Bond Principles established by the International Capital Market Association. Physical Plant projects with a "+" also support the greenhouse gas climate goals set by the Council in February 2023.

Note 2: Each project is assigned an equity evaluation score between 0 and 10 (10 being the highest). Each project was evaluated on its impact to the community based on the submission's social impact statement. For single site projects, the location of each Capital Project was evaluated using the Measure of Access, Disparity, and Equity (MADE) index. Since the MADE index is based on a specific geographic location, a score is not assignable to projects with a regional or Citywide impact. Instead, these projects are evaluated on their overall benefit to communities in need and/or their strategy to address any known disparities. Projects that have a low equity score despite its physical location may not address community needs or may even impose negative consequences that are not intended.

Note 3: Each project that is along a specified Mobility Plan Network street is labeled accordingly with the Mobility Plan network(s) associated with the project location. These networks include: The Transit Enhanced Network (TEN), Neighborhood Enhanced Network (NEN), the Bicycle Enhanced Network (BEN), the Bicycle Lane Network (BLN), the Vehicle Enhanced Network (VEN), the Pedestrian Enhanced Districts (PED) and the Goods Movement Network (GMN).

The proposed sources of funds for the CTIEP and the change from the 2023-24 Budget are as follows:

Fund	2023-24 Adopted Budget	Change	2024-25 Proposed Budget
General Fund and Special Funds			
General Fund	\$ 75,073,953	\$ (40,359,617)	\$ 34,714,336
Arts and Cultural Facilities and Services Trust Fund	500,000	(500,000)	-
Building and Safety Building Permit Fund	1,530,000	(1,530,000)	-
Local Transportation Fund	-	1,245,366	1,245,366
Measure M Local Return Fund [1]	18,289,357	(3,795,151)	14,494,206
Measure R Local Return Fund	3,612,913	3,700,235	7,313,148
Measure W Local Return Fund	16,400,500	(2,093,407)	14,307,093
Municipal Housing Fund	-	150,000	150,000
Park and Recreational Sites and Facilities Fund	3,100,000	-	3,100,000
Proposition C Anti-Gridlock Transit Fund	8,169,248	(8,169,248)	-
Rent Stabilization Trust Fund	-	1,116,050	1,116,050
SB1 Road Maintenance and Rehabilitation Fund	71,918,954	9,180,415	81,099,369
Sewer Construction and Maintenance Fund	369,000,000	(142,129,000)	226,871,000
Solid Waste Resources Revenue Fund	2,000,000	(2,000,000)	-
Street Damage Restoration Fee Fund	2,643,089	7,218,369	9,861,458
Street Lighting Maintenance Assessment Fund	1,500,000	-	1,500,000
Systematic Code Enforcement Fee Fund	-	2,564,950	2,564,950
	<u>-</u>	<u>2,564,950</u>	<u>2,564,950</u>
Total General Fund and Special Funds	<u>\$ 573,738,014</u>	<u>\$(175,401,038)</u>	<u>\$ 398,336,976</u>
Other Funds			
MICLA – Municipal Facilities [2]	\$ 147,690,081	\$ (33,230,266)	\$ 114,459,815
General Obligation Bonds – Physical Plant [2]	25,000,000	-	25,000,000
Transportation Grant Fund [2]	-	15,000,000	15,000,000
	<u>-</u>	<u>15,000,000</u>	<u>15,000,000</u>
Total Other Funds	<u>\$ 172,690,081</u>	<u>\$ 18,230,266</u>	<u>\$ 154,459,815</u>

The following table sets forth the Proposed CTIEP for 2024-25 by project category, comparing the 2023-24 program to the 2024-25 program:

2024-25 CAPITAL AND TECHNOLOGY IMPROVEMENT EXPENDITURE PROGRAM

	2023-24 Adopted Budget	Change	2024-25 Proposed Budget
Clean Water Projects	\$ 369,000,000	\$(142,129,000)	\$ 226,871,000
Municipal Facilities Projects [3]			
Arts and Cultural Opportunities	\$ 221,371	\$ 35,540	\$ 256,911
Buildings and Facilities	43,652,139	(24,479,714)	19,172,425
Recreational Opportunities	<u>3,100,000</u>	<u>-</u>	<u>3,100,000</u>
Total – Municipal Facilities	\$ 46,973,510	\$ (24,444,174)	\$ 22,529,336
Physical Plant Projects [1,3]			
Watershed Management [4]	\$ 31,554,600	\$ (14,898,682)	\$ 16,655,918
Street Repair and Pedestrian Improvement [4]	105,304,904	5,099,818	110,404,722
Street Lighting [4]	2,575,000	1,940,000	4,515,000
Contingencies [5]	<u>1,000,000</u>	<u>-</u>	<u>1,000,000</u>
Total – Physical Plant	\$ 140,434,504	\$ (7,858,864)	\$ 132,575,640
Technology Projects			
Major Projects and System Replacements	\$ 13,880,000	\$ (5,794,000)	\$ 8,086,000
Citywide Infrastructure	<u>3,450,000</u>	<u>4,825,000</u>	<u>8,275,000</u>
Total – Technology	\$ 17,330,000	\$ (959,000)	\$ 16,361,000
TOTAL CAPITAL AND TECHNOLOGY IMPROVEMENT EXPENDITURE PROGRAM	\$ 573,738,014	\$(175,401,038)	\$ 398,336,976

[1] The City Administrative Officer may approve changes in the planned use of funds between the General Fund, Special Gas Tax Street Improvement Fund, Road Maintenance and Rehabilitation Program (SB1) Fund, Measure M Local Return Fund, Measure R Local Return Fund, Measure W Local Return Fund, Street Damage Restoration Fee Fund, Proposition C Anti-Gridlock Transit Fund and Local Transportation Fund for approved Projects and may approve transfers of funds not required to complete approved capital projects to other approved capital projects.

[2] MICLA, Transportation Grant Fund, and General Obligation Bond amounts are provided for informational purposes only.

[3] The City Administrative Officer may approve transfers within the same fund of \$25,000 or 25 percent of project amounts (whichever is greater), not to exceed \$100,000, to or between eligible capital improvement projects or accounts approved by the Mayor and City Council.

[4] Subject to receipt of actual funds from the Los Angeles Metropolitan Transportation Authority, County of Los Angeles, and/or the State of California.

[5] The City Administrative Officer may approve transfers of any amount from the Contingencies Account to any project listed or any project previously approved by the Mayor and City Council.

CAPITAL AND TECHNOLOGY IMPROVEMENT EXPENDITURE PROGRAM

BASIS FOR THE PROPOSED BUDGET

CLEAN WATER

The 2024-25 Proposed Budget for the Clean Water Capital and Technology Improvement Expenditure Program (CTIEP) relates to current year funding as follows:

	Amount	% Change
2023-24 Adopted Budget	\$ 369,000,000	
2024-25 Proposed Budget	\$ 226,871,000	
Change from 2023-24 Budget	\$ (142,129,000)	(38.5%)

The Clean Water CTIEP is administered by the Department of Public Works, Bureau of Sanitation and consists of wastewater facility improvement projects at the City's four wastewater treatment plants and 49 pumping plants, as well as more than 6,700 miles of mainline sewers. The projects in the Clean Water CTIEP are divided into seven categories: Conveyance Systems, Donald C. Tillman Water Reclamation Plant, Hyperion Water Reclamation Plant, Los Angeles-Glendale Water Reclamation Plant, Pumping Plants, Terminal Island Water Reclamation Plant, and System-wide improvements.

The Clean Water CTIEP is funded entirely from Clean Water System revenues, including the Sewer Service Charge (SSC).

The current Clean Water CTIEP is focused on the ten-year Collection System Settlement Agreement (CSSA). The CSSA is a consent decree that articulates specific requirements for the wastewater collection system with the objective of reducing sewer spill risk and the associated overflow. While the ten-year term of the CSSA expired in 2014, the Bureau of Sanitation plans to continue to meet and exceed the terms of the CSSA in order to avoid future liability and protect public health.

BUDGET HIGHLIGHTS:

- \$192.6 million for the construction of various collection system projects;
- \$6.5 million for emergency backup power at the Donald C. Tillman Water Reclamation Plant; and,
- \$5.7 million for the development of an Advanced Wastewater Purification Facility at the Hyperion Water Reclamation Plant in order to supply advanced treated recycled water to the Los Angeles World Airports and nearby uses.

	2023-24 Adopted Budget	2024-25 Proposed Budget
WASTEWATER COLLECTION, TREATMENT, AND DISPOSAL		
Conveyance System	\$ 110,202,000	\$ 92,640,000
A significant portion of the Capital Program for this category reflects CSSA requirements. Funds are provided for other sewer rehabilitations, miscellaneous replacement projects, and emergency sewer repairs.		
Donald C. Tillman Water Reclamation Plant	38,639,000	19,303,000
Planned expenditures include installation of an emergency backup power system, Additional Valley Outfall Relief Sewer and East Valley Interceptor Sewer gates replacement, and other equipment replacement.		
Hyperion Water Reclamation Plant	92,929,000	44,365,000
Planned expenditures include development of the Los Angeles World Airport Advanced Water Treatment Facility, electrical feeder rehabilitation, headworks overflow bypass improvements, standard equipment replacement, and other upgrade projects.		
Los Angeles - Glendale Water Reclamation Plant	8,238,000	12,055,000
Planned expenditures include preliminary treatment improvements, sodium hypochlorite facility relocation, and standard equipment replacement.		
Pumping Plants	12,984,000	9,128,000
Planned expenditures include water system control integration, Pumping Plant 669 Harris Place rehabilitation, and the Venice Auxiliary Pumping Plant improvements.		
System-wide Improvements	81,442,000	36,893,000
Planned expenditures include miscellaneous system-wide activities such as facilities planning and design, equipment replacement, construction services, and equipment upgrade or replacement.		
Terminal Island Water Reclamation Plant	24,566,000	12,487,000
Planned expenditures include final tanks skimmer system replacement, digester insulation replacement, and standard equipment replacement.		
TOTAL CLEAN WATER CAPITAL IMPROVEMENT EXPENDITURE PROGRAM	\$ 369,000,000	\$ 226,871,000

CAPITAL AND TECHNOLOGY IMPROVEMENT EXPENDITURE PROGRAM

BASIS FOR THE PROPOSED BUDGET

MUNICIPAL FACILITIES

The 2024-25 Proposed Budget for the Municipal Facilities Capital and Technology Improvement Expenditure Program (CTIEP) relates to current year funding as follows:

	General Fund	Special Funds*	Total Budget	Other Fund**	Total Program
2023-24 Adopted Budget	\$ 43,373,510	\$ 3,600,000	\$ 46,973,510	\$ 147,690,081	\$ 194,663,591
2024-25 Proposed Budget	\$ 19,429,336	\$ 3,100,000	\$ 22,529,336	\$ 128,461,179	\$ 150,990,515
Change from 2023-24 Budget	\$ (23,944,174)	\$ (500,000)	\$ (24,444,174)	\$ (19,228,902)	\$ (43,673,076)
Percent Change	(55.2)%	(13.9)%	(52.0)%	(13.0)%	(22.4)%

* Special Funds consist of the Park and Recreational Sites and Facilities Fund.
 ** Other Fund consists of the MICLA financing for various projects (informational only).

The total 2024-25 Proposed Budget for Municipal Facilities CTIEP is approximately \$151.0 million. The program budget consists of \$19.4 million in General Fund appropriations, \$3.1 million in special fund appropriations, and \$128.5 million in Municipal Improvement Corporation of Los Angeles (MICLA) financing.

Investments for Municipal Facilities as part of annual capital programs include:

- Health and Safety Programs: Critical infrastructure repairs and improvements to address maintenance, health, and safety issues at various City facilities. Repairs include roof repair, lead-paint removal, asbestos removal, fire/life-safety system upgrades, elevator modernization, and upgrades of various other building systems. Funding is provided for the most critical infrastructure repairs.
- Public Safety Capital Programs: Funding to maintain systems critical to support the operation of emergency services facilities operated by the Fire Department, Police Department, and the Animal Services Department.
- Administrative Offices and Cultural Centers: Capital improvement and repair programs for the Figueroa Plaza Buildings, Public Works Building, Van Nuys Civic Center, Cultural Affairs, El Pueblo, Los Angeles Zoo, and various cultural facilities operated by the Department of Cultural Affairs (DCA).

2024-25 BUDGET HIGHLIGHTS

- Equity Investments: Funding to support implementation of social equity objectives within disadvantaged communities of low opportunity for projects that include: Balboa Aquatic Center Phase I, Boyle Heights Sports Center, Manchester Junior Arts Center, and San Pedro Little Plaza.
- Green Investment and Greenhouse Gas Emissions Reduction: Funding to support climate goals within Citywide and regional programs including Electric Vehicle (EV) Charger Infrastructure, EV Infrastructure for Yards and Shops, Fire EV Charging Infrastructure, Police EV Charger Installation and Power Upgrades, and Las Palmas Senior Center Renovation and Decarbonization programs.
- Homeless Support: Funding for development of regional Livability Services Divisions to support regional deployment of sanitation services to address the needs of the homeless population and in Parking Lots 2 and 7 to initiate the affordable housing unit development as part of the Go For Broke Project.

- Environmental Remediation: Capital repair and removal program for the underground fuel storage tanks for City-owned public safety facilities.
- Public Safety Facilities Projects: Police Evidence and Property Management Division Evidence Storage Carousel Replacement and Police Worth Street Warehouse Emergency Services Division (ESD) Canopy Project.
- Space Optimization: Funding to develop required work space to support City operations, using City-owned space to avoid incurring ongoing cost of leased space.

City municipal facilities projects financed by the General Fund are subject to a One Percent Assessment for the Arts (Los Angeles Administrative Code Section 19.85). The assessment is due on the total cost of construction, improvement, or remodeling work for each capital improvement project. The 2024-25 CTIEP contains \$256,911 from the General Fund to comply with this mandate.

The following table details the proposed amount by funding source for the 2024-25 Municipal Facilities CTIEP.

2024-25 Proposed Amount by Funding Source

Fund	2024-25 Amount
General Fund	\$ 19,429,336
Park and Recreational Sites and Facilities Fund	3,100,000
Sub-Total Budget	<u>\$ 22,529,336</u>
MICLA Financing	\$ 128,461,179
Sub-Total Other Fund	<u>\$ 128,461,179</u>
Total Program	<u>\$ 150,990,515</u>

GENERAL FUND

The capital improvements listed in this section are funded through General Fund appropriations.

PROJECT TITLE	CATEGORY*	EI*	GI/ GHG*	ACTIVITY**	2024-25 AMOUNT
Capital Program - Cultural Affairs	1,3,4,5	3	✓	C	\$ 500,000
Funding is provided to continue to address critical deferred maintenance and emergent capital repair needs for active capital projects at properties managed by DCA.					
Equity Impact: The use of these funds ensures that these facilities are maintained to City standards. DCA provides Citywide service delivery through various arts programs that support youth development.					
Capital Program - Zoo	1,3,4,5	5	✓+	C	\$ 500,000
Funding is provided to continue to address critical deferred maintenance, emergent capital repair needs, and shortfall for active capital projects at the Los Angeles Zoo due to aging infrastructure causing an increased need for repairs, many of which arise on an emergency basis.					
Climate Impact: This project would support greenhouse gas (GHG) emissions reduction if improvements incorporate electrified building systems to replace fossil fuel-based building systems. A climate impact evaluation of proposed building systems prior to or at time of installation is necessary to measure estimated metric tons of emissions reduction.					
Equity Impact: This is a regional facility that supports Citywide service delivery through academic enrichment programming and recreational activities that support youth academic development.					
City Hall Public Space Repairs and Improvements	1,3,4	0	-	C	\$ 500,000
Funding is provided for the needed capital repairs and improvements of the City Hall Building public space, including Bradley Tower (Tower) and the Third floor public area. These areas of the City Hall Building have been under continuous use to host special events for visiting dignitaries, business conferences, along with daily visits from members of the public. Projects include replacement of outdated wayfinding signs, mechanical repairs and upgrades, and other improvements needed to restore the historic features of the Tower, along with capital repair needed for the Third floor public space.					
Citywide Building Hazard Mitigation	1,2,4	0	-	C	\$ 750,000
Funding is provided for the continued removal of unanticipated asbestos, lead paint, lead abatement, and mold hazards encountered during maintenance and construction in City buildings.					
Citywide Elevator Repairs	1,2,3,4	0	-	C	\$ 850,000
Funding is provided for the continued repair and upgrade of elevators at City-owned buildings.					
Citywide Maintenance and Improvements	1,4	0	-	C	\$ 1,000,000
Funding is provided to perform critical capital repairs, maintenance work, and improvements at various facilities throughout the City.					
Citywide Nuisance Abatement	1,5	5	-	C	\$ 625,000
Funding is provided to address nuisance abatement issues at City-owned properties. Work will be prioritized to secure these City-owned properties pending disposition for purposes such as economic development.					
Equity Impact: This program provides a targeted approach to addressing nuisance properties that contribute to blight within low-income communities.					

* "1" Health & Safety. "2" Legal Mandate. "3" Resiliency & Sustainability. "4" Operations & Cost Savings. "5" Equitable Community Investment & Economic Sustainability/Equity Impact. "EI" Equity Impact Score (See CTIEP Summary for EI definition). "GI/GHG" Green Investment & Greenhouse Gas Emissions Reduction.

** "PP" Preliminary Study. "D" Design. "C" Construction work. "R/W" Land or building acquisition.

GENERAL FUND (cont.)

PROJECT TITLE	CATEGORY*	EI*	GI/ GHG*	ACTIVITY**	2024-25 AMOUNT
Civic and Community Facilities	1,4,5	3	-	C	\$ 400,000
Funding is provided to address deferred maintenance, alterations and improvements, and for design or construction start-up of civic and community facilities and to address legally required improvements to City facilities acquired through eminent domain.					
Equity Impact: This program promotes social equity objectives by activating underused facilities to provide critical services to disadvantaged communities with limited opportunities.					
Deferred Maintenance Program	1,3,4	0	-	C	\$ 3,481,940
Funding is provided to address deferred maintenance needs throughout the City as a result of insufficient funding for a comprehensive preventative maintenance program to identify and repair issues early to extend the useful life of building systems.					
Fire Electric Vehicle Charging Request	3,4	0	✓+	C	\$ 500,000
Funding is provided to plan, prioritize, and address the most critical EV charger infrastructure needs for the Fire Department.					
Climate Impact: This project is related to GHG emissions reduction through increasing opportunities for reliance on electric vehicles to replace existing conventional vehicles. This project, within the funding amount described above, is estimated to contribute a reduction of 630 metric tons of carbon dioxide equivalent over 10 years.					
Fire Frank Hotchkin Memorial Training Center Infrastructure Repairs	1,5	4	-	C	\$ 100,000
Funding is provided to address the Americans with Disabilities Act (ADA) compliance improvements and repairs.					
Equity Impact: This program will address the ADA compliance improvements and repairs at the Frank Hotchkin Memorial Training Center.					
Fire Life Safety Building Systems (Regulation 4)	1,2,4	0	-	C	\$ 1,300,000
Funding is provided to perform Fire Department Regulation 4 testing, repair, replacement, and certification of mandated fire/life safety, alarm, and monitoring systems of up to 250 buildings.					
MERV 13 Filters	1	0	-	C	\$ 400,000
Funding is provided for the replacement of Minimum Efficiency Reporting Value (MERV) 13 filters at City facilities.					
Municipal Buildings Energy and Water Management and Conservation	1,2,3,4	0	✓+	C	\$ 1,100,000
Funding is provided for required energy audits, engineering, and retrofit work at City facilities to meet energy and water conservation goals.					
Climate Impact: This project would support GHG emissions reduction by incorporating sustainability measures at City facilities that reduce or replace the use of fossil fuel-based systems. A climate impact evaluation after the project design phase is necessary to measure estimated metric tons of emissions reduction.					

* "1" Health & Safety. "2" Legal Mandate. "3" Resiliency & Sustainability. "4" Operations & Cost Savings. "5" Equitable Community Investment & Economic Sustainability/Equity Impact. "EI" Equity Impact Score (See CTIEP Summary for EI definition). "GI/GHG" Green Investment & Greenhouse Gas Emissions Reduction.

** "PP" Preliminary Study. "D" Design. "C" Construction work. "R/W" Land or building acquisition.

GENERAL FUND (cont.)

PROJECT TITLE	CATEGORY*	EI*	GI/ GHG*	ACTIVITY**	2024-25 AMOUNT
Non-Ductile Concrete Buildings Repair	1,2,3	0	-	D,C	\$ 1,600,000
Funding is provided to develop retrofit plans for City-owned non-ductile concrete buildings.					
One Percent for the Arts	2	0	-	C	\$ 256,911
The construction portion of the City's capital improvement projects is subject to a one percent assessment for the arts. Fee assessments on General Fund projects are transferred to the Arts and Cultural Facilities and Services Trust Fund on an annual basis.					
Public Safety Facilities - Animal Services	1,3,4	0	✓+	C	\$ 321,500
Funding is provided to address ongoing repairs to support capital improvements at various Animal Services facilities.					
Climate Impact: This project would support GHG emissions reduction if improvements incorporate electrified building systems to replace fossil fuel-based building systems. A climate impact evaluation of proposed building systems prior to or at time of installation is necessary to measure estimated metric tons of emissions reduction.					
Public Safety Facilities - Fire	1,4	0	✓+	C	\$ 731,070
Funding is provided to address ongoing repairs to support capital improvements at various Fire Department facilities.					
Climate Impact: This project would support GHG emissions reduction if improvements incorporate electrified building systems to replace fossil fuel-based building systems. A climate impact evaluation of proposed building systems prior to or at time of installation is necessary to measure estimated metric tons of emissions reduction.					
Public Safety Facilities - Police	1,4	0	-	C	\$ 565,000
Funding is provided to address ongoing repairs to support capital improvements at various Police Department facilities.					
San Pedro Little Italy Plaza	3,5	10	✓+	D,C	\$ 500,000
Funding is provided to complete the design and renovation of the existing San Pedro City Hall Plaza.					
Climate Impact: This project would support GHG emissions reduction if renovations incorporate electrified building systems to replace fossil fuel-based building systems. A climate impact evaluation after the project design phase is necessary to measure estimated metric tons of emissions reduction.					
Equity Impact: This project responds to community needs for open space.					
Sepulveda Basin Vision Plan	1,3,5	8	-	PP	\$ 2,264,654
Funding is provided to fund the Environmental Impact Report/Environmental Impact Statement for the Sepulveda Basin Vision Plan, which satisfies both California Environmental Quality Act and National Environmental Policy Act requirements. \$1.75 million will be reimbursed by a grant from the Santa Monica Mountains Conservancy.					
Equity Impact: The Sepulveda Basin is the largest public open space in the San Fernando Valley, but surrounding neighborhoods are significantly lacking green open spaces.					

* "1" Health & Safety. "2" Legal Mandate. "3" Resiliency & Sustainability. "4" Operations & Cost Savings. "5" Equitable Community Investment & Economic Sustainability/Equity Impact. "EI" Equity Impact Score (See CTIEP Summary for EI definition). "GI/GHG" Green Investment & Greenhouse Gas Emissions Reduction.

** "PP" Preliminary Study. "D" Design. "C" Construction work. "R/W" Land or building acquisition.

GENERAL FUND (cont.)

PROJECT TITLE	CATEGORY*	EI*	GI/ GHG*	ACTIVITY**	2024-25 AMOUNT
Stetson Ranch Equestrian Improvements	1,2,3,4,5	4	✓	C	\$ 250,000
<p>Funding is provided to close the construction shortfall for this Proposition K specified project which includes security improvements, critical facility repairs, and new equestrian amenities.</p> <p>Equity Impact: This project will increase equity by expanding essential amenities at Stetson Ranch Park for pedestrians and equestrian users. Stetson Ranch is the only equestrian park in Sylmar and the installation of hitching posts and mounting blocks will increase accessibility for equestrian use.</p>					
Wonder View Trails Extension	1,5	3	-	C	\$ 450,000
<p>Funding is provided to extend the existing Wonder View Trail from its southeastern terminus to a new trail head next to the existing parking area on Lake Hollywood Drive.</p> <p>Equity Impact: This project was proposed by the public and endorsed by the Council District as a way to promote safety to both the residents and the many visitors and tourists who hike this area to view the Hollywood Sign.</p>					
Yards and Shops - Capital Equipment	1,4	0	-	C	\$ 483,261
<p>Funding is provided for equipment repairs and replacement at various facilities throughout the City.</p>					
Subtotal General Fund					<u>\$ 19,429,336</u>

* "1" Health & Safety. "2" Legal Mandate. "3" Resiliency & Sustainability. "4" Operations & Cost Savings. "5" Equitable Community Investment & Economic Sustainability/Equity Impact. "EI" Equity Impact Score (See CTIEP Summary for EI definition). "GI/GHG" Green Investment & Greenhouse Gas Emissions Reduction.

** "PP" Preliminary Study. "D" Design. "C" Construction work. "R/W" Land or building acquisition.

PARK AND RECREATIONAL SITES AND FACILITIES FUND

Funding restricted to the acquisition and development of parks and recreational sites and facilities, using funding generated by a dwelling unit tax assessment on new construction in the City.

PROJECT TITLE	CATEGORY*	EI*	GI/ GHG*	ACTIVITY**	2024-25 AMOUNT
Various Recreation and Parks Facilities	1,3	0	-	C	\$ 3,100,000

Funding is provided for design, acquisition, and construction costs for authorized projects, including shortfalls resulting from cost escalation or other emergent factors.

For 2024-25, priority will be given to address funding shortfalls or repay ineligible costs for Proposition K Specified projects in order to leverage the availability of supplemental funding sources and satisfy the City's legal mandate to complete all remaining program requisites prior to the sunset of the Proposition K program in 2026-27. A specific allocation of \$150,000 will fund continued progress of the El Pueblo Master Plan Development project currently underway.

Equity Impact: These funds are used to offset funding shortfalls for capital repairs and infrastructure projects for recreational facilities, with priority given to projects located in disadvantaged areas with high needs.

Subtotal Park and Recreational Sites and Facilities Fund \$ 3,100,000

* "1" Health & Safety. "2" Legal Mandate. "3" Resiliency & Sustainability. "4" Operations & Cost Savings. "5" Equitable Community Investment & Economic Sustainability/Equity Impact. "EI" Equity Impact Score (See CTIEP Summary for EI definition). "GI/GHG" Green Investment & Greenhouse Gas Emissions Reduction.

** "PP" Preliminary Study. "D" Design. "C" Construction work. "R/W" Land or building acquisition.

MICLA-ISSUED FINANCING

Proceeds from the issuance of MICLA lease obligations or other types of debt will be used to finance the projects listed below. The debt service payments associated with these types of financing will be funded by the City through an annual appropriation of General Fund or special fund monies. The issuance of MICLA debt for the projects listed below would cause the City to borrow \$128,461,179 at an approximate 5.5 percent interest rate over 20 years. The total estimated debt service is \$214,990,908, which includes interest of approximately \$86,529,729. During the life of the bonds, the estimated average annual debt service is \$10,749,545 over 20 years. Actual interest may differ as rates are dependent on market conditions at the time of issuance.

The following Municipal Facilities projects have been proposed for MICLA-issued financing.

PROJECT TITLE	CATEGORY*	EI*	GI/ GHG*	ACTIVITY**	2024-25 AMOUNT
Access Control Units Replacement	1	0	-	C	\$ 1,000,000

Funding is provided to replace the outdated access control units at various City facilities.

Animal Services Mission Lenel Access Control System	1	0	-	C	\$ 115,004
--	----------	----------	----------	----------	-------------------

Funding is provided to replace the outdated access control system at the Mission Lenel Animal Shelter.

Animal Services West Valley Animal Shelter Training Yard Fence	1	0	-	C	\$ 292,567
---	----------	----------	----------	----------	-------------------

Funding is provided to address access and exit points to increase safety for staff and animals when transferring animals to and from the play yards.

Asphalt Plant No. 1 - Phase II	1,3,4	0	✓+	C	\$ 8,368,687
---------------------------------------	--------------	----------	-----------	----------	---------------------

Funding is provided for the development of a satellite facility to support the operational needs of the new Asphalt Plant No. 1 facility.

Climate Impact: This project would support GHG emissions reduction by incorporating sustainability measures to address direct emissions released from the development and operations of the proposed facility. A climate impact evaluation after the project design phase is necessary to measure estimated metric tons of emissions reduction.

Balboa Aquatic Center Phase I	1,2,3,5	10	-	C	\$ 5,000,000
--------------------------------------	----------------	-----------	----------	----------	---------------------

Funding is provided to address the shortfall for this Proposition K specified project which includes the design and construction of a large splash pad, bathhouse, and the design of a pool to be constructed at a later date as funding permits.

Equity Impact: The installation of a large aquatic facility at Lake Balboa Park will provide increased programming space in one of the most heat-impacted areas of the City where nearly 50 percent of the residents live below the 200 percent poverty line, as well as increase energy efficiency through construction to current Building Code standards.

* "1" Health & Safety. "2" Legal Mandate. "3" Resiliency & Sustainability. "4" Operations & Cost Savings. "5" Equitable Community Investment & Economic Sustainability/Equity Impact. "EI" Equity Impact Score (See CTIEP Summary for EI definition). "GI/GHG" Green Investment & Greenhouse Gas Emissions Reduction.

** "PP" Preliminary Study. "D" Design. "C" Construction work. "R/W" Land or building acquisition.

MICLA-ISSUED FINANCING (cont.)

PROJECT TITLE	CATEGORY*	EI*	GI/ GHG*	ACTIVITY**	2024-25 AMOUNT
Boyle Heights Sports Center	1,2,3,5	10	✓+	C	\$ 5,000,000

Funding is provided over multiple subsequent years to address the shortfall for this Proposition K specified project which includes the design and construction of a 10,000-square-foot sports center.

Climate Impact: This project would support GHG emissions reduction by incorporating sustainability measures in the design and construction of this facility that reduce or replace the use of fossil fuel-based systems. This project, if constructed with sustainability measures to meet climate goals, is estimated to contribute a reduction of 206 metric tons of carbon dioxide equivalent over 20 years.

Equity Impact: This project expands recreational space and youth enrichment programs in a high-density area where over 46 percent of residents live below the 200 percent poverty line.

Building Equipment Lifecycle Replacement	1,3,4	0	✓+	C	\$ 2,500,000
---	--------------	----------	-----------	----------	---------------------

Funding is provided to replace aging, obsolete, and end-of-lifecycle building equipment at the City's highest priority sites.

Climate Impact: This project would support GHG emissions reduction if fossil fuel-based building systems are replaced with electrified building systems. A climate impact evaluation of proposed building systems prior to or at time of installation is necessary to measure estimated metric tons of emissions reduction.

Capital Program - Bureau of Street Services (BSS)	1,4	0	-	C	\$ 1,500,000
--	------------	----------	----------	----------	---------------------

Funding is provided to address safety hazards and regulatory compliance issues at yards and shops facilities operated by the Bureau of Street Services.

Capital Program - El Pueblo	1,4,5	0	-	C	\$ 841,116
------------------------------------	--------------	----------	----------	----------	-------------------

Funding is provided for capital repairs and infrastructure improvements at El Pueblo de Los Angeles Historical Monument.

Equity Impact: This historical monument supports the provision of educational and cultural enrichment programming for youth throughout the City as part of the Los Angeles Unified School District field trips and other collaborations with local organizations that support youth academics and/or recreational activities, including excursions to local hiking trails and exploration of the historic exhibits and structures located at this facility.

Capital Program - Figueroa Plaza Buildings	1,4	0	-	C	\$ 550,000
---	------------	----------	----------	----------	-------------------

Funding is provided for capital repairs and infrastructure improvements at Figueroa Plaza Buildings.

Capital Program - Public Works Building	1,4	0	✓+	C	\$ 1,000,000
--	------------	----------	-----------	----------	---------------------

Funding is provided for the capital repairs and infrastructure improvements at the Public Works Building.

Climate Impact: This project would support GHG emissions reduction if improvements incorporate electrified building systems to replace fossil fuel-based building systems. A climate impact evaluation of proposed building systems prior to or at time of installation is necessary to measure estimated metric tons of emissions reduction.

* "1" Health & Safety. "2" Legal Mandate. "3" Resiliency & Sustainability. "4" Operations & Cost Savings. "5" Equitable Community Investment & Economic Sustainability/Equity Impact. "EI" Equity Impact Score (See CTIEP Summary for EI definition). "GI/GHG" Green Investment & Greenhouse Gas Emissions Reduction.

** "PP" Preliminary Study. "D" Design. "C" Construction work. "R/W" Land or building acquisition.

MICLA-ISSUED FINANCING (cont.)

PROJECT TITLE	CATEGORY*	EI*	GI/ GHG*	ACTIVITY**	2024-25 AMOUNT
Capital Program - Van Nuys Civic Center	1,4	0	✓+	C	\$ 500,000
Funding is provided for capital repairs and infrastructure improvements at Van Nuys City Hall complex, which serves as a City hub in the Van Nuys area, including the Marvin Braude Building.					
Climate Impact: This project would support GHG emissions reduction if improvements incorporate electrified building systems to replace fossil fuel-based building systems. A climate impact evaluation of proposed building systems prior to or at time of installation is necessary to measure estimated metric tons of emissions reduction.					
Capital Program - Zoo	1,3,4,5	5	✓+	C	\$ 2,000,000
Funding is provided to continue to address critical deferred maintenance, emergent capital repair needs, and shortfall for active capital projects at the Los Angeles Zoo due to aging infrastructure, causing an increased need for repairs, many of which arise on an emergency basis.					
Climate Impact: This project would support GHG emissions reduction if improvements incorporate electrified building systems to replace fossil fuel-based building systems. A climate impact evaluation of proposed building systems prior to or at time of installation is necessary to measure estimated metric tons of emissions reduction.					
Equity Impact: This is a regional facility that supports Citywide service delivery through academic enrichment programming and recreational activities that support youth academic development.					
Citywide Infrastructure Improvements	1,3,4	0	✓+	C	\$ 1,000,000
Funding is provided to address health and safety-related infrastructure issues on a Citywide basis. Projects include safety and security upgrade, air-conditioning, water supply systems, fixtures, and other critical maintenance items.					
Climate Impact: This project would support GHG emissions reduction by incorporating sustainability measures at City facilities that reduce or replace the use of fossil fuel-based systems. A climate impact evaluation after the project design phase is necessary to measure estimated metric tons of emissions reduction.					
Equity Impact: This is a regional facility that supports Citywide service delivery through academic enrichment programming and recreational activities that support youth academic development.					
Citywide Roof Capital Repairs	1,4	0	-	C	\$ 1,800,000
Funding is provided to address critical roof replacements at City facilities with the most critical problems, including removal and replacement of damaged or degraded roofs, downspouts, gutters, expansion joints, waterproofing, and expanded cool roof applications.					
Citywide Security Improvement Program	1,4	0	-	C	\$ 2,849,800
Funding is provided to address necessary Citywide security enhancements identified at various City facilities.					
Deferred Maintenance Program	1,3,4	0	-	C	\$ 6,888,586
Funding is provided to address deferred maintenance needs throughout the City as a result of insufficient funding for a comprehensive preventative maintenance program to identify and repair issues early to extend the useful life of building systems.					

* "1" Health & Safety. "2" Legal Mandate. "3" Resiliency & Sustainability. "4" Operations & Cost Savings. "5" Equitable Community Investment & Economic Sustainability/Equity Impact. "EI" Equity Impact Score (See CTIEP Summary for EI definition). "GI/GHG" Green Investment & Greenhouse Gas Emissions Reduction.

** "PP" Preliminary Study. "D" Design. "C" Construction work. "R/W" Land or building acquisition.

MICLA-ISSUED FINANCING (cont.)

PROJECT TITLE	CATEGORY*	EI*	GI/ GHG*	ACTIVITY**	2024-25 AMOUNT
Electric Vehicle Charger Infrastructure	3,4	0	✓+	D,C	\$ 4,500,000

Funding is provided for the installation of EV charging stations at various locations for employee and public parking and the City's Fleet.

Climate Impact: This project is related to GHG emissions reduction through increasing opportunities for reliance on electric vehicles to replace existing conventional vehicles. This project is estimated to contribute a reduction of 41,265 metric tons of carbon dioxide equivalent over 10 years.

Electric Vehicles Infrastructure for Yards and Facilities	1,3,4	0	✓+	C	\$ 2,400,000
--	--------------	----------	-----------	----------	---------------------

Funding is provided to install EV charging stations at various Bureau of Street Services yards.

Climate Impact: This project is related to GHG emissions reduction through increasing opportunities for reliance on EV to replace existing conventional vehicles. This project is estimated to contribute a reduction of 3,780 metric tons of carbon dioxide equivalent over 10 years.

Fire Electric Vehicle Charging Request	3,4	0	✓+	C	\$ 4,500,000
---	------------	----------	-----------	----------	---------------------

Funding is provided to plan, prioritize, and address the most critical EV charger infrastructure needs for the Fire Department.

Climate Impact: This project is related to GHG emissions reduction through increasing opportunities for reliance on EV to replace existing conventional vehicles. This project, within the funding amount described above, is estimated to contribute a reduction of 5,670 metric tons of carbon dioxide equivalent over 10 years.

Fire Frank Hotchkin Memorial Training Center Infrastructure Repairs	1,5	4	-	C	\$ 900,000
--	------------	----------	----------	----------	-------------------

Funding is provided to address the ADA compliance improvements.

Equity Impact: This program will address the ADA compliance improvements and repairs at the Frank Hotchkin Memorial Training Center.

Griffith Park Recreation Center Pool Replacement and Bathhouse Renovation Project	1,3,4,5	7	✓+	PP,D,C	\$ 5,351,998
--	----------------	----------	-----------	---------------	---------------------

Funding is provided to begin the pre-design and design of the replacement of the Griffith Park pool and bathhouse.

Climate Impact: This project would support GHG emissions reduction by incorporating sustainability measures at City facilities that reduce or replace the use of fossil fuel-based systems. A climate impact evaluation after the project design phase is necessary to measure estimated metric tons of emissions reduction.

Equity Impact: Griffith Park is the largest contiguous open space, serving the local and greater community with amenities that are unique to this location and providing access to recreation and wilderness opportunities that are otherwise not available.

* "1" Health & Safety. "2" Legal Mandate. "3" Resiliency & Sustainability. "4" Operations & Cost Savings. "5" Equitable Community Investment & Economic Sustainability/Equity Impact. "EI" Equity Impact Score (See CTIEP Summary for EI definition). "GI/GHG" Green Investment & Greenhouse Gas Emissions Reduction.

** "PP" Preliminary Study. "D" Design. "C" Construction work. "R/W" Land or building acquisition.

MICLA-ISSUED FINANCING (cont.)

PROJECT TITLE	CATEGORY*	EI*	GI/ GHG*	ACTIVITY**	2024-25 AMOUNT
Las Palmas Senior Center Renovation and Decarbonization	3,5	5	✓+	D,C	\$ 2,899,680
Funding is provided to address the remaining shortfall for this project for design and construction at this facility. Project scope includes indoor and outdoor improvements such as asbestos abatement, upgraded building mechanical/electrical systems, new restrooms, and shaded outdoor exercise area.					
Climate Impact: This project is related to GHG emissions reduction by incorporating decarbonization measures at this facility. This project is estimated to contribute a reduction of 1,128 metric tons of carbon dioxide equivalent over 20 years.					
Equity Impact: While this center is located in an area of the City with a relatively low social equity score, its primary purpose is to serve the senior population. In addition to serving as a cooling center, this location also provides the ability to purchase affordable hot lunches and provides for regular social interactions for seniors.					
Los Angeles Convention Center (LACC) Airwall Replacement	1,4	0	-	C	\$ 2,500,000
Funding is provided to replace the existing damaged and warped airwalls in the West Hall of the LACC.					
LACC ADA Remediation	1,4	0	-	C	\$ 2,000,000
Funding is provided to upgrade and modify sidewalks, ramps, handrails, signage, and restroom accessories.					
LACC Electric Boiler Conversion	1,4	0	✓+	C	\$ 2,000,000
Funding is provided to replace two of four natural gas boilers with energy-efficient electric boilers in support of the City's Green New Deal.					
Climate Impact: This project is related to GHG emissions reduction through the replacement of fossil fuel-based water boilers with electrified boilers. The replacement of two of four boilers, within the funding amount described above, is estimated to contribute a reduction of 171 metric tons of carbon dioxide equivalent over 10 years.					
LACC Food Service Renovations and Additions	1,3,4	0	-	C	\$ 1,000,000
Funding is provided to renovate the food and beverage service components at the LACC, including concession stands, service pantries, walk-in freezers, and other upgrades.					
LACC Gated Perimeter	1,4	0	-	C	\$ 2,850,000
Funding is provided to install new perimeter gates on existing stairwell locations that lack fencing.					
LACC IT Network Improvements	1,4	0	-	C	\$ 419,000
Funding is provided to replace and upgrade outdated technological infrastructure equipment that supports building operations.					
LACC Mechanical Test Panel - Phase II	1,4	0	-	C	\$ 605,000
Funding is provided to complete the upgrade of the Mechanical Test Panel that provides fire protection alerts.					

* "1" Health & Safety. "2" Legal Mandate. "3" Resiliency & Sustainability. "4" Operations & Cost Savings. "5" Equitable Community Investment & Economic Sustainability/Equity Impact. "EI" Equity Impact Score (See CTIEP Summary for EI definition). "GI/GHG" Green Investment & Greenhouse Gas Emissions Reduction.

** "PP" Preliminary Study. "D" Design. "C" Construction work. "R/W" Land or building acquisition.

MICLA-ISSUED FINANCING (cont.)

PROJECT TITLE	CATEGORY*	EI*	GI/ GHG*	ACTIVITY**	2024-25 AMOUNT
LACC Security Surveillance System	1	0	-	C	\$ 2,133,000
Funding is provided to enhance the closed-circuit television perimeter with a focus on the garage and exterior areas of the LACC.					
LACC Sump Pump Replacement	1,4	0	-	C	\$ 1,000,000
Funding is provided to replace 15 sump pumps throughout LACC to prevent flooding and pipe stoppages.					
LACC Waterproofing Upgrades	1,4	0	-	C	\$ 8,000,000
Funding is provided to upgrade and replace various roof components to address water intrusion issues in the South and Concourse Halls.					
Livability Services Division - Harbor Regional Facility	1,4,5	8	-	C	\$ 694,846
Funding is provided to retrofit an area within an existing masonry building at the Harbor yard for use by the Livability Services Division to house administrative staff who are currently using a temporary office trailer at the site.					
Equity Impact: This facility will support the regional deployment of Sanitation services that address the needs of the unhoused population.					
MacArthur Park Recreation and Signal Building Phase II Improvements	1,2,5	10	-	C	\$ 1,200,000
Funding is provided over multiple subsequent years to continue improvements at this facility for this Proposition K specified project. Project scope centers on comprehensive repairs and upgrades to current safety standards, including resolving significant leakage issues within the recreation center, which are compromising the structural integrity and usability of the facility.					
Equity Impact: This will ensure a functional recreational space for one of the densest communities within the City, with the fewest park acres per person. Further, it will ensure continued access to recreational space and youth enrichment programs in a high-density area where over 52 percent of residents live below the 200 percent poverty line.					
Manchester Junior Arts Center	2,3,5	10	✓+	C	\$ 2,400,000
Funding is provided to address the funding shortfall at this facility over multiple subsequent years for this Proposition K specified project which will renovate the Old Fire Station 54 into a Junior Arts Center.					
Climate Impact: This project would support GHG emissions reduction by incorporating sustainability measures in the renovation of this facility that reduce or replace the use of fossil fuel-based systems. This project, if renovated with sustainability measures to meet climate goals, is estimated to contribute a reduction of 72 metric tons of carbon dioxide equivalent over 20 years.					
Equity Impact: The new facility will serve as a regional center for the South LA communities to provide cultural programming for disadvantaged youth. This project will address current service inequities, as DCA has advised that Council District 8 is the only district that does not have a youth or adult arts facility. This location has over 28 percent of the population living below the 200 percent poverty line.					

* "1" Health & Safety. "2" Legal Mandate. "3" Resiliency & Sustainability. "4" Operations & Cost Savings. "5" Equitable Community Investment & Economic Sustainability/Equity Impact. "EI" Equity Impact Score (See CTIEP Summary for EI definition). "GI/GHG" Green Investment & Greenhouse Gas Emissions Reduction.

** "PP" Preliminary Study. "D" Design. "C" Construction work. "R/W" Land or building acquisition.

MICLA-ISSUED FINANCING (cont.)

PROJECT TITLE	CATEGORY*	EI*	GI/ GHG*	ACTIVITY**	2024-25 AMOUNT
Municipal Buildings Energy and Water Management and Conservation	1,2,3,4	0	✓+	C	\$ 1,566,000

Funding is provided for required energy audits, engineering, and retrofit work at City facilities to meet energy and water conservation goals.

Climate Impact: This project would support GHG emissions reduction by incorporating sustainability measures at City facilities that reduce or replace the use of fossil fuel-based systems. A climate impact evaluation after the project design phase is necessary to measure estimated metric tons of emissions reduction.

Overhead Doors, Automatic Gates, and Awnings	1,4	0	-	C	\$ 1,000,000
---	------------	----------	----------	----------	---------------------

Funding is provided to address overhead door, automatic gate, and awning repairs at various City facilities with priority given to Fire and Police stations. These repairs are needed to ensure safe operation of City facilities and to provide acceptable work conditions for staff.

Parking Lots 2 and 7	1,3,4,5	10	✓+	C	\$ 1,000,000
-----------------------------	----------------	-----------	-----------	----------	---------------------

Funding is provided to relocate the electrical services from Lots 3 and 7 to provide power for both Lots 2 and 7.

Climate Impact: This project would support GHG emissions reduction through the increasing opportunities for reliance on EVs to replace existing conventional vehicles, provided through the installation of EV chargers. A climate impact evaluation of proposed EV chargers prior to or at time of installation is necessary to measure estimated metric tons of emissions reduction.

Equity Impact: This program will support the deployment of affordable housing developments.

Police Electric Vehicle Charger Installation and Power Upgrades	3,4	0	✓+	C	\$ 1,000,000
--	------------	----------	-----------	----------	---------------------

Funding is provided to support ongoing capital improvements at various Police Department facilities.

Climate Impact: This project is related to GHG emissions reduction through increasing opportunities for reliance on EV to replace existing conventional vehicles. This project is estimated to contribute a reduction of 15,750 metric tons of carbon dioxide equivalent over 10 years.

Police Evidence and Property Management Division Evidence Storage Carousel Replacement	1,2,4	0	-	C	\$ 2,417,730
---	--------------	----------	----------	----------	---------------------

Funding is provided to replace 12 Hanel Rotomat Carousel units at the Evidence Control Section at Piper Technical Center.

Police Worth Street Warehouse ESD Canopy Project	1,3,4	0	-	C	\$ 315,000
---	--------------	----------	----------	----------	-------------------

Funding is provided to construct a large steel canopy to house the Emergency Services Division Mobile Command Post vehicles and equipment.

Public Safety Facilities - Animal Services	1,3,4	0	✓+	C	\$ 320,000
---	--------------	----------	-----------	----------	-------------------

Funding is provided to address ongoing repairs to support capital improvements at various Animal Services facilities.

Climate Impact: This project would support GHG emissions reduction if improvements incorporate electrified building systems to replace fossil fuel-based building systems. A climate impact evaluation of proposed building systems prior to or at time of installation is necessary to measure estimated metric tons of emissions reduction.

* "1" Health & Safety. "2" Legal Mandate. "3" Resiliency & Sustainability. "4" Operations & Cost Savings. "5" Equitable Community Investment & Economic Sustainability/Equity Impact. "EI" Equity Impact Score (See CTIEP Summary for EI definition). "GI/GHG" Green Investment & Greenhouse Gas Emissions Reduction.

** "PP" Preliminary Study. "D" Design. "C" Construction work. "R/W" Land or building acquisition.

MICLA-ISSUED FINANCING (cont.)

PROJECT TITLE	CATEGORY*	EI*	GI/ GHG*	ACTIVITY**	2024-25 AMOUNT
Public Safety Facilities - Fire	1,4	0	✓+	C	\$ 1,591,715
Funding is provided to address ongoing repairs to support capital improvements at various Fire Department facilities.					
Climate Impact: This project would support GHG emissions reduction if improvements incorporate electrified building systems to replace fossil fuel-based building systems. A climate impact evaluation of proposed building systems prior to or at time of installation is necessary to measure estimated metric tons of emissions reduction.					
Public Safety Facilities - Police	1,4	0	-	C	\$ 1,027,450
Funding is provided to address ongoing repairs to support capital improvements at various Police Department facilities.					
Public Safety Facilities - Police Administration Building	1,4	0	-	C	\$ 280,000
Funding is provided to address ongoing repairs to support capital improvements at the Public Administration Building.					
Roger Jessup Recreation Center	2,5	5	-	C	\$ 2,000,000
Phased funding is provided for construction activities for this Proposition K specified project which includes the construction of a child-care center.					
Equity Impact: This project will provide affordable child-care services in a dense area of the City where 55 percent of the population lives below 200 percent of the poverty line.					
Sixth Street Park, Arts, and River Connectivity (PARC) Improvement Project	3,5	9	✓+	C	\$ 2,000,000
Funding is provided in order to install Los Angeles Department of Water and Power electrical services, allowing for continued construction activities at the Sixth Street PARC project.					
Climate Impact: This project would support GHG emissions reduction by incorporating sustainability measures at City facilities that reduce or replace the use of fossil fuel-based systems. A climate impact evaluation after the project design phase is necessary to measure estimated metric tons of emissions reduction.					
Equity Impact: This project creates 12 acres of park space in a densely populated portion of the City with few recreational amenities. Located between the Arts District and Boyle Heights, a disproportionate percentage of the population lives below the federal poverty level, suffers unemployment, and pays more than 50 percent of their income towards housing costs.					
Sixth Street Viaduct Replacement Project-Security Camera Installation	1,4	0	-	C	\$ 1,440,000
Funding is provided to install a security camera system along the Sixth Street Bridge, which would include a power source and auxiliary equipment to facilitate a functioning camera system.					

* "1" Health & Safety. "2" Legal Mandate. "3" Resiliency & Sustainability. "4" Operations & Cost Savings. "5" Equitable Community Investment & Economic Sustainability/Equity Impact. "EI" Equity Impact Score (See CTIEP Summary for EI definition). "GI/GHG" Green Investment & Greenhouse Gas Emissions Reduction.

** "PP" Preliminary Study. "D" Design. "C" Construction work. "R/W" Land or building acquisition.

MICLA-ISSUED FINANCING (cont.)

PROJECT TITLE	CATEGORY*	EI*	GI/ GHG*	ACTIVITY**	2024-25 AMOUNT
Slauson Connect Recreation Center	1,2,3,5	10	√+	C	\$ 2,500,000

Funding is provided over multiple subsequent years to address the funding shortfall at this facility for this Proposition K specified project which will construct a new recreation facility and park. The building will include a childcare center, classrooms, and community gathering space on the vegetated roof terrace.

Climate Impact: This project would support GHG emissions reduction by incorporating sustainability measures in the construction and operation of this facility through installation of electrified building systems and EV chargers. A climate impact evaluation after the project design phase is necessary to measure estimated metric tons of emissions reduction.

Equity Impact: This project will provide a new recreation center and green park space in a very dense area of the City that lacks park amenities, in which nearly 40 percent of residents live below the 200 percent poverty line.

Space Optimization Tenant Work	1,2,4,5	3	-	PP,D,C	\$ 2,000,000
---------------------------------------	----------------	----------	----------	---------------	---------------------

Funding is provided for tenant improvements and the relocation of City staff in accordance with the City's Space Optimization Plan, subject to the approval and oversight of the Municipal Facilities Committee, with priority for use of these funds to include any new City departments authorized through the annual budget process.

Equity Impact: This program supports social equity initiatives depending on the specific operational services involved (e.g. space requests to address the Housing Department and the Civil and Human Rights and Equity Department's workspace needs for increased staffing).

Stetson Ranch Equestrian Improvements	1,2,3,4,5	4	✓	C	\$ 200,000
--	------------------	----------	----------	----------	-------------------

Funding is provided to close the construction shortfall for this Proposition K specified project which includes security improvements, critical facility repairs, and new equestrian amenities.

Equity Impact: This project will increase equity by expanding essential amenities at Stetson Ranch Park for pedestrians and equestrian users. Stetson Ranch is the only equestrian park in Sylmar and the installation of hitching posts and mounting blocks will increase accessibility for equestrian use.

Sylmar Senior Center	5	7	-	C	\$ 2,550,000
-----------------------------	----------	----------	----------	----------	---------------------

Funding is provided to award a construction contract and address the projected shortfall.

Underground Fuel Storage Tank Sensors at Public Safety Facilities	1,2	0	-	C	\$ 500,000
--	------------	----------	----------	----------	-------------------

Funding is provided to install discriminating sensors that can prevent unnecessary fuel site shutdowns during the rainy seasons at various City sites.

Vision Theater - Phases 2, 3, 4, and 5	1,3,5	8	-	C	\$ 2,200,000
---	--------------	----------	----------	----------	---------------------

Funding is provided to complete Phases 2-4 and begin Phase 5 improvements to the audience chamber, marquee, control room, ADA access, historical ceiling restoration, parking lot, and other general theater improvements including audio, video, lighting, and production systems.

Equity Impact: The Vision Theatre is an anchor to the larger Destination Crenshaw project and will provide a performance venue for the local community. This community has over 23 percent of its residents living below the 200 percent poverty level.

* "1" Health & Safety. "2" Legal Mandate. "3" Resiliency & Sustainability. "4" Operations & Cost Savings. "5" Equitable Community Investment & Economic Sustainability/Equity Impact. "EI" Equity Impact Score (See CTIEP Summary for EI definition). "GI/GHG" Green Investment & Greenhouse Gas Emissions Reduction.

** "PP" Preliminary Study. "D" Design. "C" Construction work. "R/W" Land or building acquisition.

MICLA-ISSUED FINANCING (cont.)

PROJECT TITLE	CATEGORY*	EI*	GI/ GHG*	ACTIVITY**	2024-25 AMOUNT
Warner Grand Theatre	1,4,5	10	-	C	\$ 4,200,000

Funding is provided to continue the renovation of the Warner Grand Theatre.

Equity Impact: This project is located in a dense area of the City with over 60 percent of the residents living below the 200 percent poverty line.

Washington Yard Electrification and Microgrid Project	1,2,3,4,5	9	✓+	C	\$ 6,934,000
--	------------------	----------	-----------	----------	---------------------

Funding is provided to upgrade the Los Angeles Department of Transportation (LADOT) transit maintenance and operations facility with five 1.44 megawatt battery-electric bus chargers with 88 direct current dispensers, solar panels atop carport canopies, and a battery energy storage system.

Climate Impact: This project is related to GHG emissions reduction through increasing opportunities for reliance on EVs to replace existing conventional vehicles. This project is estimated to contribute a reduction of 162,996 metric tons of carbon dioxide equivalent over 20 years.

Equity Impact: This program will serve Boyle Heights, East LA, Lincoln Heights, Chinatown, Pico Union, Echo Park, Leimert, Slauson, Crenshaw, and 11 other communities to target disadvantaged and low-income communities and communities that have historically been underserved by the DASH program. The project will enable LADOT to convert all DASH buses that operate on these routes to battery-electric, which will improve air quality, reduce noise pollution, and ensure service in the event of a grid failure or blackout.

Yards and Shops - Capital Equipment	1,4	0	-	C	\$ 660,000
--	------------	----------	----------	----------	-------------------

Funding is provided for equipment repairs and replacement at various facilities throughout the City.

Zoo Capital Infrastructure	1,4,5	5	-	C	\$ 2,200,000
-----------------------------------	--------------	----------	----------	----------	---------------------

Funding is provided to address deferred maintenance, infrastructure, and capital improvement needs identified by the Association of Zoos and Aquariums accreditation review that was conducted in January 2023.

Equity Impact: This is a regional facility that supports Citywide service delivery through academic enrichment programming and recreational activities that support youth academic development.

Subtotal MICLA Financing					<u>\$128,461,179</u>
---------------------------------	--	--	--	--	-----------------------------

* "1" Health & Safety. "2" Legal Mandate. "3" Resiliency & Sustainability. "4" Operations & Cost Savings. "5" Equitable Community Investment & Economic Sustainability/Equity Impact. "EI" Equity Impact Score (See CTIEP Summary for EI definition). "GI/GHG" Green Investment & Greenhouse Gas Emissions Reduction.

** "PP" Preliminary Study. "D" Design. "C" Construction work. "R/W" Land or building acquisition.

**2024-25 MUNICIPAL FACILITIES
CAPITAL AND TECHNOLOGY IMPROVEMENT EXPENDITURE PROGRAM
LISTING OF PROJECTS BY PROJECT CATEGORY**

<u>CATEGORY</u>	<u>PROJECT</u>	<u>2024-25 AMOUNT</u>
DEFERRED	Building Equipment Lifecycle Replacement	2,500,000
MAINTENANCE	Citywide Building Hazard Mitigation	750,000
	Citywide Elevator Repairs	850,000
	Citywide Infrastructure Improvements	1,000,000
	Citywide Maintenance and Improvements	1,000,000
	Citywide Nuisance Abatement	625,000
	Citywide Roof Capital Repairs	1,800,000
	Civic and Community Facilities	400,000
	Deferred Maintenance Program	10,370,526
	Fire Life Safety Building Systems (Regulation 4)	1,300,000
	Non-Ductile Concrete Buildings Repair	1,600,000
	Overhead Doors, Automatic Gates, and Awnings	1,000,000
	Underground Fuel Storage Tank Sensors at Public Safety Facilities	500,000
	<u>Subtotal:</u>	<u>23,695,526</u>
OFFICE DEVELOPMENT AND CAPITAL PROGRAM	Access Control Units Replacement	1,000,000
	Capital Program - Figueroa Plaza Buildings	550,000
	Capital Program - Public Works Building	1,000,000
	Capital Program - Van Nuys Civic Center	500,000
	City Hall Public Space Repairs and Improvements	500,000
	Electric Vehicle Charger Infrastructure	4,500,000
	MERV 13 Filters	400,000
	Municipal Buildings Energy & Water Management and Conservation	2,666,000
	San Pedro Little Italy Plaza	500,000
	Space Optimization Tenant Work	2,000,000
	<u>Subtotal:</u>	<u>13,616,000</u>
PUBLIC SAFETY FACILITIES AND SECURITY UPGRADES	Animal Services Mission Leneel Access Control System	115,004
	Animal Services West Valley Animal Shelter Training Yard Fence	292,567
	Citywide Security Improvement Program	2,849,800
	Fire Electric Vehicle Charging Request	5,000,000
	Fire Frank Hotchkin Memorial Training Center Infrastructure Repairs	1,000,000
	Police Electric Vehicle Charger Installation and Power Upgrades	1,000,000
	Police Evidence and Property Management Division Evidence Storage Carousel Replacement	2,417,730
	Police Worth Street Warehouse ESD Canopy Project	315,000
	Public Safety Facilities - Animal Services	641,500
	Public Safety Facilities - Fire	2,322,785
	Public Safety Facilities - Police	1,592,450
	Public Safety Facilities - Police Administration Building	280,000
	<u>Subtotal:</u>	<u>17,826,836</u>

CTIEP – Municipal Facilities

RECREATION AND CULTURAL FACILITIES	Balboa Aquatic Center Phase I	5,000,000
	Boyle Heights Sports Center	5,000,000
	Capital Program - Cultural Affairs	500,000
	Capital Program - El Pueblo	841,116
	Capital Program - Zoo	2,500,000
	Griffith Park Recreation Center Pool Replacement and Bathhouse Renovation Project	5,351,998
	Las Palmas Senior Center Renovation and Decarbonization	2,899,680
	MacArthur Park Recreation and Signal Building Phase II Improvements	1,200,000
	Manchester Junior Arts Center	2,400,000
	Roger Jessup Recreation Center	2,000,000
	Sepulveda Basin Vision Plan	2,264,654
	Sixth Street PARC Improvement Project	2,000,000
	Slauson Connect Recreation Center	2,500,000
	Stetson Ranch Equestrian Improvements	450,000
	Sylmar Senior Center	2,550,000
	Various Recreation Parks Facilities	3,100,000
	Vision Theatre - Phases 2, 3, 4, and 5	2,200,000
	Warner Grand Theatre	4,200,000
	Wonder View Trails Extension	450,000
Zoo Capital Infrastructure	2,200,000	
	<u>Subtotal:</u>	<u>49,607,448</u>
YARDS AND SHOPS SEISMIC / BRIDGE IMPROVEMENT PROGRAM	Asphalt Plant No. 1 - Phase II	8,368,687
	Capital Program - BSS	1,500,000
	Electric Vehicles Infrastructure for Yards and Facilities	2,400,000
	Livability Services Division - Harbor Regional Facility	694,846
	Sixth Street Viaduct Replacement Project-Security Camera Installation	1,440,000
	Washington Yard Electrification and Microgrid Project	6,934,000
	Yards and Shops - Capital Equipment	1,143,261
	<u>Subtotal:</u>	<u>22,480,794</u>
LOS ANGELES CONVENTION CENTER	LACC Airwall Replacement	2,500,000
	LACC ADA Remediation	2,000,000
	LACC Electric Boiler Conversion	2,000,000
	LACC Food Service Renovations and Additions	1,000,000
	LACC Gated Perimeter	2,850,000
	LACC IT Network Improvements	419,000
	LACC Mechanical Test Panel - Phase II	605,000
	LACC Security Surveillance System	2,133,000
	LACC Sump Pump Replacement	1,000,000
LACC Waterproofing Upgrades	8,000,000	
	<u>Subtotal:</u>	<u>22,507,000</u>

CTIEP – Municipal Facilities

OTHER	One Percent for the Arts	256,911
	Parking Lots 2 and 7	1,000,000
		<u>Subtotal:</u>
		<u>1,256,911</u>

TOTAL MUNICIPAL FACILITIES
CAPITAL AND TECHNOLOGY IMPROVEMENT EXPENDITURE PROGRAM **150,990,515**

CAPITAL AND TECHNOLOGY IMPROVEMENT EXPENDITURE PROGRAM

BASIS FOR THE PROPOSED BUDGET

PHYSICAL PLANT

The 2024-25 Proposed for the Physical Plant Capital and Technology Improvement Expenditure Program (CTIEP) relates to the current year funding as follows:

	General Fund	Special Funds	Total	Other Funds*
2023-24 Adopted Budget	\$ 19,400,443	\$ 121,034,061	\$ 140,434,504	\$ 25,000,000
2024-25 Proposed Budget	\$ 4,255,000	\$ 128,320,640	\$ 132,575,640	\$ 40,000,000
Change from 2023-24 Budget	\$ (15,145,443)	\$ 7,286,579	\$ (7,858,864)	\$ 15,000,000
Percent Change	(78.1%)	6.0%	(5.6%)	60.0%

* Other funds consist of Proposition O (\$25,000,000) General Obligation (GO) Bonds and Transportation Grant Fund (\$15,000,000). The amounts from these funds are provided for informational purposes only.

The Proposed Budget for the Physical Plant CTIEP focuses on projects that will promote public safety by repairing/improving the public right of way, resolving flooding issues, and providing clean water.

BUDGET HIGHLIGHTS

The Physical Plant CTIEP includes funding for:

- Seven watershed management projects, totaling \$16.6 million. This includes five water quality projects required by the Clean Water Act under the City Enhanced Watershed Management Program Funds from the Measure W Local Return Fund (\$14.3 million), and the General Fund (\$0.3 million), and two flood control projects from the Road Maintenance and Rehabilitation Program Special (SB1) Fund (\$2.0 million).
- Street-related improvements totaling \$111.4 million from the General Fund (\$3.9 million), the SB1 Fund (\$75.7 million), Measure M Local Return Fund (\$13.4 million), the Measure R Local Return Fund (\$7.3 million), the Street Damage Restoration Fund (\$9.9 million), and the Local Transportation Fund (\$1.2 million).
- Street lighting projects, including lighting at pedestrian crosswalks as part of the Vision Zero pedestrian safety program, totaling \$4.5 million from the General Fund (\$0.1 million), SB1 Fund (\$3.3 million), and Measure M Local Return Fund (\$1.1 million).

CTIEP – Physical Plant

	2023-24	2024-25
	Adopted Budget	Proposed Budget
WATERSHED MANAGEMENT PROJECT		
In 2024-25, funds are provided from the General Fund (\$300,000), the SB1 Fund (\$2,048,825), and the Measure W Local Return Fund (\$14,307,093) for five water quality improvement projects and two flood control projects.	\$ 31,554,600	\$ 16,655,918
Total – Watershed Management Projects	<u>\$ 31,554,600</u>	<u>\$ 16,655,918</u>
STREET PROJECTS		
Street Repair and Pedestrian Improvement	\$ 105,304,904	\$ 110,404,722
In 2024-25, funds are provided from the General Fund (\$3,705,000), SB1 Fund (\$75,710,544), Measure M Local Return Fund (\$12,569,206), Measure R Local Return Fund (\$7,313,148), Street Damage Restoration Fee Fund (\$9,861,458), and Local Transportation Fund (\$1,245,366) for public safety street improvements, hillside stabilization projects, pedestrian safety projects, and the reconstruction of streets that are extensively deteriorated.		
CONTINGENCIES	\$ 1,000,000	\$ 1,000,000
Funds are provided from the General Fund (\$200,000) and the Measure M Local Return Fund (\$800,000) for eligible Physical Plant projects. The City Administrative Officer may approve transfers from the Contingencies Account to any project previously approved by the Mayor and Council within the CTIEP.		
Total – Street Projects	<u>\$ 106,304,904</u>	<u>\$ 111,404,722</u>
STREET LIGHTING PROJECTS		
In 2024-25, funds are provided from the General Fund (\$50,000), SB1 Fund (\$3,340,000), and the Measure M Local Return Fund (\$1,125,000) for general benefit street lighting improvement, for maintenance and replacement of existing general benefit lighting, and for conversion of the high voltage lighting system to a low voltage system.	\$ 2,575,000	\$ 4,515,000
Total – Street Lighting Projects	<u>\$ 2,575,000</u>	<u>\$ 4,515,000</u>
CAPITAL AND TECHNOLOGY IMPROVEMENT EXPENDITURE PROGRAM – PHYSICAL PLANT	<u><u>\$ 140,434,504</u></u>	<u><u>\$ 132,575,640</u></u>

WATERSHED MANAGEMENT PROJECTS

The capital improvements listed in this section are funded from the General Fund, the Measure W Local Return Fund, and the Road Maintenance and Rehabilitation Fund (SB1).

PROJECT TITLE	MOBILITY*	CATEGORY*	EI*	GI*	ACTIVITY*	2024-25 AMOUNT
Ballona Creek TMDL Project (Low Flow Treatment Facilities #1 and #2)	-	1,2,3	4	✓	C	\$ 7,000,000
Funding is provided by the Measure W Local Return Fund for the retrofitting of the existing City of Los Angeles North Outfall Treatment Facility to a water quality facility that provides a combination of treat-and-release and water diversion functions during dry weather conditions in the Ballona Creek watershed.						
La Cienega Blvd. Green Infrastructure Corridor	VEN	1,2,3,	4	✓	C	\$ 1,160,936
Funding is provided by the Measure W Local Return Fund for the installation of several types of stormwater capture and permeability-promoting features along La Cienega Boulevard to improve stormwater management infiltration and community enhancements.						
Machado Lake Ecosystem Rehabilitation (Oxygenation)	-	1,4	6	-	D	\$ 300,000
Funding is provided to secure the oxygenation line to the bottom of the lake to ensure the oxygenation system is working properly and to comply with water quality permits.						
Montecito Drive to Latrobe Street Storm Drain	-	1	5	✓	D	\$ 1,409,775
Funding is provided by the SB1 Fund to address flooding on Montecito Drive and provide for public safety. The project will construct 210 feet of 18" diameter pipe from 1477 Montecito Drive to 3874 Latrobe Street within an existing 12' storm drain easement. This project will prevent runoff creating slope erosion and mudflow threatening downslope properties.						
Oro Vista Local Area Urban Flow Management Project	BLN	3,5	7	✓	C	\$ 3,600,000
Funding is provided by the Measure W Local Return Fund for the installation of several types of stormwater capture and permeability-promoting features along Oro Vista Avenue and Foothill Boulevard.						
Sherman Way and Capps Avenue Storm Drain	BEN,PED	1,5	4	-	D	\$ 639,050
Funding is provided by the SB1 Fund to address street flooding and provide for public safety. The project will include the installation of a storm drain along Sherman Way and Capps Avenue which will connect to an existing County storm drain at Reseda Avenue.						
Stormwater System Integration	-	1,2,3,4	2	-	D	\$ 2,546,157
Funding is provided by the Measure W Local Return Fund to design a standard programmable logic controller program for all stormwater facilities.						
Subtotal Watershed Management Projects						<u>\$ 16,655,918</u>

Mobility - "BEN" Bicycle Enhanced Network, "BLN" Bicycle Lane Network, "PED" Pedestrian Enhanced Districts, "NEN" Neighborhood Enhanced Network, "TEN" Transit Enhanced Network, "VEN" Vehicle Enhanced Network. Category - "1" Health & Safety, "2" Legal Mandate, "3" Resiliency and Sustainability, "4" Operations and Cost Savings, "5" Equitable Community and Economic Sustainability/Social Equity. EI Equity Index (See CTIEP Summary for EI definition). GI Green Investment (+Climate Element). Activity - "PP" preliminary study. "D" design. "C" construction work. "R/W" land or building acquisition. "PC" post-construction.

STREET PROJECTS

The capital improvements listed in this section are funded from the General Fund, the Road Maintenance and Rehabilitation Fund (SB1), the Measure M Local Return Fund, the Measure R Local Return Fund, the Street Damage Restoration Fee Fund, and the Local Transportation Fund.

PROJECT TITLE	MOBILITY*	CATEGORY*	EI*	GI*	ACTIVITY*	2024-25 AMOUNT
1st Street Bridge Over Figueroa Street	BLN,PED	1,3,4	4	-	D	\$ 900,000
Funding is provided by the SB1 Fund to design the replacement of the bridge. The City will apply for grants for construction funding. The full cost of the bridge replacement is estimated between \$15 million and \$25 million.						
2nd Street Tunnel Safety Maintenance and Cleaning	BLN,PED, TEN	1,2,4	4	-	C	\$ 80,000
Funding is provided to maintain various safety mechanisms within the tunnel.						
3rd Street Tunnel Safety Maintenance and Cleaning	PED	1,2,4	4	-	C	\$ 85,000
Funding is provided to maintain various safety mechanisms within the tunnel.						
41st Drive Street Improvement Project	PED,NEN, TEN	1	5	-	C	\$ 1,365,843
Funding is provided by the SB1 Fund to reconstruct deteriorated concrete pavement and improve broken curbs, sidewalks, driveways, and ramps on 41st Drive from Hoover to Figueroa to improve public safety.						
67th St. Street Improvement Project	-	1	5	-	C	\$ 1,670,000
Funding is provided by the SB1 Fund to reconstruct deteriorated concrete pavement and improve broken curbs, sidewalks, driveways, and curb ramps on 67th Street from 8th Avenue to 11th Avenue to improve public safety.						
Active Transportation Program Funding Gaps	BEN,BLN, PED,TEN	1,3	5	✓+	C	\$ 1,096,238
Funding is provided by the Measure M Local Return Fund to cover funding gaps for various Active Transportation projects.						
Affordable Housing Sustainable Communities Grant Front Funding	BEN,BLN, PED,TEN	1	6	✓+	C	\$ --
Front-funding is provided by the Transportation Grant Fund (\$15,000,000) to construct Affordable Housing Sustainable Communities Grant funded projects.						
Arterial Speed Management – Schools	-	1,3,4	5	-	D	\$ 1,245,366
Funding is provided by the Local Transportation Fund for the installation and maintenance of speed humps or other speed reduction solutions to enhance road safety as a traffic calming measure near schools.						
Avalon Blvd. Improvements Segment 1 – 56th Street to Manchester Avenue	BEN,PED	1	7	✓+	C	\$ 2,407,204
Funding is provided by the SB1 Fund to repair damaged street pavement, sidewalk, curbs and gutters, and install bus pads, bus islands, raised bike lanes, new traffic signals, tree planting, and bioswales on Avalon Blvd. between 56th Street and Manchester Avenue						

*Mobility - "BEN" Bicycle Enhanced Network, "BLN" Bicycle Lane Network, "PED" Pedestrian Enhanced Districts, "NEN" Neighborhood Enhanced Network, "TEN" Transit Enhanced Network, "VEN" Vehicle Enhanced Network. See CTIEP Summary for Mobility definition. Category - "1" Health & Safety, "2" Legal Mandate, "3" Resiliency and Sustainability, "4" Operations and Cost Savings, "5" Equitable Community and Economic Sustainability/Social Equity. "EI" Equity Index (See CTIEP Summary for EI definition). "GI" Green Investment (+Climate Element). Activity - "PP" preliminary study. "D" design. "C" construction work. "R/W" land or building acquisition. "PC" post-construction.

STREET PROJECTS (cont.)

PROJECT TITLE	MOBILITY*	CATEGORY*	EI*	GI*	ACTIVITY*	2024-25 AMOUNT
Avon Street (1923) Bulkhead	-	1	5	-	C	\$ 646,000
Funding is provided by the SB1 Fund to install a new debris wall. This project will provide lateral support to the roadway and ensure public safety.						
Bedel Street (4651) Slope Mitigation	-	1	3	-	D	\$ 250,000
Funding for this project is shifted from the Proposition C Anti-Gridlock Transit Improvement Fund to the SB1 Fund. This project will install a debris wall to provide lateral support to the roadway and ensure public safety. This will reduce the appropriation to zero in the Proposition C Anti-Gridlock Transit Improvement Fund.						
Bridge Repair and Maintenance Program	-	1,3,4	2	-	D/C	\$ 1,500,000
Funding is provided by the Measure R Local Return Fund to make minor structural repairs and provide preventative maintenance to City bridges to provide for public safety.						
Broadway Our Way	BEN,PED, TEN	1,3,5	10	✓+	D	\$ 2,000,000
Funding is provided by the SB1 Fund to design street, pedestrian, and bicycle improvements on South Broadway between 98th Street and 104th Street. This will ensure safer travel for all modes of travel.						
Broadway South: A One Infrastructure Project	BLN,PED, TEN	1,3,5	10	✓	D	\$ 2,500,000
Funding is provided by the SB1 Fund to transform West Manchester Avenue and South Broadway into corridors that are safer for all modes of travel and incorporate sustainable components.						
Bushwick Street Between Estara Avenue and Avenue 36	-	1,3,4	2	-	D/C	\$ 1,475,990
Funding is provided by the SB1 Fund to repair the roadway, sidewalk, curb ramps, and gutters on Bushwick Street between Estara Avenue and Avenue 36 to ensure public safety.						
Cass Avenue (23080) Retaining Curb	-	1,3,5	3	-	D	\$ 900,000
Funding is provided by the SB1 Fund to construct a concrete retaining curb to restore lateral support to the roadway and ensure public safety.						
Cimarron Street East Alley Reconstruction	-	1	3	-	D	\$ 274,147
Funding for this project is shifted from the General Fund to the Measure M Local Return Fund. The project will reconstruct the existing east alley along Cimarron Street, between 48th Street and Vernon Avenue. This will reduce the appropriation to zero in the General Fund.						
Contingency	-	1	-	-	C	\$ 1,000,000
Funding is provide by the Measure M Local Return Fund (\$800,000) and General Fund (\$200,000) for unanticipated shortfalls and other capital needs during the fiscal year.						

*Mobility - "BEN" Bicycle Enhanced Network, "BLN" Bicycle Lane Network, "PED" Pedestrian Enhanced Districts, "NEN" Neighborhood Enhanced Network, "TEN" Transit Enhanced Network, "VEN" Vehicle Enhanced Network. See CTIEP Summary for Mobility definition. Category - "1" Health & Safety, "2" Legal Mandate, "3" Resiliency and Sustainability, "4" Operations and Cost Savings, "5" Equitable Community and Economic Sustainability/Social Equity. EI Equity Index (See CTIEP Summary for EI definition). GI Green Investment (+Climate Element). Activity - "PP" preliminary study. "D" design. "C" construction work. "R/W" land or building acquisition. "PC" post-construction.

STREET PROJECTS (cont.)

PROJECT TITLE	MOBILITY*	CATEGORY*	EI*	GI*	ACTIVITY*	2024-25 AMOUNT
Council District 3 Pedestrian Bridge and Tunnel Improvements	-	1	7	✓	C	\$ 800,000
Funding is provided for accessibility improvements and lighting upgrades at 19 existing pedestrian bridges and tunnels in Council District 3.						
Crescent Drive (9192) Bulkhead	-	1	3	-	C	\$ 510,000
Funding is provided by the SB1 Fund to construct a concrete retaining curb and reconstruct the roadway to restore lateral support to the roadway.						
Dell Avenue Bridge Replacements over Venice Canals	BEN,NEN, TEN	1,3,4	6	-	C	\$ 300,000
Funding is provided by the SB1 Fund to replace four deteriorating bridges along Dell Avenue over the Venice canals.						
Enchanted Way (711) Bulkhead	-	1	3	-	C	\$ 1,245,000
Funding is provided by the SB1 Fund for the installation of a new steel pile and concrete lagging bulkhead to restore roadway access and ensure public safety.						
Erosion Control for Hillside Damage	-	1	3	-	C	\$ 200,000
Funding is provided to address emergency repair projects due to soil erosion.						
Flashing Beacons or Traffic Control Devices at Uncontrolled Crosswalks - Batch 1	-	1	5	✓	C	\$ 7,500,000
Funding is provided by the Measure M Local Return Fund for construction of traffic control devices at 25 uncontrolled crosswalks.						
Gage Avenue Public Safety Median Island Improvements – Phase 2	NEN,TEN	1,5	4	-	D	\$ 1,715,000
Funding is provided by the SB1 Fund for safety improvements on Gage Avenue. The project will construct new street medians with landscaping, sidewalks, and curb ramps at intersecting streets.						
Glendale Clinton Staircase	-	1,4,5	3	-	D	\$ 380,000
Funding for this project is shifted from the General Fund to the Measure M Local Return Fund. This project will repair the stairway that provides pedestrian access between Glendale Blvd. and Clinton Street to ensure pedestrian safety. This will reduce the appropriation to zero in the General Fund.						
Gould Avenue (8294) Bulkhead	-	1,3,4	3	-	C	\$ 667,000
Funding is provided by the SB1 Fund for the installation of a new steel pile and concrete lagging bulkhead to restore roadway access and ensure public safety.						

*Mobility - "BEN" Bicycle Enhanced Network, "BLN" Bicycle Lane Network, "PED" Pedestrian Enhanced Districts, "NEN" Neighborhood Enhanced Network, "TEN" Transit Enhanced Network, "VEN" Vehicle Enhanced Network. See CTIEP Summary for Mobility definition. Category - "1" Health & Safety, "2" Legal Mandate, "3" Resiliency and Sustainability, "4" Operations and Cost Savings, "5" Equitable Community and Economic Sustainability/Social Equity. EI Equity Index (See CTIEP Summary for EI definition). GI Green Investment (+Climate Element). Activity - "PP" preliminary study. "D" design. "C" construction work. "R/W" land or building acquisition. "PC" post-construction.

STREET PROJECTS (cont.)

PROJECT TITLE	MOBILITY*	CATEGORY*	EI*	GI*	ACTIVITY*	2024-25 AMOUNT
Great Streets Los Angeles – Moving Beauty Pathway	BEN,PED, TEN	1	7	-	C	\$ 282,000
Funding for this project is shifted from the General Fund to the Measure R Local Return Fund. This project will construct decorative crosswalks and other pedestrian improvements on San Fernando Road to ensure pedestrian safety. This will reduce the appropriation to zero in the General Fund.						
Highway Safety Improvement Program Cycle 7 Crenshaw Blvd Improvements – Florence Avenue and 79th Street	BEN,PED	1	10	✓	C	\$ 2,825,515
Funding is provided by the SB1 Fund to construct curb extensions and center median islands at selected locations between Florence and 78th Street. Improvements include new medians with street trees, new rapid flashing beacons, new curb extensions, and signal changes to provide pedestrian safety.						
Highway Safety Improvement Program Cycle 8 – Left Turn Signal Modification	BEN,BLN, PED,NEN, TEN	1	3	✓	C	\$ 2,000,000
Funding is provided by the SB1 Fund to modify traffic signals to include protected phasing operations, upgrade signal indication sizes, and to install or upgrade curb ramps to increase public safety.						
Kinney Street Improvements Project	-	1,4	2	-	C	\$ 5,253,586
Funding is provided by the SB1 Fund to restore safe passage for vehicles by widening the street to a uniform 20-foot wide street section with curb and gutter, improving the turning radius, reconstructing the pavement, adding catch basins, and improving the drainage system. This will prevent vehicles from turning over while using the roadway.						
LA 2028 Olympic and Paralympic Games Projects Implementation Support Services	-	1,4	5	-	PP	\$ 500,000
Funding is provided by the SB1 Fund for a consultant to design street multimodal improvements surrounding four of the proposed sports parks to ensure the safety of the public for the LA 2028 Olympic and Paralympic Games.						
LADOT Access Ramp Design for Traffic Signals at Uncontrolled Crosswalks	-	1,3,5	5	-	C	\$ 1,500,000
Funding is provided by the Measure M Local Return Fund for the design of access ramps to support traffic signals modifications and the installation of new traffic control devices at marked uncontrolled crosswalks.						
Los Angeles Neighborhood Initiative - Westlake Transit Improvement Project	BEN,TEN	3,5	9	✓	D/C	\$ 471,000
Funding is provided by the SB1 Fund to reconstruct the sidewalk, install security lighting, seven street trees, and medallions at four locations on Seventh Street to increase public safety.						
Low Flow Fish Habitat Reach 8A Pilot Project	1,3,5	1	7	✓	C	\$ 100,000
Funding is provided to pilot the first modification of the Los Angeles River concrete flood channel to promote the passage of fish and provide a corresponding ecological benefit.						

*Mobility - "BEN" Bicycle Enhanced Network, "BLN" Bicycle Lane Network, "PED" Pedestrian Enhanced Districts, "NEN" Neighborhood Enhanced Network, "TEN" Transit Enhanced Network, "VEN" Vehicle Enhanced Network. See CTIEP Summary for Mobility definition. Category - "1" Health & Safety, "2" Legal Mandate, "3" Resiliency and Sustainability, "4" Operations and Cost Savings, "5" Equitable Community and Economic Sustainability/Social Equity. EI Equity Index (See CTIEP Summary for EI definition). GI Green Investment (+Climate Element). Activity - "PP" preliminary study. "D" design. "C" construction work. "R/W" land or building acquisition. "PC" post-construction.

STREET PROJECTS (cont.)

PROJECT TITLE	MOBILITY*	CATEGORY*	EI*	GI*	ACTIVITY*	2024-25 AMOUNT
Maclay Street Configuration Project	NEN	1,4	4	-	D/C	\$ 666,022
Funding is provided by the SB1 Fund to increase public safety through pavement repair; construction of the sidewalk, curb and gutter, retaining wall, and curb ramps; and street light pole relocation and replacement.						
Maya Corridor Project	PED,NEN	3,5	10	✓	D/C	\$ 3,400,000
Funding is provided by the SB1 Fund to increase public safety by installing two Maya-inspired gateway arch monuments, custom crosswalks and scrambles, decorative sidewalk paving, bus safety lights, tree planting, curb ramps, and wayfinding signage.						
Mid-City Low Stress Bicycle Enhancement Corridors	BEN,BLN, PED,TEN	1	3	✓+	D	\$ 1,810,500
Funding is provided by SB1 Fund to install a 4.5 mile Class III bike route, new traffic signals, signal modifications, landscape traffic circle, landscape traffic diverter, concrete curb extensions, and curb ramps to ensure public safety.						
Mount Washington Drive (581) Bulkhead	-	1	5	-	D/C	\$ 1,331,000
Funding is provided by the SB1 Fund for the installation of a new steel pile and concrete lagging bulkhead to repair a washout to restore the roadway and ensure public safety.						
Mount Washington Drive (805) Bulkhead	-	2,5	4	-	D/C	\$ 537,000
Funding is provided by the SB1 Fund for the installation of a new steel pile and concrete lagging bulkhead to repair a washout to restore the roadway and ensure public safety.						
Mulholland Drive (8908) Bulkhead	NEN	1,3,5	3	-	C	\$ 734,000
Funding is provided by the SB1 Fund for the installation of a new steel pile and concrete lagging bulkhead to restore lateral support to the roadway and ensure public safety.						
Nash Drive (8529-8569) Bulkhead	-	1,3,5	3	-	C	\$ 463,000
Funding is provided by the SB1 Fund for the installation of a new steel pile and concrete lagging bulkhead and re-compact an existing dirt roadway to repair an erosion gully.						
North Atwater Multimodal Bridge over Los Angeles River	-	1	8	-	C	\$ 693,313
Funding is provided by Measure M Local Return Fund to construct a new 320-foot long cable-stayed bridge to carry pedestrian, bicycle, and equestrian traffic.						
North Outfall Sewer – 35 Transportation Project	-	1	8	-	C	\$ 400,000
Funding is provided by the SB1 Fund to support crosswalk-related scope augmentation for the North Outfall Sewer – 35 Transportation Project to provide for pedestrian safety.						

*Mobility - "BEN" Bicycle Enhanced Network, "BLN" Bicycle Lane Network, "PED" Pedestrian Enhanced Districts, "NEN" Neighborhood Enhanced Network, "TEN" Transit Enhanced Network, "VEN" Vehicle Enhanced Network. See CTIEP Summary for Mobility definition. Category - "1" Health & Safety, "2" Legal Mandate, "3" Resiliency and Sustainability, "4" Operations and Cost Savings, "5" Equitable Community and Economic Sustainability/Social Equity. EI Equity Index (See CTIEP Summary for EI definition). GI Green Investment (+Climate Element). Activity - "PP" preliminary study. "D" design. "C" construction work. "R/W" land or building acquisition. "PC" post-construction.

STREET PROJECTS (cont.)

PROJECT TITLE	MOBILITY*	CATEGORY*	EI*	GI*	ACTIVITY*	2024-25 AMOUNT
Pavement Preservation Program Access Ramps Backlog	-	1	8	-	C	\$ 5,000,000
Funding is provided by the Street Damage Restoration Fund to construct access ramps for streets reconstructed by the Pavement Preservation Program in prior years.						
Pheasant Drive Closure	-	1	6	-	PP/DC	\$ 2,789,000
Funding is provided by the SB1 Fund (\$489,000) and the General Fund (\$2,300,000) to close the collapsing roadway, purchase one residential property, and to manage the flow of water from the roadway at the top of the slope to increase public safety.						
Quail Drive (495) Bulkhead	-	1,3	8	-	C	\$ 949,000
Funding is provided by the SB1 Fund for the installation of a new steel pile and concrete lagging bulkhead to restore access to the roadway and ensure public safety.						
Re-Imagine Ventura Phase 2: Greening the Boulevard	BLN	3	3	✓	C	\$ 600,000
Funding is provided by the Measure M Local Return Fund to provide pedestrian improvements including shade trees, street furniture, curb extensions, sidewalks, and access ramps on Ventura Blvd.						
Reserve for Capital Projects	-	1	-	-	D/C	\$ 37,251,164
Funding is reserved in the SB1 Fund (\$27,258,050), Measure M Local Return Fund (\$125,508), Street Damage Restoration Fund (\$4,861,458), and Measure R Local Return Fund (\$5,006,148) for capital projects.						
Safety Related Drainage Projects	-	1	-	-	C	\$ 525,000
Funding is provided by the Measure R Local Return Fund to ensure public safety by correcting drainage problems in City streets caused by aged and worn gutters, cross-gutters, and curbs. The scope of work can include slope erosion repair, street reconstruction, installation of berms or concrete curb, pavement repair, and any related work.						
Safety Railing near 1780 Rotary Drive	-	1	3	-	C	\$ 75,000
Funding for this project is shifted from the General Fund to the SB1 Fund. This project will install a handrail onto the curbing wall along the existing stairs for public safety. This will reduce the appropriation to zero in the General Fund.						
San Fernando Road Bridge over Tujunga Wash Replacement Project	BEN,TEN	1	5	✓	D/C	\$ 1,500,000
Funding is provided by the SB1 Fund to replace the deteriorating San Fernando Road Bridge over Tujunga Wash.						
San Marco Drive (2433) Bulkhead	-	1	3	-	D/C	\$ 347,000
Funding is provided by the SB1 Fund for the installation of a new steel pile and concrete lagging bulkhead to repair a washout to restore the roadway and ensure public safety.						

***Mobility** - "BEN" Bicycle Enhanced Network, "BLN" Bicycle Lane Network, "PED" Pedestrian Enhanced Districts, "NEN" Neighborhood Enhanced Network, "TEN" Transit Enhanced Network, "VEN" Vehicle Enhanced Network. See CTIEP Summary for Mobility definition. **Category** - "1" Health & Safety, "2" Legal Mandate, "3" Resiliency and Sustainability, "4" Operations and Cost Savings, "5" Equitable Community and Economic Sustainability/Social Equity. **EI** Equity Index (See CTIEP Summary for EI definition). **GI** Green Investment (+Climate Element). **Activity** - "PP" preliminary study. "D" design. "C" construction work. "R/W" land or building acquisition. "PC" post-construction.

STREET PROJECTS (cont.)

PROJECT TITLE	MOBILITY*	CATEGORY*	EI*	GI*	ACTIVITY*	2024-25 AMOUNT
Sepulveda Blvd. (LAX) Tunnel Safety Maintenance and Cleaning	BEN,TEN	2,5	5	-	C	\$ 354,000
Funding is provided by the SB1 Fund for maintenance of all safety equipment in the tunnel. The scope of the maintenance and cleaning work includes fire detection system, switch gear, dewatering pumps, carbon monoxide sensors, supervisory control and data acquisition (SCADA) system, and air conditioning. This is critical to ensure the safety of traffic on Sepulveda Blvd.						
Sepulveda Blvd Tunnel Uninterrupted Power Supply Replacement	-	1,5	3	-	C	\$ 100,000
Funding is provided by the SB1 Fund for the replacement of the Uninterrupted Power Supply unit in both the South and North Ventilation buildings of the Sepulveda Blvd Tunnel. This is critical to ensure the safety of traffic on Sepulveda Blvd.						
Sepulveda Blvd Tunnel Ventilation Fan Bearing Replacement	-	2,5	3	-	D/C	\$ 250,000
Funding is provided by the SB1 Fund to replace the bearings of the fans for the ventilation system of the Sepulveda Blvd tunnel. This is critical to ensure the safety of traffic on Sepulveda Blvd.						
Seventh Street Streetscape	TEN	1	5	-	C	\$ 500,000
Funding is provided by the SB1 Fund for pedestrian safety improvements, including the installation of curb extensions, sidewalk widening, and crosswalk enhancements.						
Sherman Way Tunnel Safety Maintenance and Cleaning	-	1,2,4	3	-	C	\$ 140,000
Funding is provided for maintenance of all safety equipment in the tunnel. The scope of maintenance and cleaning includes service to the SCADA system, dewatering pumps, fire extinguishers, and air-conditioning system. This is critical to ensure the safety of traffic on Sherman Way.						
Sherman Way Tunnel Ventilation Fan Bearing Replacement	-	1,2,4	3	-	C	\$ 150,000
Funding is provided by the SB1 Fund to replace the bearings of the fans for the ventilation system of the Sherman Way tunnel. This is critical to ensure the safety of traffic on Sherman Way.						
Speed Table at 5600 Block - Aldama Street	-	1	5	-	C	\$ 200,000
Funding for this project is shifted from the Proposition C Anti-Gridlock Transit Improvement Fund to the SB1 Fund. This project will install a speed table at the 5600 Block of Aldama Street to enhance public safety. This will reduce the appropriation to zero in the Proposition C Anti-Gridlock Transit Improvement Fund.						
Standard Specification For Public Works Construction	-	1,2,4	3	-	PP	\$ 250,000
Funding for this project is shifted from the Gas Tax Improvement Fund to the SB1 Fund. This project will develop specifications for Public Works Construction. This will reduce the appropriation to zero in the Gas Tax Improvement Fund.						

***Mobility** - "BEN" Bicycle Enhanced Network, "BLN" Bicycle Lane Network, "PED" Pedestrian Enhanced Districts, "NEN" Neighborhood Enhanced Network, "TEN" Transit Enhanced Network, "VEN" Vehicle Enhanced Network. See CTIEP Summary for Mobility definition. **Category** - "1" Health & Safety, "2" Legal Mandate, "3" Resiliency and Sustainability, "4" Operations and Cost Savings, "5" Equitable Community and Economic Sustainability/Social Equity. **EI** Equity Index (See CTIEP Summary for EI definition). **GI** Green Investment (+Climate Element). **Activity** - "PP" preliminary study. "D" design. "C" construction work. "R/W" land or building acquisition. "PC" post-construction.

STREET PROJECTS (cont.)

PROJECT TITLE	MOBILITY*	CATEGORY*	EI*	GI*	ACTIVITY*	2024-25 AMOUNT
Sunnydip Trail (7200) Bulkhead	-	1,2,4	3	-	C	\$ 1,047,000
Funding is provided by the SB1 Fund for the removal a failing timber retaining wall, for the installation of a new steel pile and concrete lagging bulkhead, and repair of the existing storm drain located within the bulkhead.						
Sunnynook Pedestrian Bridge	BEN,BLN	1,3,5	7	✓+	C	\$ 400,000
Funding for this project is shifted from the General Fund to the Measure M Local Return Fund. This project will repair the bridge due to deterioration. This will reduce the appropriation to zero in the General Fund.						
Sunnynook Pedestrian Bridge Repairs	BEN,BLN	1,3,5	7	✓+	C	\$ 500,000
Funding is provided by the SB1 Fund to repair the bridge due to deterioration.						
Sunswept Drive (3615) Bulkhead	-	1,4	3	-	D/C	\$ 629,000
Funding is provided by the SB1 Fund for the installation of a new steel pile and concrete lagging bulkhead to restore lateral support to the roadway.						
Tuxedo Terrace (5761) Bulkhead	-	1,3,5	3	-	D	\$ 449,000
Funding is provided by the SB1 Fund to remove a failing retaining wall and replace it with a new steel pile and concrete lagging bulkhead to ensure public safety.						
Via De Las Olas at Friends Street Road Stabilization	-	1,3	3	-	C	\$ 500,000
Funding is provided by the SB1 Fund to install deep soil cement mixed piles to provide lateral support for the roadway.						
West Jefferson Blvd. (4521) – Bus Pad and Street Improvements	BLN	1	3	-	C	\$ 124,447
Funding for this project is shifted from the Gas Tax Improvement Fund to the SB1 Fund. This safety project will remove and replace a settled bus pad in front of 4521 West Jefferson Blvd. and to reconstruct damaged curb, sidewalk, and curb ramps along West Jefferson Boulevard between Farmdale Avenue and Chesapeake Avenue. This will reduce the appropriation to zero in the Gas Tax Improvement Fund.						
Western Avenue and Los Feliz Blvd. Site Improvements	NEN	1	3	-	C	\$ 180,000
Funding is provided by the SB1 Fund to improve roadway safety by increasing the barriers and raised median along Western Avenue and Los Feliz Blvd.						
Whittier Boulevard (2735) Bulkhead	BEN,PED, TEN	1	7	-	C	\$ 358,000
Funding is provided by the SB1 Fund for the installation of a new bulkhead to connect two existing retaining walls. This project will restore lateral support to the roadway and ensure public safety.						

*Mobility - "BEN" Bicycle Enhanced Network, "BLN" Bicycle Lane Network, "PED" Pedestrian Enhanced Districts, "NEN" Neighborhood Enhanced Network, "TEN" Transit Enhanced Network, "VEN" Vehicle Enhanced Network. See CTIEP Summary for Mobility definition. Category - "1" Health & Safety, "2" Legal Mandate, "3" Resiliency and Sustainability, "4" Operations and Cost Savings, "5" Equitable Community and Economic Sustainability/Social Equity. EI Equity Index (See CTIEP Summary for EI definition). GI Green Investment (+Climate Element). Activity - "PP" preliminary study. "D" design. "C" construction work. "R/W" land or building acquisition. "PC" post-construction.

STREET PROJECTS (cont.)

PROJECT TITLE	MOBILITY*	CATEGORY*	EI*	GI*	ACTIVITY*	2024-25 AMOUNT
Wilcox (1718 N) Settlement Repair	-	1,3	5	-	D	\$ 70,000
Funding for this project is shifted from the Gas Tax Improvement Fund to the SB1 Fund. This project will reconstruct an approximately 100-foot long damaged concrete roadway, sidewalk pavement, and curb and gutter to ensure public safety. This will reduce the appropriation to zero in the Gas Tax Improvement Fund.						
Wilcox (1718 N) Settlement Repair	-	1,3	5	-	D	\$ 85,000
Funding is provided by the SB1 Fund to reconstruct an approximately 100-foot long damaged concrete roadway, sidewalk pavement, and curb and gutter to ensure public safety.						
Willits Settlement Sidewalk Repair Program - Access Request Package 72 and 73	-	1,4,5	7	-	C	\$ 402,387
Funding is provided by the SB1 Fund to address accessible sidewalk route requests and ensure safety by properly separating pedestrians and vehicles.						
Subtotal Street Projects						<u>\$111,404,722</u>

*Mobility - "BEN" Bicycle Enhanced Network, "BLN" Bicycle Lane Network, "PED" Pedestrian Enhanced Districts, "NEN" Neighborhood Enhanced Network, "TEN" Transit Enhanced Network, "VEN" Vehicle Enhanced Network. See CTIEP Summary for Mobility definition. Category - "1" Health & Safety, "2" Legal Mandate, "3" Resiliency and Sustainability, "4" Operations and Cost Savings, "5" Equitable Community and Economic Sustainability/Social Equity. EI Equity Index (See CTIEP Summary for EI definition). GI Green Investment (+Climate Element). Activity - "PP" preliminary study. "D" design. "C" construction work. "R/W" land or building acquisition. "PC" post-construction.

STREET LIGHTING PROJECTS

The capital improvements listed in this section are funded from the General Fund, the SB1 Fund, and the Measure M Local Return Fund.

PROJECT TITLE	MOBILITY*	CATEGORY*	EI*	GI*	ACTIVITY*	2024-25 AMOUNT
Architectural Lighting Maintenance	-	1,3	3	-	C	\$ 50,000
Funding is provided for the repair or replacement of architectural lighting for bridges, statues, trees, walls, underpasses, and medians.						
Architectural Lighting Maintenance	-	1,3	3	-	C	\$ 50,000
Funding for this project is shifted from the General Fund to the SB1 Fund. This project will repair or replace architectural lighting for bridges, statues, trees, walls, underpasses, and medians. This will reduce the appropriation to zero in the General Fund.						
Bikeway General Benefit Maintenance	-	1,3	3	-	C	\$ 150,000
Funding for this project is shifted from the General Fund to the Measure M Local Return Fund. This project will provide for maintenance of bikeway lighting, including replacement of copper wire due to theft. This will reduce the appropriation to zero in the General Fund.						
Bikeway General Maintenance	-	1,3	3	-	C	\$ 150,000
Funding for this project is shifted from the General Fund to the Measure M Local Return Fund. This project will provide for maintenance of bikeway lighting, including replacement of copper wire due to theft. This will reduce the appropriation to zero in the General Fund.						
Bridge and Tunnel Lighting Maintenance	-	1,3	3	-	C	\$ 100,000
Funding for this project is shifted from the General Fund to the SB1 Fund. This project will maintain bridge and tunnel lighting within the City. This will reduce the appropriation to zero in the General Fund.						
LED Street Light Retrofit Program	-	1,3,4	6	✓+	C	\$ 1,000,000
Funding is provided by the SB1 Fund for the replacement of existing light-emitting diode street lights that are degrading with new increased energy efficient/performance street lights throughout the City. This will ensure pedestrian and vehicular safety. This project will also reduce greenhouse gas emissions through a reduced demand for power generation and is estimated to reduce 13,067 metric tons of carbon dioxide equivalent over 10 years.						
Security Lighting Unit 23		1,3	8	-	C	\$ 495,000
Funding is provided by the SB1 Fund for the installation of modern pedestrian lighting systems at select bus stop locations to meet lighting standards for pedestrian traffic to improve safety.						
Solar Lighting	-	1,3	3	✓+	C	\$ 1,600,000
Funding is provided by the SB1 Fund for the installation of solar lighting units in areas of repeated wire and power theft. This project would reduce greenhouse gas emissions reduction by reducing the demand for power generation and is estimated to reduce 20,633 metric tons of carbon dioxide equivalent over 10 years.						

*Mobility - "BEN" Bicycle Enhanced Network, "BLN" Bicycle Lane Network, "PED" Pedestrian Enhanced Districts, "NEN" Neighborhood Enhanced Network, "TEN" Transit Enhanced Network, "VEN" Vehicle Enhanced Network. See CTIEP Summary for Mobility definition. Category - "1" Health & Safety, "2" Legal Mandate, "3" Resiliency and Sustainability, "4" Operations and Cost Savings, "5" Equitable Community and Economic Sustainability/Social Equity. EI Equity Index (See CTIEP Summary for EI definition). GI Green Investment (+Climate Element). Activity - "PP" preliminary study. "D" design. "C" construction work. "R/W" land or building acquisition. "PC" post-construction.

STREET LIGHTING PROJECTS (cont.)

PROJECT TITLE	MOBILITY*	CATEGORY*	EI*	GI*	ACTIVITY*	2024-25 AMOUNT
Street Lighting Improvements on DOT New and Modified Signals	-	3	5	-	C	\$ 125,000
Funding is provided by the Measure M Local Return Fund to install new street lighting to intersections in conjunction with new signal modification projects.						
Superbloom Street Lighting Pole Implementation Unit 1	-	1	-	-	C	\$ 95,000
Funding for this project is shifted from the General Fund to the SB1 Fund. This project will provide for design, prototypes, and inspection services for new smart streetlight poles to concurrently provide for traffic safety and provide multiple benefits such as shade, traffic sensors, internet, electric vehicle charging, wayfinding, banners, and air pollution monitoring. This will reduce the appropriation to zero in the General Fund.						
Vision Zero Mid-Block Crosswalk Illumination Improvement Plan	-	1	8	-	C	\$ 700,000
Funding is provided by the Measure M Local Return Fund for a new mid-block crosswalk illumination improvement plan within Vision Zero to provide the necessary lighting levels for the safety of pedestrians, bicycles, and vehicles.						
Subtotal Street Lighting Projects						<u>\$ 4,515,000</u>

*Mobility - "BEN" Bicycle Enhanced Network, "BLN" Bicycle Lane Network, "PED" Pedestrian Enhanced Districts, "NEN" Neighborhood Enhanced Network, "TEN" Transit Enhanced Network, "VEN" Vehicle Enhanced Network. See CTIEP Summary for Mobility definition. Category - "1" Health & Safety, "2" Legal Mandate, "3" Resiliency and Sustainability, "4" Operations and Cost Savings, "5" Equitable Community and Economic Sustainability/Social Equity. EI Equity Index (See CTIEP Summary for EI definition). GI Green Investment (+Climate Element). Activity - "PP" preliminary study. "D" design. "C" construction work. "R/W" land or building acquisition. "PC" post-construction.

CAPITAL AND TECHNOLOGY IMPROVEMENT EXPENDITURE PROGRAM

BASIS FOR THE PROPOSED BUDGET

TECHNOLOGY

The 2024-25 Proposed Budget for the Capital and Technology Improvement Expenditure Program (CTIEP) relates to the current year funding as follows:

	General Fund	Special Funds	Total Budget	MICLA	Total Program
2023-24 Adopted Budget	\$ 12,300,000	\$ 5,030,000	\$ 17,330,000	\$ --	\$ 17,330,000
2024-25 Proposed Budget	11,030,000	5,331,000	16,361,000	--	16,361,000
Change from 2023-24 Budget	(1,270,000)	301,000	(969,000)	--	(969,000)
Percent Change	(10.3%)	6.0%	(5.6%)	0.0%	(5.6%)

The City's Financial Policies include technology infrastructure as a component of the City's Capital and Technology Improvement Policy. Technology projects are budgeted within the individual department that administers the project and are summarized herein.

To be included within the Technology CTIEP a technology project must represent a significant investment in technology infrastructure, including major technology systems. Physical technology projects such as the replacement or installation of radio towers, network equipment, and fiber optic infrastructure are included in the Technology CTIEP. Technology CTIEP projects can also include the upgrade, replacement, or new implementation of systems, for which significant investments are in software or cloud-hosted applications that do not always have a physical component. Typically, a technology project must have a total estimated cost of \$1 million to be included in the Technology CTIEP unless the project is determined to have a significant Citywide impact. Expenditures for routine maintenance and the replacement of personal computer equipment are not eligible for inclusion in the Technology CTIEP.

Significant technology projects budgeted in the 2024-25 CTIEP include:

- Funding of \$500,000 for implementation of enhanced cybersecurity measures as part of a Zero Trust Proactive Cybersecurity System;
- Funding of \$2.75 million for the development of the Department of Public Works, Bureau of Street Services Enterprise Asset Management System; and,
- Funding of \$1.5 million for the development of a new Revenue Management System for the Housing Department.

All items are funded by the General Fund unless otherwise noted in the descriptions on the following pages.

CTIEP – Technology

	2024-25 Proposed Budget
TECHNOLOGY CTIEP PROJECTS	
General City Purposes – Open Data and Digital Services	\$ 1,250,000
Deployment, creation, or maintenance of open data platforms and digital services that enable efficiencies, openness, and participation.	
Housing – Contractors and Fixed Priced Technology Projects	2,331,000
Contracted programming services to provide continual support and enhancement for various businesses systems. Funding is provided by the Code Enforcement Fund and Rent Stabilization Trust Fund.	
Housing – Revenue Management System	1,500,000
Development of a new Revenue Management System for the Housing Department. Funding is provided by the Code Enforcement Fund, Municipal Housing Finance Fund, and Rent Stabilization Trust Fund.	
Information Technology Agency (ITA) – Critical Public Safety Radio Infrastructure Replacement	750,000
Infrastructure upgrades at various remote mountaintop microwave, radio, and network sites that support public safety radio communications for the Los Angeles Police Department and Los Angeles Fire Department, including 9-1-1 dispatch.	
ITA – Human Resources and Payroll Project	2,900,000
The Human Resources and Payroll Project will replace the Citywide PaySR system in June 2024 and funding will provide additional training and support for City staff through June 2025.	
ITA – MyLA311 Modernization	1,880,000
Replatform of the MyLA311 system to a modern cloud-based system.	
ITA – Network Outage Prevention	1,000,000
Replacement of obsolete network routers and switches that are part of the network infrastructure that provides internet access and supports the operations of various City departments.	
ITA – Zero Trust Proactive Cybersecurity System	500,000
Implementation of enhanced cybersecurity measures as part of a Zero Trust Proactive Cybersecurity System.	
Public Works: Bureau of Street Lighting – Smart City and Street Lighting Technologies Initiatives	1,500,000
Funding for the purchase, testing, and pilot programs of Smart City products to develop a Street Lighting Smart City Plan. Funding is provided by the Street Lighting Maintenance Assessment Fund.	
Public Works: Bureau of Street Services – Asset Management and Advanced Planning	2,750,000
Fourth year of development of the Enterprise Asset Management System which is the central hub of all the asset data along with business intelligence tools to be used in the planning, prioritization, management, and execution of street operations and projects.	
TOTAL TECHNOLOGY	<u>\$16,361,000</u>
CAPITAL AND TECHNOLOGY IMPROVEMENT EXPENDITURE PROGRAM	

EMERGENCY OPERATIONS FUND

BASIS FOR THE PROPOSED BUDGET

The 2024-25 Proposed Budget for the Emergency Operations Fund (EOF) relates to the current year funding as follows:

	Amount	% Change
2023-24 Adopted Budget	\$ 447,171	
2024-25 Proposed Budget	\$ 452,192	
Change from 2023-24 Budget	\$ 5,021	1.1%

The 2024-25 Proposed EOF Budget provides funding for annual fees for software licenses, data subscriptions, phone services, equipment items and upgrades, and printing costs for emergency preparedness and response activities. This budget provides specific resources to assist the member departments of the Emergency Operations Organization to prepare for, respond to, mitigate, and recover from local emergencies such as terrorist attacks, earthquakes, fires, and other disasters. Funds in the EOF are expended by the General Manager of the Emergency Management Department, subject to the approval of the Chief of Police, who acts as the Chairperson of the Emergency Operations Board.

Appropriations	2023-24 Adopted Budget	2024-25 Proposed Budget
Printing and Binding – Includes funding for publication of print materials for community events and Emergency Operations Center (EOC) activations.	\$ 7,000	\$ 7,000
Contractual Services – Includes funding for annual fees for software licenses, data subscriptions, and multi-factor authentication services.	545,679	562,823
Office and Administrative – Includes funding for EOC software upgrades, facility upgrades, and annual fees for ArcGIS software and satellite phone services.	86,992	52,369
Reduction in Total Appropriation – Prior year savings are used to reduce total General Fund appropriations for the EOF.	(192,500)	(170,000)
TOTAL APPROPRIATIONS	\$ 447,171	\$ 452,192

THIS PAGE INTENTIONALLY LEFT BLANK

ETHICS COMMISSION

PUBLIC MATCHING CAMPAIGN FUNDS TRUST FUND

BASIS FOR THE PROPOSED BUDGET

The 2024-25 Proposed Budget for the Public Matching Campaign Funds Trust Fund (the Trust Fund) relates to current year funding as follows:

	Amount	% Change
2023-24 Adopted Budget	\$ 4,036,552	
2024-25 Proposed Budget	\$ 4,075,427	
Change from 2023-24 Budget	\$ 38,875	1.0%

Charter section 471(c)(1) requires an annual General Fund appropriation to the Trust Fund equal to the current value of \$2 million in 1991 dollars. The current value is determined using the Consumer Price Index (CPI) for all consumer items other than housing for the metropolitan statistical area of Los Angeles-Long Beach-Anaheim, CA. The annual appropriation must be adjusted each year to reflect changes in the CPI since 1991. The required appropriation amount for 2024-25 is \$4,075,427.

Charter section 471(c)(1) provides that the City Council, by two-thirds vote, may reduce or withhold the Trust Fund's annual appropriation if all of the following occur: (1) the City Council declares a fiscal emergency by resolution for that fiscal year; (2) the Trust Fund balance is at least \$8 million in 1991 dollars adjusted for CPI; and (3) the City Council has considered the Ethics Commission's analysis on projected costs and public funding needs for the next four years. For 2024-25, \$8 million in 1991 dollars adjusted for CPI is \$16,301,709.

Charter section 471(c)(2) provides that City Council, by two-thirds vote, may temporarily transfer money from the Trust Fund to meet other obligations if all of the following occur: (1) the City Council declares a fiscal emergency by resolution for that fiscal year; (2) the City Council has considered the Ethics Commission's analysis on projected costs and public funding needs for the next four years; and (3) the transferred funds are limited to funds that exceed a minimum balance of \$8 million in 1991 dollars adjusted for CPI. The transferred funds must be reimbursed to the Trust Fund upon the earlier of the date the Ethics Commission determines that the funds are needed or the end of the next fiscal year.

The Ethics Commission projects total payouts of \$7.39 million in 2023-24 and 2024-25 for the regular 2024 primary and general elections, which will include seven even-numbered City Council seats. One of the races will be for an open seat. The Trust Fund balance is expected to be approximately \$17.4 million on June 30, 2024.

The City Council has not declared a fiscal emergency by resolution for 2024-25; therefore, the required appropriation for the Public Matching Campaign Funds Trust Fund for 2024-25 is \$4,075,427.

2024-25 Minimum Fund Balance required to reduce or withhold annual appropriation:	\$16,301,709
Estimated balance on June 30, 2024:	\$17,400,000
Required appropriation for FY 2024-25:	\$4,075,427
Estimated balance on July 1, 2024:	\$21,475,427

THIS PAGE INTENTIONALLY LEFT BLANK

GENERAL CITY PURPOSES

BASIS FOR THE ADOPTED BUDGET

The 2024-25 Proposed Budget for General City Purposes (GCP) relates to current year funding as follows:

	Amount	% Change
2023-24 Adopted Budget	\$ 476,734,290	
2024-25 Proposed Budget	\$ 341,971,467	
Change from 2023-24 Budget	\$ (134,762,823)	(28.3)%

The GCP provides funding for the costs of special services or purposes not readily chargeable to a specific department of the City. These include items related to the Promotion of the Image of the City, Governmental Services, and Intergovernmental Relations. The contracts and programs included within the GCP will be monitored by various City departments. These monitoring departments and the City Clerk are responsible for drafting appropriate contracts (subject to the approval of the City Attorney) and presenting them to the contractors for execution. These departments also handle contract compliance and payment request approvals. At the conclusion of every contract, the monitoring departments perform initial and final contract close-out reviews. In addition to contract monitoring, the Office of the City Clerk is responsible for assuring Citywide consistency in the GCP Program.

PROMOTION OF THE IMAGE OF THE CITY

Financial support for advertising the merits of the City in connection with such events as conventions, parades, official visits of foreign dignitaries, or any other special events or projects that would either create tourism in the City or result in favorable advertising or publicity of the merits of the City.

<u>Program Changes</u>	<u>2023-24 Adopted Budget</u>	<u>Change From 2023-24 Budget</u>	<u>2024-25 Proposed Budget</u>
Other Changes or Adjustments			
Administered by: City Clerk			
1. Council District Community Services. This allocation enables each Council office to fund services that directly benefit the public within the Council District including community clean-up and graffiti removal services. Council offices also provide funds for community events, community programs, and non-profit organizations.	\$ 1,418,000	\$ -	\$ 1,418,000
2. Official Visits of Dignitaries. The City Clerk will expend funds as authorized and directed by the Mayor and the President of the City Council.	18,000	-	18,000

2023-24 Program Budget	\$ 1,436,000
Changes in Program Level	\$ -
PROPOSED 2024-25 PROGRAM BUDGET	\$ 1,436,000

GOVERNMENTAL SERVICES PROGRAM

Governmental services required for legislative, economic, or governmental needs not specifically allocated to particular operating departments. These diverse services include, but are not limited to, official notices, recording fees, legislative, economic, or governmental purposes, and governmental meetings.

<u>Program Changes</u>	<u>2023-24 Adopted Budget</u>	<u>Change From 2023-24 Budget</u>	<u>2024-25 Proposed Budget</u>
Non-discretionary Changes			
Administered by: Controller			
<p>3. Medicare Contributions. This allocation is for the City's contribution to the hospital insurance portion of the Federal Insurance Contributions Act tax. Congress mandated participation of all state and local employees hired on or after April 1, 1986 in the Medicare system. Employers and employees are required to make matching contributions of 1.45 percent of gross wage earnings. Funding is increased to reflect an increase in gross wage earnings of employees subject to Medicare.</p>	\$ 62,200,413	\$ 11,669,589	\$ 73,870,002
<p>4. Social Security Contributions. The City is required to pay the Social Security tax for all part-time employees who are not members of the Los Angeles City Employees Retirement System (LACERS) or participants in the Pensions Savings Plan. Funding is increased to reflect an increase in both gross wage earnings and the projected number of Social Security participants.</p>	1,766,194	396,331	2,162,525
Administered by: Personnel			
<p>5. Pensions Savings Plan. Approximately 4,000 to 5,000 employees participate in the Pensions Savings Plan, which complies with the provision of the Federal Omnibus Budget Reconciliation Act requiring employees to be either members of a qualified retirement plan or Social Security. Individuals who become permanent employees, such as police and fire recruits, can transfer the contributed amounts into the City's Deferred Compensation Plan. The Personnel Department and the Deferred Compensation Plan Advisory Committee administer the plan with the assistance of an outside administrator selected through a competitive bid process. The cost of administration comes from investment earnings. Funding is increased to reflect an increase in both gross wage earnings and the projected number of Pensions Savings Plan participants.</p>	2,875,607	484,354	3,359,961

<u>Program Changes</u>	<u>2023-24 Adopted Budget</u>	<u>Change From 2023-24 Budget</u>	<u>2024-25 Proposed Budget</u>
Other Changes or Adjustments			
Administered by: Chief Legislative Analyst			
6. Council Community Projects. The 2023-24 Budget included funding for specific community programs in various Council Districts. The selection of these programs was based on anticipated community outcomes. The 2024-25 Budget includes funding for this work in the Council Projects Account.	\$ 15,457,961	\$ (15,457,961)	\$ -
7. Council Projects. This allocation is for programs in Council Districts. The selection of these programs is based on anticipated community outcomes, as determined by the City Council.	-	15,000,000	15,000,000
Administered by: Chief Legislative Analyst and City Administrative Officer			
8. Lifeline Reimbursement Program. This allocation reimburses the Solid Waste Resources Revenue Fund (SWRRF) (\$6,100,000), Sewer Construction and Maintenance (SCM) Fund (\$10,800,000) and Multi-Family Bulky Item (MFBI) Fund (\$220,000) for costs attributed to the Solid Waste Fee Lifeline Rate Program and the low-income subsidy for the Sewer Service Charge (SSC). Funding for the SWRRF program reflects a 30 percent subsidy for participating senior citizens aged 62 and over and individuals with disabilities who meet qualifying income levels. The SSC provides an approximate 31 percent discount for low-income customers for the first 900 cubic feet of wastewater discharge. Funding for MFBI Lifeline and Low-Income Program reflects a 31 percent subsidy for low-income residents as well as an exemption to senior citizens and individuals with disabilities who meet qualifying income levels. In consideration of Proposition 218, the City cannot subsidize these programs with revenues from ratepayers. The City must therefore offset costs for these programs from a non-restricted revenue source. An increase in this account reflects the elimination of the Low Income Surcharge and estimated program usage.	10,620,000	6,500,000	17,120,000

General City Purposes

<u>Program Changes</u>	<u>2023-24 Adopted Budget</u>	<u>Change From 2023-24 Budget</u>	<u>2024-25 Proposed Budget</u>
9. Solid Waste Fee Reimbursement. This allocation reimburses the Solid Waste Resources Revenue Fund (SWRRF) for costs attributed to solid resources collection and disposal service to other City departments and special events. In consideration of Proposition 218, the City cannot subsidize these costs with revenues from residential ratepayers. The City must, therefore, offset the cost of these activities from a non-SWRRF revenue source. The decrease in this account matches anticipated use.	\$ 4,600,000	\$ (1,000,000)	\$ 3,600,000
10. Special Event Fee Subsidy - Citywide. This allocation is to balance the cost of special events with the need to support community and neighborhood events.	817,000	-	817,000
Administered by: City Clerk			
11. Affinity Groups for Career Development. The 2023-24 Budget included funding for mentorship programs, conferences, and other career development efforts offered by affinity groups for women and minority officers in the Police Department.	200,000	(200,000)	-
12. Annual City Audit/Single Audit. This allocation is for an annual City audit of receipts and disbursements, as Charter Section 362 requires. An increase in this account reflects the cost escalation in the approved contract.	1,304,580	167,169	1,471,749
13. Central Avenue Jazz Festival. The 2023-24 Budget included funding to support the production of the Central Avenue Jazz Festival. The 2024-25 Budget includes funding in the Cultural Affairs Department for this purpose.	50,000	(50,000)	-
14. CIRCLE: 24/7 Homelessness Crisis Response. CIRCLE: 24/7 Homelessness Crisis Response is a 24 hours per day, seven days per week, community-based response to non-violent emergencies involving people experiencing homelessness.	8,000,000	-	8,000,000
15. City/County Native American Indian Commission – City Share of Funding. This Commission consists of 15 members – five appointed by the City, five by the County, and five by the Los Angeles Indian Commission. The purpose of the Commission is to promote legislation that enhances the welfare and socioeconomic life of Native Americans.	47,000	-	47,000

General City Purposes

<u>Program Changes</u>	<u>2023-24 Adopted Budget</u>	<u>Change From 2023-24 Budget</u>	<u>2024-25 Proposed Budget</u>
16. County Service – Massage Parlor Regulation. The City works with the County for massage-technician testing and requested massage-parlor inspections in accordance with the Municipal Code.	\$ 130,000	\$ -	\$ 130,000
17. Department of Water and Power Pension Audit. Charter Section 1112 requires the City to conduct a management audit of City retirement systems every five years. The 2023-24 Budget included one-time funding for the audit of the Los Angeles Department of Water and Power Employee's Retirement Plan.	350,000	(350,000)	-
18. embRACE LA. The 2023-24 Budget included funding for embRACE LA, a program to address human relations issues with regard to race, ethnicity, sexual orientation, diversity, and multiculturalism in Los Angeles.	389,499	(389,499)	-
19. International Visitors Council of Los Angeles. This allocation funds the International Citizen Diplomacy of Los Angeles. This non-profit organization sponsors short-term visitors and high-level dignitaries referred by the United States Information Agency to exchange information on various subjects with local residents. These exchanges benefit the City, its residents, trade, and commerce, and help to develop a greater understanding of the American lifestyle and our community.	40,000	-	40,000
20. Juneteenth Celebration. This allocation is provided to support the celebration of Juneteenth in the City.	100,000	-	100,000
21. LA SHARES. The 2023-24 Budget included funding for LA SHARES, a non-profit organization that takes materials and goods such as donated office supplies, furniture, and equipment, and redistributes them to non-profit organizations and schools. Funding was provided by the Citywide Recycling Trust Fund to assist in defraying operational costs.	300,000	(300,000)	-
22. Local Agency Formation Commission (LAFCO). The City reimburses the County of Los Angeles (County) for direct costs attributable to four of the 15 LAFCO members who represent the City and for four-fifteenths of the County's expenditures for general LAFCO-related office expenses. Representatives vote on boundaries, annexation, and fees. The County is responsible for all administrative tasks and bills the City for its share. Dues are calculated based on the City's total revenues relative to total revenues for all member cities.	252,595	12,630	265,225

General City Purposes

<u>Program Changes</u>	<u>2023-24 Adopted Budget</u>	<u>Change From 2023-24 Budget</u>	<u>2024-25 Proposed Budget</u>
23. Los Angeles Neighborhood Land Trust. This organization provides technical assistance to community groups in landscape architecture, real estate transactions, outreach and community organization, and fundraising for the creation of open green spaces in urban areas.	\$ 40,500	\$ -	\$ 40,500
24. Los Angeles Superior Court Teen Court Program. Teen Court provides an alternative to Juvenile Court and functions as an actual court for young people who commit non-serious crimes.	125,000	-	125,000
25. Mobile Laundry Truck. Mobile Laundry Trucks offer a place for individuals and families experiencing homelessness to wash clothes.	67,600	-	67,600
26. North Hollywood Film Festival. The 2023-24 Budget included funding to support the production of the North Hollywood Cinefest.	25,000	(25,000)	-
27. Official Notices. This allocation is for the publication and ad placement of official notices.	275,000	-	275,000
28. Settlement Adjustment Processing. This allocation is to continue making monthly payments as part of a settlement agreement entered between the City and a former employee.	17,592	616	18,208
29. State Annexation Fees. The fee schedule set by the State Board of Equalization for annexations or detachments is determined on a sliding scale which ranges from \$300 to \$3,500 per transaction based on acreage.	300	-	300
30. Unified Homeless Response Center Data Project. This allocation is for ongoing licensing costs associated with the integrated platform to collect homelessness and encampment data, such as CARE/CARE+ data, inclement weather needs, and shelter bed availability.	17,000	-	17,000
Administered by: City Clerk and Cultural Affairs			
31. Cultural, Art, and City Events. This allocation is for cultural events and related activities, such as transportation. Funding is provided by the Arts and Cultural Facilities Services Trust Fund to support these activities.	80,000	-	80,000

<u>Program Changes</u>	<u>2023-24 Adopted Budget</u>	<u>Change From 2023-24 Budget</u>	<u>2024-25 Proposed Budget</u>
Administered by: Community Investment for Families			
32. Clinica Romero. Clinica Romero provides for quality and affordable health care services that target underserved communities within the Greater Los Angeles area.	\$ 100,000	\$ -	\$ 100,000
Administered by: Economic and Workforce Development			
33. Youth Employment Program. The Youth Employment Program provides paid summer employment experience for approximately 1,000 youths between the ages of 14 and 21.	3,000,000	-	3,000,000
Administered by: Housing			
34. Los Angeles Continuum of Care (CoC) Administration. The Los Angeles Homeless Services Authority (LAHSA) is the lead agency for the Los Angeles CoC, which is a regional or local planning body that coordinates housing and services funding for homeless families and individuals. As the lead agency, LAHSA coordinates crisis housing, provides critical, basic shelter for individuals and families experiencing homelessness and in need of immediate housing, and provides a point-of-entry into the Coordinated Entry System. The U.S. Department of Housing and Urban Development awards LAHSA with annual grants and bonus grants for the CoC and the City's cash match, along with the County of Los Angeles, continues to leverage federal grant funds. See the Homeless Budget for a breakdown of budgeted funds.	6,060,783	558,728	6,619,511
35. Los Angeles Homeless Count. As required by the U.S. Department of Housing and Urban Development (HUD), local jurisdictions must conduct counts of homeless populations every year. The Los Angeles Homeless Services Authority coordinates the annual count of the homeless population and an annual enumeration of emergency systems, transitional housing units, and beds that make up the homeless assistance systems. The homeless count enables the City and County of Los Angeles to compete for and receive annual grant funding from the HUD for the delivery of homeless services.	933,668	-	933,668

<u>Program Changes</u>	<u>2023-24 Adopted Budget</u>	<u>Change From 2023-24 Budget</u>	<u>2024-25 Proposed Budget</u>
<p>36. Shelter and Housing Interventions. The Los Angeles Homeless Services Authority provides case management, counseling, and housing placement services to participants, which allows program sponsors to more effectively address the emergency, interim, transitional, and permanent housing needs of vulnerable individuals and families experiencing homelessness in the City. This category includes funding for all interim housing solutions, such as emergency and crisis housing, bridge housing, Safe Parking, and Housing Navigation Services, as well as the (Winter) Shelter Program interim housing solutions during inclement weather. See the Homeless Budget for a breakdown of budgeted funds.</p>	\$ 14,608,114	\$ 2,256,158	\$ 16,864,272
<p>37. Street Strategies. The City's street-based homelessness strategies are focused on conducting outreach and engagement; expanding hygiene, sanitation, and storage options for people living on the streets; increasing diversion opportunities for people experiencing homelessness; and expanding collaborations with stakeholders. Homeless outreach, primarily conducted through Homeless Engagement Teams, access and navigation centers, and storage programs continue to provide critical services to connect unsheltered residents with support services and housing resources. See the Homeless Budget for a breakdown of budgeted funds.</p>	16,843,363	1,468,703	18,312,066
Administered by: Mayor			
<p>38. Angeleno Connect Program. This allocation is for vendor costs associated with establishing a mobile platform and debit card that allows City residents without a bank account to receive financial assistance, connect with City services, and access free financial literacy information.</p>	300,000	-	300,000
<p>39. Community Engagement. This allocation is for staff and expenses to support community engagement including the planning and coordination of Citywide and neighborhood events.</p>	406,009	-	406,009
<p>40. Community Safety. Funding is provided to focus on making Los Angeles communities safe and identifying practices that help to prevent crime through improving employment, equity, youth engagement, and community services.</p>	2,800,000	-	2,800,000

General City Purposes

<u>Program Changes</u>	<u>2023-24 Adopted Budget</u>	<u>Change From 2023-24 Budget</u>	<u>2024-25 Proposed Budget</u>
41. Crisis Response Team. The Crisis Response Team (CRT) recruits and trains volunteers to provide immediate on-scene crisis intervention, emotional support, and referrals to victims and families involved in a traumatic incident. CRTs also include Equity Response Teams, which are responsible for referral services to constituents in low-income communities in the City. CRT members support and work alongside law enforcement and other responding agencies.	\$ 980,000	\$ -	\$ 980,000
42. Equity and Inclusion. This allocation is provided to support equity and inclusion in all City services and community engagement activities.	250,000	-	250,000
43. Gang Reduction and Youth Development (GRYD) Office. Gang prevention, intervention, and re-entry services focus on the areas most impacted by crime and violence and provide innovative services designed to increase family and neighborhood resilience. Partial funding (\$25,000) is provided by the Forfeited Assets Trust Fund. An increase in this account is equal to the amount that was included in the Unappropriated Balance for this purpose in the 2023-24 Budget.	28,453,000	12,920,869	41,373,869
44. Green Workforce/Sustainability Plan. The Green Retrofit and Workforce Program supports monitoring and reporting efforts to ensure that the City's clean energy and energy efficiency programs meet greenhouse gas emissions reduction goals and provide benefits to disadvantaged communities.	205,000	-	205,000
45. Immigration Integration. This allocation will help design programs with City departments and partners to actively help arriving and current immigrants in Los Angeles access services that will allow them to thrive.	750,000	-	750,000
46. Infrastructure Planning. Funding will support the oversight of the Citywide Infrastructure Project to activate the public realm, provide economic revitalization, and support great neighborhoods.	500,000	-	500,000
47. Innovative Technologies. The Innovative Technologies Unit facilitates and fosters improved service delivery Citywide by tracking, evaluating, and communicating progress towards desired results. This unit also serves as a consultant to City departments for process improvement, evidence-driven analysis and decision making, and empowered management practices.	380,000	-	380,000

<u>Program Changes</u>	<u>2023-24 Adopted Budget</u>	<u>Change From 2023-24 Budget</u>	<u>2024-25 Proposed Budget</u>
<p>48. International Engagement. This allocation will support Citywide planning and coordination of international diplomatic missions, trade, investment, and business delegations, and preparations in advance of the 2026 FIFA Men's World Cup and the 2028 Olympic and Paralympic Games. Activities include coordinating with major event organizers and intergovernmental and community stakeholders on transportation, infrastructure, public safety, energy, accessibility, arts, culture, human rights, sustainability, community business, procurement, and local hire opportunities and coordinating with international organizations, non-governmental organizations, and host cities to realize lasting benefits for residents of Los Angeles and the region. A decrease in this account reflects that \$80,000 was designated for the Sister Cities of LA, which now has a separate allocation.</p>	\$ 700,000	\$ (80,000)	\$ 620,000
<p>49. LA's BEST. Since 1988, LA's BEST has been providing after school programs to children, ages 5 to 12, from Los Angeles' most economically challenged neighborhoods. LA's BEST currently operates in 200 elementary schools serving more than 25,000 students daily with 2,000 after school staff and more than 1,500 volunteers. Funding partially offsets the cost of positions, supplies, bus transportation, and training. The 2024-25 Budget does not continue a one-time allocation in the 2023-24 Budget.</p>	3,949,777	(2,500,000)	1,449,777
<p>50. Office of Re-Integration. The Office of Re-Integration supports individuals who have been justice-involved and are ready to re-enter the community by connecting them with employment opportunities, supportive services, and family re-integration support.</p>	500,000	-	500,000
<p>51. Open Data and Digital Services. This allocation is to enable the City to contract with vendor(s) for the deployment, creation, or maintenance of open data platforms and digital services that enable efficiencies, openness, and participation. To support these efforts, the City will also staff leadership for technology-driven innovation through data and software.</p>	1,250,000	-	1,250,000
<p>52. Promise Zone. The Promise Zone Unit coordinates the activities of the federally-designated Los Angeles Promise Zone. This unit supports a partnership of more than 50 local organizations creating strategies to address poverty and other conditions that impact the quality of life in the Zone. The Promise Zone generally includes the communities of Westlake, Pico Union, Koreatown, East Hollywood, and Hollywood.</p>	200,000	-	200,000

<u>Program Changes</u>	<u>2023-24 Adopted Budget</u>	<u>Change From 2023-24 Budget</u>	<u>2024-25 Proposed Budget</u>
<p>53. Trade and Commerce Relations. This program facilitates the growth of LA’s trade-based economy, encourages direct foreign investment, and engages the Mayor and municipal government in critical international issues that affect the City. The program will also help to establish Los Angeles as the premier hub for international trade and affairs.</p>	\$ 610,000	\$ -	\$ 610,000
<p>Administered by: Mayor and Chief Legislative Analyst</p>			
<p>54. Additional Homeless Services. This continued one-time allocation funds gaps in the City's effort to address the homeless crisis.</p>	17,000,000	-	17,000,000
<p>55. Domestic Abuse Response Teams. The Domestic Abuse Response Team Program blends domestic violence crisis response with case management to provide effective intervention for victims of domestic violence and their families. Teams consist of police officers, victim advocates, and volunteers who respond to domestic violence incidents and provide intervention services for victims and family members. These intervention services assist families in recognizing their problems with violence and increase their awareness of potential consequences for perpetrators.</p>	3,741,235	-	3,741,235
<p>Administered by: Mayor, Chief Legislative Analyst, and Cultural Affairs</p>			
<p>56. Heritage Month Celebrations and Special Events. This allocation is for annual celebrations such as African American Heritage Month, Latino Heritage Month, Asian Pacific Islander Month, Jewish Heritage Month, Our Pride, and other important calendar periods that celebrate diversity and culture throughout the City of Los Angeles and to support special events and other outreach efforts. Partial funding (\$220,000) is provided by the Arts and Cultural Facilities Services Trust Fund to support these activities.</p>	420,000	-	420,000

<u>Program Changes</u>	<u>2023-24 Adopted Budget</u>	<u>Change From 2023-24 Budget</u>	<u>2024-25 Proposed Budget</u>
Administered by: Mayor and City Administrative Officer			
<p>57. Homelessness Emergency (Inside Safe). This allocation supports the Mayor’s Office of Housing and Homelessness Solutions’ comprehensive efforts to bring unhoused Angelenos inside and improve affordable housing preservation and creation, homelessness prevention, and the delivery of County services. This includes the Inside Safe Initiative, a Citywide housing-led strategy to move people experiencing homelessness into interim housing with supportive services that lead to permanent housing. For 2024-25, there is a distinct focus on reducing costs by diversifying the interim housing portfolio, aligning efforts with the requirements of the LA Alliance settlement, and staying focused on metrics and outcomes in reporting.</p> <p>The Homelessness Emergency budget anticipates \$185.5 million in total funding to be available for the Mayor’s Office of Housing and Homelessness Solutions in 2024-25 through this appropriation (\$80.0 million), a state grant (\$33.0 million), and the reappropriation of 2023-24 balances (\$72.5 million). In adjusting the Homelessness Emergency Budget and eliminating the Inside Safe Reserve, the 2024-25 Budget decreases the overall allocation of General Fund revenue to the Inside Safe program by \$170.0 million.</p> <p>Funding is allocated to interim housing, service provision and supportive services, permanent housing support (Housing Navigation and Time-Limited Subsidies), housing acquisition, and personnel and administration.</p>	\$ 65,700,000	\$ 14,300,000	\$ 80,000,000
<p>58. Inside Safe Reserve. The 2023-24 Budget included funding in this reserve account for transfer to the Homeless Emergency Account upon its use and in support of the Inside Safe initiatives. The 2024-25 Budget includes funding for this program in the Homelessness Emergency Account.</p>	184,300,000	(184,300,000)	-
<p>59. Opioid Settlement. This allocation is for opioid abuse treatment for individuals in need of residential care for up to a year as a part of the Inside Safe Initiative. Funding is provided by the Opioid Settlement Trust Fund.</p>	-	4,000,000	4,000,000

<u>Program Changes</u>	<u>2023-24 Adopted Budget</u>	<u>Change From 2023-24 Budget</u>	<u>2024-25 Proposed Budget</u>
Administered by: Board of Public Works			
<p>60. Clean and Green Job Program (Los Angeles Conservation Corps). The Los Angeles Conservation Corps (LACC) administers the Clean and Green Job Program, which seeks to eradicate graffiti, eliminate litter, and increase greenery. The LACC is a youth employment and education program engaged in performing improvements via public works projects. The LACC hires high school students to collect trash and recyclables, paint over graffiti and create murals, plant trees, and clean alleyways. Activities also include performing outreach for the use of the Solvents, Automotive, Flammables, Electronics Collection Centers and the Multi-Family Bulky Item Program. Partial funding is provided by the Citywide Recycling Trust Fund (\$100,000), Solid Waste Resources Revenue Fund (\$50,000), and Multi-Family Bulky Item Fee Fund (\$125,000).</p>	\$ 1,155,040	\$ -	\$ 1,155,040

Administered by: **Public Works Bureau of Sanitation**

<p>61. Discovery Cube Los Angeles (DCLA). DCLA is a non-profit organization that focuses its work on the core initiatives of environmental stewardship, early learning, healthy living, and science, technology, engineering, and math education. The funds will be used to develop curriculum and provide training for staff at the Bureau of Sanitation (Bureau) Environmental Learning Centers, provide teacher professional development workshops in partnership with the Los Angeles Unified School District, develop educational programs for children to promote interest in career fields within the Bureau and the environmental stewardship industry, host household hazardous waste collection events and environmental fairs to educate adults and children on environmental stewardship, and provide advertising and outreach for Bureau events and initiatives, including Earth Day. Partial funding is provided by the Sewer Construction and Maintenance Fund (\$450,000) and the Solid Waste Resources Revenue Fund (\$450,000).</p>	1,800,000	-	1,800,000
--	-----------	---	-----------

<u>Program Changes</u>	<u>2023-24 Adopted Budget</u>	<u>Change From 2023-24 Budget</u>	<u>2024-25 Proposed Budget</u>
------------------------	-----------------------------------	---------------------------------------	------------------------------------

Administered by: **Recreation and Parks and Cultural Affairs**

<p>62. Summer Night Lights (SNL). The SNL program provides extended recreational, cultural, educational, and resource-based programming on designated days between the hours of 7 p.m. to 11 p.m. SNL provides youth and families with a safe recreation space, employment opportunities, expanded programming, and linkages to local services. SNL also provides an important platform for interagency collaboration through a partnership with over 100 local community-based organizations, educational and vocational institutions, and City and County agencies.</p>	\$ 6,400,000	\$ -	\$ 6,400,000
--	--------------	------	--------------

2023-24 Program Budget	\$ 474,444,830
Changes in Program Level	\$ (134,917,313)
PROPOSED 2024-25 PROGRAM BUDGET	\$ 339,527,517

INTERGOVERNMENTAL RELATIONS PROGRAM

Membership and participation in such recognized governmental oriented organizations as the League of California Cities, the Southern California Association of Governments, and the National League of Cities.

Program Changes	2023-24 Adopted Budget	Change From 2023-24 Budget	2024-25 Proposed Budget
Other Changes or Adjustments			
Administered by: City Clerk			
63. California Contract Cities. This organization assists member cities by advocating and advancing the benefits of the contracting model, protecting local control, embracing public/private partnerships, and providing educational opportunities for its membership.	\$ 12,500	\$ -	\$ 12,500
64. Independent Cities Association. This organization of California counties and cities works with county governments on behalf of City members on policy and legislative issues that affect municipal governments.	10,750	-	10,750
65. League of California Cities. This association of California cities works to influence policy decisions at all levels of government. Annual dues are based on a city's population. An increase to this account reflects an adjustment to dues.	123,010	3,690	126,700
66. League of California Cities - County Division. This is the local regional division of the broader State organization.	2,000	-	2,000
67. National League of Cities. This association of cities works to influence national policy and to build understanding and support for cities and towns. Annual dues are based on a city's population.	75,000	-	75,000
68. San Fernando Valley Council of Governments. This organization's mission is to develop and implement subregional policies and plans that are unique to the greater San Fernando Valley region. It was established through the adoption of a Joint Powers Agreement by the City and County of Los Angeles and the cities of Burbank, Glendale, San Fernando, and Santa Clarita.	35,000	-	35,000
69. Sister Cities International. This association works to foster better international understanding and cooperation through Sister City relationships in other countries. Funding is provided for membership dues.	2,500	-	2,500

General City Purposes

<u>Program Changes</u>	<u>2023-24 Adopted Budget</u>	<u>Change From 2023-24 Budget</u>	<u>2024-25 Proposed Budget</u>
70. Sister Cities of LA. This non-profit organization seeks to promote cooperation with the City's global partners. The allocation is to support people-to-people exchanges and to create trade and economic opportunities.	\$ -	\$ 80,000	\$ 80,000
71. South Bay Cities Association. This association works to discuss issues pertinent to South Bay communities.	57,000	500	57,500
72. Southern California Association of Governments (SCAG). This association's purpose is to study and develop recommendations on regional problems of mutual interest and concern regarding the orderly physical development of the Southern California region. The City's dues are the largest single assessment, which SCAG sets at 20 percent of total dues. Partial funding is provided by the Proposition C Anti-Gridlock Transit Trust Fund (\$30,000), Sewer Construction and Maintenance Fund (\$30,000), and the Solid Waste Resources Revenue Fund (\$30,000). An increase in this account reflects an adjustment to dues.	440,700	55,300	496,000
73. United States Conference of Mayors. This organization provides a national forum for mayors on behalf of their cities and represents the mayors on pertinent legislative policies and issues. An increase to this account reflects an adjustment to dues.	72,000	8,000	80,000
74. Westside Cities Council of Governments. This organization provides a forum for discussion and communication as well as representation advocacy on behalf of the Westside sub-region.	23,000	7,000	30,000

2023-24 Program Budget	\$ 853,460
Changes in Program Level	\$ 154,490
PROPOSED 2024-25 PROGRAM BUDGET	\$ 1,007,950

THIS PAGE INTENTIONALLY LEFT BLANK

HUMAN RESOURCES BENEFITS

BASIS FOR THE PROPOSED BUDGET

The 2024-25 Proposed Budget for Human Resources Benefits relates to current year funding as follows:

	Amount	% Change
2023-24 Adopted Budget	\$ 861,864,205	
2024-25 Proposed Budget	\$ 915,695,993	
Change from 2023-24 Budget	\$ 53,831,788	6.2%

The 2024-25 Proposed Budget includes costs for the direct payments, exclusive of personnel and administrative costs, for various human resources benefits provided to City employees. These benefits consist of: (1) payment of all workers' compensation and rehabilitation bills, claims, and awards; (2) payment of subsidies for the City's benefits program, which includes health, dental, optical, disability, life insurance, and the Employee Assistance Program; (3) payment of unemployment insurance; and, (4) payment of other benefits as approved by the Mayor and City Council.

CHANGES FROM ADOPTED BUDGET

	2023-24 Adopted Budget	Change	2024-25 Proposed Budget
Civilian Benefits Program	\$ 338,125,319	\$ 30,861,431	368,986,750
Contractual Services	33,965,440	368,000	34,333,440
Employee Assistance Program	1,843,851	95,323	1,939,174
Fire Health and Welfare Program	69,729,883	2,851,176	72,581,059
Police Health and Welfare Program	163,971,662	5,866,275	169,837,937
Supplemental Civilian Union Benefits	6,228,050	(10,417)	6,217,633
Unemployment Insurance	3,000,000	(500,000)	2,500,000
Workers' Compensation	245,000,000	14,300,000	259,300,000
TOTAL COST OF HUMAN RESOURCES BENEFITS	\$ 861,864,205	\$ 53,831,788	\$ 915,695,993

Direct Costs

PROGRAM CHANGES

2023-24 Program Level \$ 861,864,205

- 1 . **Civilian Benefits Program.** Funding is provided for health, dental, life, and disability insurance benefits. Rates for 2024-25 are projected to increase by 3.9 percent to 4.9 percent for health benefits and no change for dental benefits. The projected cost assumes no change in enrollment. 30,861,431

- 2 . **Contractual Services.** Funding is provided for the Civilian LAwell Benefits Program and Workers' Compensation Third Party Administrators and for workers' compensation claims bill review, utilization review, claims management system, and the Alternative Dispute Resolution Program. Funding is increased on a one-time basis for system integration with the City's Human Resources and Payroll application. 368,000

- 3 . **Employee Assistance Program.** Funding is provided for Employee Assistance Program services for all civilian and sworn employees. The projected cost assumes no change in civilian enrollment, Police sworn enrollment, and Fire sworn enrollment. 95,323

- 4 . **Fire Health and Welfare Program.** Funding is provided to cover the cost of health, dental, life, and disability insurance benefits for sworn Fire employees. Rates for 2024-25 are projected to increase by 2.0 percent to 7.3 percent for health and dental benefits. The projected cost assumes no change in enrollment. 2,851,176

- 5 . **Police Health and Welfare Program.** Funding is provided to cover the costs of health, dental, life, and disability insurance benefits for sworn Police employees. Rates for 2024-25 are projected to increase by 2.0 percent to 4.4 percent for health and dental benefits. The projected cost assumes no change in enrollment. 5,866,275

- 6 . **Supplemental Civilian Union Benefits.** Funding is provided to cover the cost of union-sponsored benefit plans, negotiated in Memoranda of Understanding (MOUs), that are supplemental to the City's health benefits. Funding is decreased to reflect reductions in civilian enrollment within individual MOUs during 2023-24. The projected cost assumes no change in civilian enrollment. (10,417)

- 7 . **Unemployment Insurance.** Funding is provided to pay state-mandated unemployment insurance costs for current and former employees (full-time and part-time) who have separated from City service or had their wages reduced. Funding is decreased to reflect actual costs for claims in 2023-24. (500,000)

- 8 . **Workers' Compensation.** Funding is provided to cover the cost of workers' compensation benefits and rehabilitation bills, claims, and awards (\$237.3 million) and the fee that the State of California assesses to self-insured employers (\$22 million). Funding is increased to reflect projected expenditures. 14,300,000

TOTAL CHANGES \$ 53,831,788

	Amount
2023-24 Program Budget	\$ 861,864,205
Changes	\$ 53,831,788
PROPOSED 2024-25 PROGRAM BUDGET	<u>\$ 915,695,993</u>

WORKERS' COMPENSATION**SUPPLEMENTAL INFORMATION**

The Personnel Department administers the City's Workers' Compensation Program which covers all City employees, excluding the Department of Water and Power. This page provides information on the City's workers' compensation expenditures by City department over the prior five fiscal years from 2018-19 to 2022-23.

WORKERS' COMPENSATION EXPENDITURES BY DEPARTMENT							
(in millions)							
DEPARTMENT	2018-19	2019-20	2020-21	2021-22	2022-23	TOTAL	PERCENT OF TOTAL
Fire-Sworn	\$51.3	\$59.1	\$62.7	\$73.8	\$72.5	\$319.4	21.2%
General Services	4.6	4.8	4.0	3.4	3.6	20.4	1.4%
Police-Civilian	11.2	9.6	9.7	11.2	13.7	55.4	3.7%
Police-Sworn	134.7	151.6	175.7	182.0	180.3	824.3	54.7%
Public Works-Sanitation	10.0	9.6	10.4	10.3	12.3	52.6	3.5%
Public Works-St Services	4.4	4.8	6.0	6.0	5.8	27.0	1.8%
Recreation and Parks	6.4	5.5	5.2	5.3	6.0	28.4	1.9%
Transportation	6.6	6.9	6.9	7.5	7.5	35.4	2.3%
Proprietary	16.4	16.8	16.5	17.2	18.9	85.8	5.7%
All Other	13.2	13.1	11.4	10.3	10.3	58.3	3.9%
TOTAL	\$258.8	\$281.8	\$308.5	\$327.0	\$330.9	\$1,507.0	100.0%

Workers' compensation expenditures include payments made from the Human Resources Benefits Fund, Workers' Compensation Account, for benefits and rehabilitation bills, claims, and awards and salary continuation, also known as injury on duty (IOD) payments, made from a department's Salaries General or Salaries Sworn accounts for employees on workers' compensation leave. The seven City departments identified comprise approximately 90 percent of all workers' compensation expenditures from 2018-19 to 2022-23. Proprietary departments include Department of Airports, Harbor Department, Fire and Police Pensions, and City Employees' Retirement System. All Other includes all other City departments.

INJURY ON DUTY (IOD) HOURS BY DEPARTMENT							
(in thousands)							
DEPARTMENT	2018-19	2019-20	2020-21	2021-22	2022-23	TOTAL	PERCENT OF TOTAL
Fire-Sworn	378.4	508.0	515.6	739.1	654.2	2,795.3	25.7%
General Services	39.7	36.2	20.5	24.4	30.2	151.0	1.4%
Police-Civilian	84.7	65.8	70.2	87.0	125.4	433.1	4.0%
Police-Sworn	770.0	894.1	1,130.6	1,258.2	1,002.7	5,055.6	46.4%
Public Works-Sanitation	107.2	98.8	111.7	107.3	115.9	540.9	5.0%
Public Works-St Services	46.5	58.7	65.6	61.2	62.9	294.9	2.7%
Recreation and Parks	54.9	51.8	49.7	47.2	53.4	257.0	2.3%
Transportation	56.0	58.3	63.0	70.1	83.1	330.5	3.0%
Proprietary	149.1	148.9	113.1	128.7	151.9	691.7	6.3%
All Other	95.3	84.9	57.9	51.9	63.9	353.9	3.2%
TOTAL	1,781.8	2,005.5	2,197.9	2,575.1	2,343.6	10,903.9	100.0%

IOD hours represent the number of hours not worked by City employees on workers' compensation leave. Over five years, City employees incurred an average of approximately 2.2 million IOD hours per fiscal year, which is equivalent to an average of 1,048 full-time employees absent from work per fiscal year.

THIS PAGE INTENTIONALLY LEFT BLANK

LEASING

BASIS FOR THE PROPOSED BUDGET

The 2024-25 Proposed Budget for Leasing relates to current year funding as follows:

		Amount	% Change
2023-24 Adopted Budget	\$	26,040,823	
2024-25 Proposed Budget	\$	28,125,317	
Change from 2023-24 Budget	\$	2,084,494	8.0%

The Citywide Leasing Account serves the purpose of managing and maintaining the Department of General Services (GSD) leasing funding portfolio independent of GSD's operating budget. GSD administers the Citywide Leasing Account.

An annual sum is appropriated for Citywide leasing obligations, common area maintenance, and tenant improvements for various departments whose activities are financed by the General Fund and Telecommunications Development Fund. Other special funded leases that are billed directly are not included in the Citywide Leasing budget. In addition, transactions related to homelessness such as the Project Roomkey Program are not part of the Citywide payable leasing portfolio.

The 2023-24 appropriations understated the actual need for funding by approximately \$1 million because the 2023-24 Adopted Budget included reappropriations of anticipated surplus 2022-23 funds in a sufficient amount to meet this need.

Appropriations	2023-24 Adopted Budget	2024-25 Proposed Budget
General Fund Leasing – Includes funding for office space, parking, warehouse space, communication sites, Fire Department facilities, courthouses, and other leased spaces.	\$ 25,879,975	\$ 27,964,469
Special Fund Leasing – Includes funding for studio space, telecommunications equipment sites, and other Information Technology Agency facilities.	160,848	160,848
TOTAL APPROPRIATIONS	\$ 26,040,823	\$ 28,125,317

THIS PAGE INTENTIONALLY LEFT BLANK

LIABILITY CLAIMS

BASIS FOR THE PROPOSED BUDGET

The 2024-25 Proposed Budget for Liability Claims relates to current year funding as follows:

	Amount	% Change
2023-24 Adopted Budget	\$ 87,370,072	
2024-25 Proposed Budget*	\$ 87,370,072	
Change from 2023-24 Budget	\$ -	-%

*The 2024-25 Proposed Budget also sets aside an additional allocation of \$20.00 million in the Unappropriated Balance, Reserve for Extraordinary Liability line item, for a total of \$107.37 million in 2024-25.

The 2024-25 Proposed Budget provides funding for the payment or settlement of claims brought against the City. The Los Angeles Administrative Code authorizes the Mayor to delegate authority to the City Attorney to settle claims and pay judgments against the City in an amount not to exceed \$50,000. An additional \$50,000 (up to \$100,000) is subject to the concurrence of the Claims Board. The City Council, with concurrence of the Mayor, must approve claims or judgments over \$100,000.

The 2024-25 Proposed Budget includes funding in the amount of \$87,370,072 for the Liability Claims Account. Of this amount, \$80,000,000 is from the General Fund, \$2,000,000 is from the Solid Waste Resources Revenue Fund, and \$5,370,072 is from the Sewer Operations and Maintenance Fund.

The 2023-24 Estimated Expenditure amounts include approved payouts and potential payouts for matters still pending approval. Adjustments to the Liability Claims Account may be necessary during the year as cases reach the trial stage and judgments or settlements are determined.

Account Name	2022-23 Actual Expenditures	2023-24 Adopted Budget	2023-24 Estimated Expenditures**	2024-25 Proposed Budget
Fire Liability Payouts	\$ 9,275,000	\$ -	\$ 6,341,000	\$ -
General Services Liability Payouts	510,000	-	-	-
Police Liability Payouts	31,521,664	-	105,597,000	-
Public Works, Engineering Liability Payouts	2,384,660	-	4,750,000	-
Public Works, Sanitation Liability Payouts*	59,978,545	7,370,072	1,797,000	7,370,072
Public Works, Street Services Liability Payouts	16,585,463	-	23,015,000	-
Recreation and Parks Liability Payouts	12,250,000	-	1,335,000	-
Transportation Liability Payouts	9,855,833	-	20,010,000	-
Miscellaneous Liability Payouts	24,157,182	80,000,000	84,567,000	80,000,000
Total	\$166,518,347	\$ 87,370,072	\$ 247,412,000	\$ 87,370,072

* Special fund payouts paid/to be paid directly by the Bureau of Sanitation special funds (Solid Waste Resources Revenue Fund and Sewer Operations and Maintenance Fund).

** Estimated expenditures may exceed budgeted amounts and include transfers to provide additional allocations to meet funding needs.

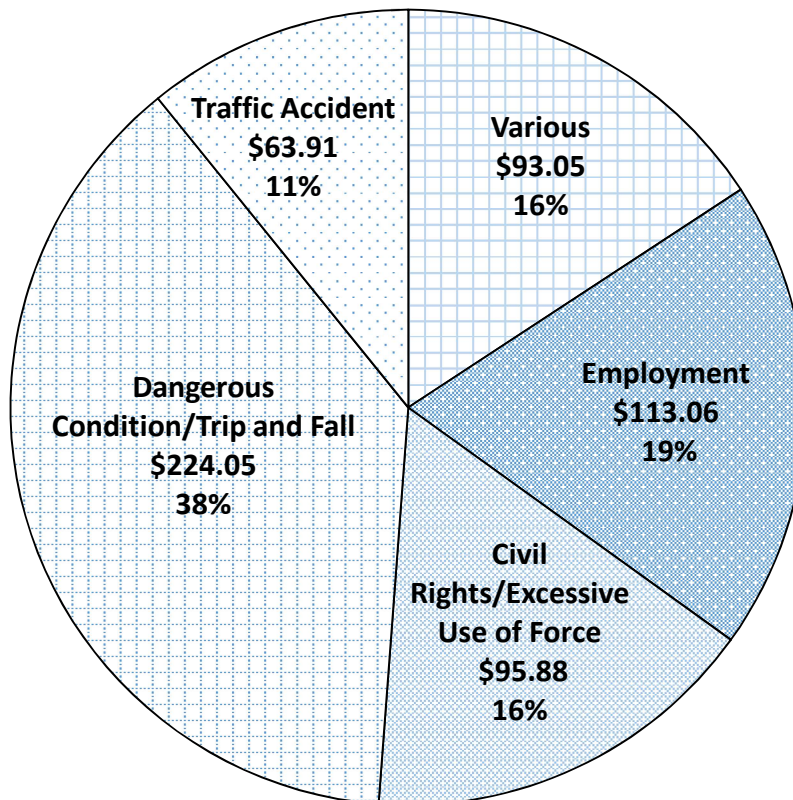
The following table details liability payouts by department for the last five years:

LIABILITY CLAIMS EXPENDITURES BY DEPARTMENT (in millions) 2018-19 to 2022-23*							
Department	2018-19	2019-20	2020-21	2021-22	2022-23	Total	Percent of Total
Fire	\$ 1.05	\$ 1.77	\$ 0.19	\$ 7.44	\$ 9.27	\$ 19.72	3.36%
General Services	0.00	0.57	0.00	0.12	0.51	1.20	0.20%
Police	35.18	33.45	13.26	43.31	31.52	156.72	26.68%
Public Works – Engineering	1.53	6.34	0.80	0.13	2.38	11.18	1.90%
Public Works – Sanitation	4.83	23.53	2.67	3.33	59.97	94.33	16.06%
Public Works – Street Services	18.02	16.97	7.51	8.65	16.58	67.73	11.53%
Recreation and Parks	7.08	0.72	2.40	3.57	12.25	26.02	4.43%
Transportation	21.42	12.46	13.54	14.34	9.85	71.61	12.19%
Various	14.20	31.04	46.93	22.56	24.15	138.88	23.65%
Total	\$ 103.31	\$ 126.85	\$ 87.30	\$ 87.30	\$ 166.51	\$ 587.39	100.00%

* Reflects General Fund and some special fund payouts. The only special fund payouts included are those paid directly by the Bureau of Sanitation special funds (Solid Waste Resources Revenue Fund, Sewer Operations and Maintenance Fund, and Stormwater Pollution Abatement Fund).

CITYWIDE GENERAL FUND LIABILITY PAYOUTS BY CATEGORY

Fiscal Years 2018-19 to 2022-23
(in \$ millions; based on 5-year totals)



NOTES:

This chart only reflects payments made out of the Citywide Liability Claims accounts; it does not include back wages as these are paid directly by the departments, tax refund payments, payments for workers' compensation cases, and payments made directly by proprietary departments or special funds.

LOS ANGELES CONVENTION CENTER PRIVATE OPERATOR

BASIS FOR THE PROPOSED BUDGET

The 2024-25 Proposed Budget for the Los Angeles Convention Center Private Operator relates to current year funding as follows:

	Amount	% Change
2023-24 Adopted Budget	\$ 28,791,230	
2024-25 Proposed Budget	\$ 31,391,848	
Change from 2023-24 Budget	\$ 2,600,618	9.0%

In 2013-14, the City Council adopted several initiatives to make the Los Angeles Convention Center (LACC) a top-tier convention center, one of which was the implementation of a private management structure. In October 2013, the City executed a five-year agreement with AEG Management LACC, LLC (AEG) for the operation and management of the LACC (Management Agreement). The City and AEG have executed four additional extensions to the original Management Agreement. The City continues to own the facility and the Los Angeles City Tourism Department (CTD) serves in an administrative capacity providing contract oversight.

DETAIL OF REVENUES

The AEG budget is based on an estimate of all revenues generated by LACC operations for 2024-25. AEG's sources of revenue are categorized as follows:

	Actual 2022-23	Adopted Budget 2023-24	Proposed Budget 2024-25
Space Rent (net of discounts)	\$ 7,050,483	\$ 5,831,233	\$ 5,941,052
Parking	11,949,109	11,875,546	11,554,038
Utility Services	3,604,456	3,711,635	4,049,570
Food and Beverage (net)	6,107,853	3,826,637	5,175,450
Telecommunication Services	2,052,202	1,150,505	1,921,360
Other ¹	<u>3,279,816</u>	<u>2,395,674</u>	<u>2,750,378</u>
Net Revenue	\$ 34,043,919	\$ 28,791,230	\$ 31,391,848

¹Other revenues include advertising, equipment rental, cell towers, audiovisual, event specific billing, and event specific expenses.

As part of the Management Agreement, AEG collects revenue from LACC operations, deposits those funds into a separate off-budget operating account, and expends directly from the account based on a budget approved by the Board of City Tourism Commissioners (Board).

EXPENDITURES

AEG’s use of funds are categorized as follows:

	Actual 2022-23	Adopted Budget 2023-24	Proposed Budget 2024-25
City Departmental Expenditures ¹	\$ 1,362,654	\$ 2,462,907	\$ 2,378,187
Alterations and Improvements and Capital Improvement Projects	796,122	-	-
Operating Budget for Private Manager	<u>23,567,488</u>	<u>26,771,729</u>	<u>28,725,089</u>
Total Appropriations	\$ 25,726,264	\$ 29,234,636	\$ 31,103,276

¹The City Departmental Expenditures reflects the portion of CTD’s budget and related costs funded by LACC revenues, as well as other City expenditures that are reimbursed by LACC revenues.

RESERVE ACCOUNT

In accordance to Section 6.4(b)(i) of the Management Agreement, the Board shall request that the City Council appropriate as part of the CTD Department Budget a sum equal to ten percent of the Approved Annual Operating Budget to fund a Reserve Account. As such, the Board approved a budget request including a Reserve Account as described above, which was submitted on its behalf by the CTD for consideration as part of the 2014-15 Budget process. The 2014-15 Adopted Budget did not appropriate General Fund monies for this purpose. As such, AEG has and will continue to set aside Operating Revenues, when available, to build the Reserve Account.

The purpose of the Reserve Account is to provide funding to be used for unanticipated LACC related expenses or to fund shortfalls caused by lower than expected revenues or higher than expected expenses.

Status of LACC Reserve Account Held by AEG

Balance as of July 1, 2023	\$ 9,129,803
2023-24 Estimated Incremental Amount	-
2024-25 Budgeted Incremental Amount	<u>346,253</u>
Estimated Balance as of June 30, 2025	\$ 9,476,056

LOS ANGELES TOURISM & CONVENTION BOARD

BASIS FOR THE PROPOSED BUDGET

The 2024-25 Proposed Budget for the Los Angeles Tourism & Convention Board (LATCB) relates to current year funding as follows:

	Amount	% Change
2023-24 Adopted Budget	\$ 25,892,000	
2024-25 Proposed Budget	\$ 25,239,055	
Change from 2023-24 Budget	\$ (652,945)	(2.5%)

The LATCB budget consists of multiple funding sources, including funds from the City, the Los Angeles Tourism Marketing District, Los Angeles World Airports, and private sources. The amounts reflected above represent the City's contribution to the overall LATCB budget, which is equivalent to one fourteenth of the Transient Occupancy Tax (TOT), less costs for City administrative services. The TOT is a 14 percent tax on hotel and short-term rental guests. The City has contracted with LATCB to market Los Angeles as a convention, meeting, and leisure travel destination.

City Appropriation and Trust Fund Retention

The Los Angeles Convention and Visitors Bureau Trust Fund (Trust Fund), from which LATCB is paid, receives an amount equivalent to one-fourteenth of the TOT. LATCB is paid 95 percent of this amount in accordance with the Agreement between the City and LATCB. The remaining five percent is retained in the Trust Fund in the event of a shortfall in TOT collections. Nonetheless, LATCB prepares its annual budget based on 100 percent of the TOT allocation. In the event the TOT actual receipts are higher than budgeted, LATCB would be paid the difference the following fiscal year.

EXPENDITURES

PROGRAM	Actual Expenditures 2022-23	Estimated Expenditures 2023-24	Proposed Budget 2024-25
Convention and Meeting Sales and Services	\$ 7,573,000	\$ 7,870,000	\$ 7,645,000
Domestic and International Marketing, Global Public Relations, and Media	8,574,000	6,478,000	8,664,000
Stakeholder Relations, Membership, and Outreach	2,300,000	3,928,000	3,409,000
Operations (Finance, Legal, Technology, and Human Resources)	4,381,152	5,117,000	5,521,055
Allocation to TOT Reserve Fund, for funding future programming	1,000,000	-	-
Total Expenditures	<u>\$ 23,828,152</u>	<u>\$ 23,393,000</u>	<u>\$ 25,239,055</u>

PROGRAM INFORMATION

LATCB will continue to re-evaluate strategies and tactics for each segment of the visitor economy based on actual 2023-24 results in order to grow visitation, sustain visitor spending, and realize revenue recovery.

Convention and Meeting Sales and Services - \$7,645,000

The mission of Convention and Meeting Sales and Services is to market Los Angeles as a destination for conventions, meetings, and trade shows. LATCB's sales are segmented between two different target audiences: Los Angeles Convention Center (LACC) users and those seeking meeting space and group room blocks in hotels.

While Citywide conventions at the LACC have shown considerable recovery, this segment still lags behind the three-year average during 2017-2019. Challenges include the slower recovery of international travel, macroeconomic headwinds, and the delayed decision to expand and modernize the LACC.

The 2024-25 hotel sales focus will target the return realized from international meetings, incentives, conferences, and exhibitions. While bookings have leveled off, an additional sales director is focused on proactive engagement to book stakeholders for events within target time periods to guard against a decline in lead volume and size.

Domestic Marketing - \$5,658,000

Based on Tourism Economics' latest forecasts from February 2024, domestic tourism volume is expected to exceed both prior year as well as the pre-pandemic baseline numbers from 2019. Domestic tourism will continue to rebound much faster than international channels.

Domestic marketing efforts for 2024-25 will focus on driving economic impact by maintaining visitation volume in key markets, as well as continuing to leverage synergies across owned assets, earned media, and trade development to bolster paid advertising efforts.

International Marketing - \$1,926,000

International marketing will focus on generating the highest yield possible in key mature markets in Europe and Asia/Pacific (e.g. Australia, New Zealand, Japan, United Kingdom, Ireland, South Korea, and France), as well as investing in emerging and re-emerging markets (e.g. India and China). Continued partnership with BrandUSA (the United States' national tourism marketing organization) and Visit California (California's tourism marketing organization) will further leverage advertising reach in international markets.

Global Public Relations, Earned and Owned Media - \$1,080,000

LATCB's global communications team works with travel writers around the world to increase quality coverage of Los Angeles. To help achieve that goal, LATCB has selected public relations representation in eight markets (United States, Australia, Canada, China, France, Germany, Mexico, and South Korea) and plans to add representation in Japan. Tourism Insights will continue to provide data that will be used in making decisions. LATCB will also conduct consumer focus groups in a minimum of least four markets in China, as it continues to be Los Angeles' top overseas market.

Stakeholder Relations, Membership, and Outreach - \$3,409,000

This division is responsible for managing memberships, which includes solicitation of new members and the delivery of data, education, networking events, and other benefits to nearly 1,000 local member businesses. Its 2024-25 goals include driving an average membership satisfaction score of 4.0 or higher and continuing to grow and focus on delivering benefits to local small and minority business enterprise members.

This division is also responsible for building and maintaining relationships with elected officials and key stakeholders to communicate the role of the tourism industry as a leading employer and economic driver for Los Angeles. Activities include collaborating with local business and community organizations and focusing on promoting sustainability and workforce development efforts. LATCB will continue its newly piloted Ambassador Program aimed to improve attendee experience during key conventions.

Operations (Finance, Legal, Technology, and Human Resources) - \$5,521,055

This area provides direct support to the operating divisions discussed above and includes administrative services, finance and accounting, human resources, payroll, legal, and information technology. Together, these departments are responsible for maintaining financial controls, operational efficiency, and contract compliance.

Allocation to TOT Reserve Fund - \$0

This category represents the funding of the TOT Reserve Fund with any excess collections that actualize in 2024-25. The allocation will only occur after all other budgeted allocations are funded. The TOT Reserve Fund was formed in accordance with the Agreement between the City and LATCB to be used in the event that revenues are severely impacted by catastrophic events or natural disasters and to fund programming and events in years beyond the current fiscal year.

TOTAL 2024-25 LATCB TOT BUDGET: \$25,239,055

ADDITIONAL SOURCES AND USES OF FUNDING

Los Angeles Tourism Marketing District - \$35,109,000

LATCB has a long-term service contract with the Los Angeles Tourism Marketing District (LATMD), which was formed in 2011 by hotels with 50 or more guest rooms located in the City. The LATMD assesses member-hotel room revenue to generate funding to competitively sell and market these hotels. The LATMD Board approved an increase of the assessment rate from 1.5 percent to 2.0 percent, which went into effect in 2022. By contract, use of these funds is solely restricted to sales and marketing activities that provide specific benefit to the hotels in the LATMD.

Los Angeles World Airports International Marketing Alliance - \$750,000

Use of these funds are restricted by the Federal Aviation Administration solely for the international marketing of the Los Angeles International Airport and are directed by the Los Angeles World Airports.

Corporate Partnerships, Sponsorships and Advertising Sales - \$795,000

By contract, use of these funds must be used solely for the benefit and promotion of the sponsors, partners, and/or advertisers.

Membership Program Fees - \$1,736,000

These funds are derived from member dues and fees from restaurants participating in Dine LA's semi-annual, two-week culinary event. These funds are used for the benefit of members and participants.

PRODUCTIVITY GOALS

Productivity goals for 2024-25 are comprised of Convention and Meeting Sales and Services objectives for bookings and leads as shown in the tables below. These productivity goals are subject to recommendations by the LATCB Sales Advisory Board and approval by the Board of Directors of LATCB, and are updated based on current internal and external industry data.

ESTIMATED REVENUES FROM SALES BOOKINGS FOR 2024-25

	2022-23 Actuals	2023-24 Estimates	2024-25 Goals	2024-25 Estimated TOT
Convention Center Events				
Number	11	22	22	
Room Nights	229,932	370,360*	257,598	\$10,242,096
Hotel Corporate Meetings				
Number	452	436	424	
Room Nights	<u>196,806</u>	<u>217,820</u>	<u>231,504**</u>	<u>9,204,599</u>
TOTALS				
Number	463	458	446	
Room Nights	<u>426,738</u>	<u>588,180</u>	<u>489,102</u>	<u>\$19,446,695</u>

ESTIMATED REVENUES FROM SALES LEADS FOR 2024-25

	2022-23 Actuals	2023-24 Estimates	2024-25 Goals	2024-25 Estimated TOT
Convention Center Events	168	140	140	\$65,176,978
Hotel Corporate Meetings	<u>2,345</u>	<u>2,074</u>	<u>2,100</u>	<u>45,588,816</u>
TOTALS	<u>2,513</u>	<u>2,214</u>	<u>2,240</u>	<u>\$110,765,794</u>

2024-25 average room nights per booking assumptions:

- 11,709 for Convention Center Events
- 546 for Hotel Association and Corporate Meetings
- Average room rate: \$284 (2023 CBRE Audit Summary)

* 2023-24 Convention Center Event bookings include bookings for non-recurring events occurring in future years.

** 2024-25 Hotel Corporate Meeting room night goal estimate includes the addition of a Sales Director and estimated incremental booking productivity.

Potential Economic Impact

Total direct and indirect/induced economic impact from business sales resulting from events held at the LACC between 2024 and 2037 is projected to be approximately \$3.4 billion as shown in the table below. These sales will support 23,699 full time equivalent (FTE) jobs and \$214 million in state and local tax assessments. The following projections assume the anticipated recovery of the conventions industry post-pandemic as well as the completion of the proposed LACC Expansion and Modernization Project in 2027.

ESTIMATED ECONOMIC IMPACT OF BOOKED CONVENTION CENTER EVENTS 2024 THROUGH 2037

	Direct	Indirect / Induced	Total
Business Sales	\$1,977,018,770	\$1,420,491,533	\$3,397,510,303
Jobs Supported Annual FTE's	18,181	5,518	23,699
Taxes and Assessments			
State Total	\$68,040,006	\$37,662,480	\$105,702,486
Local Total	\$99,505,967	\$8,700,004	\$108,205,971

Source: DMAI Economic Impact Calculator, March 2024

These figures do not include unique, one-time events including, but not limited to the 2026 NBA All-Star Game, 2026 World Cup, 2027 NFL Super Bowl, and the 2028 Summer Olympic and Paralympic Games.

THIS PAGE INTENTIONALLY LEFT BLANK

MEASURE M LOCAL RETURN FUND

BASIS FOR THE PROPOSED BUDGET

The 2024-25 Proposed Budget for Measure M Local Return Fund relates to the current year funding as follows:

	Amount	% Change
2023-24 Adopted Budget	\$ 105,454,946	
2024-25 Proposed Budget	\$ 95,757,550	
Change from 2023-24 Budget	\$ (9,697,396)	(9.2%)

In November 2016, County of Los Angeles voters approved the Los Angeles County Traffic Improvement Plan that imposes an additional one-half cent sales tax, with an increase to one percent on July 1, 2039. The Measure M Local Return Fund (Measure M) may be used to:

- Improve freeway traffic flow, reduce bottlenecks, and ease traffic congestion;
- Expand the rail and rapid transit system, accelerate rail construction and build new rail lines, enhance bus service, and improve system connectivity;
- Repave local streets, repair potholes, synchronize signals, improve neighborhood streets and intersections, and enhance bike and pedestrian connection;
- Keep the transit and highway system safe, earthquake-retrofit bridges, enhance freeway and transit system safety, and keep the transportation system in good working condition;
- Make public transportation more accessible, convenient, and affordable and provide better mobility options for our aging population; and,
- Embrace technology and innovation to incorporate modern technology, new advancements, and emerging innovations into the local transportation system.

The City receives an allocation from a 17 percent share of the revenue collected based on the City's percentage share of the County's population. Measure M Funds must be used to augment, not supplant, other City programs.

Measure M also requires the City to provide the Los Angeles Metropolitan Transportation Authority (Metro) with three percent of the costs for the Metro Regional Capital Projects within the City limits. Should the City not do so, the County may withhold Local Return Funds for up to 15 years or until the three percent threshold is satisfied. The amount of this obligation was estimated (in 2015 dollars) to be approximately \$490 million over 35 years from 2022 through 2057. In November 2022, Metro estimated that the City's contribution for the first three rail lines is \$182.5 million, which is pending negotiation with Metro on the payment schedule. This does not represent the full obligation amount.

BUDGET HIGHLIGHTS

- Street and transportation improvements: Funding is provided for street and transportation improvement programs including the City Capital and Technology Improvement Expenditure Program – Physical Plant, the Concrete Streets Program, and the Median Island Maintenance Program.
- Safety improvements: Funding is provided to enhance pedestrian and traffic safety through various programs including Vision Zero Program projects on the City's High Injury Network, traffic signals, traffic safety and education, sidewalk repair, and the Speed Hump Program.
- Partial funding is provided for the City's 2024-25 payment of the City Three Percent Measure R Match contribution for Metro projects in the City of Los Angeles. The 15-year funding agreement with Metro (C.F.13-0337) approved on April 23, 2014, instructs the City to ensure that future City budgets include these payments.

Measure M Local Return Fund

	2023-24 Adopted Budget	2024-25 Proposed Budget
REVENUES		
Cash Balance, July 1	\$ 123,939,442	\$ 145,931,587
Less:		
Prior Year Unexpended Appropriations	<u>98,064,385</u>	<u>128,362,612</u>
Balance Available, July 1	\$ 25,875,057	\$ 17,568,975
Receipts		
Maintenance Agreement Receipts	-	400,000
Measure M Local Return	77,829,889	74,684,799
Interest	<u>1,750,000</u>	<u>3,103,776</u>
Total Receipts	\$ <u>79,579,889</u>	\$ <u>78,188,555</u>
Total Available Balance	<u>\$ 105,454,946</u>	<u>\$ 95,757,550</u>

	2023-24 Adopted Budget	2024-25 Proposed Budget
DEPARTMENTAL APPROPRIATIONS		
City Administrative Officer - Funds are provided for administration.	\$ -	\$ 78,364
General Services - Funds are provided for materials testing and warehouse services for transportation projects.	111,165	56,281
Personnel - Funds are provided for human resources support for eligible programs and initiatives coordinated by the Department of Transportation.	145,633	145,435
Public Works		
Bureau of Contract Administration - Funds are provided to support inspection and contract compliance for street projects including traffic signal construction.	1,268,079	1,888,301
Bureau of Engineering - Funds are provided for traffic signal and left turn signal project design, for support and administration of transportation projects, and for support and administration of a bridge program strategic plan.	2,381,680	2,099,197
Bureau of Street Lighting - Funds are provided for traffic signal design work and street lighting elements of transportation projects and Vision Zero programs.	963,049	1,233,699
Bureau of Street Services - Funds are provided to support transportation, including bicycle lane repair and maintenance, the reconstruction of failed pavement streets, and sidewalk repair.	12,332,471	5,433,047
Transportation - Funds are provided for staffing for the Vision Zero program and other active and sustainable transportation initiatives.	9,980,898	12,858,914
Subtotal Departmental Appropriations	<u>\$ 27,182,975</u>	<u>\$ 23,793,238</u>

Measure M Local Return Fund

2023-24 **2024-25**
Adopted Budget **Proposed Budget**

SPECIAL PURPOSE FUND APPROPRIATIONS

Capital and Technology Improvement Expenditure Program (CTIEP) – Physical Plant - Funds are provided for eight street and transportation (\$12,550,385) and four street lighting (\$1,125,000) projects. Funding not appropriated for specific capital projects is held in the reserve for capital projects (\$818,821).	\$ 18,289,357	\$ 14,494,206
Bicycle Path Maintenance – Funds are provided for Citywide bike path maintenance.	-	1,300,000
Bikeshare Operations and Maintenance – Funds are provided to support the operations and maintenance cost for the Bikeshare Pilot Program established as part of a Regional Program implemented with Metro.	-	3,033,030
Concrete Streets - Funds are provided for the reconstruction of concrete streets.	1,100,000	1,100,000
Contractual Services – Support – Funds were provided for contractual services for administrative support (\$25,000), StreetLight data analytics (\$350,000), and the City’s Travel Demand Model update (\$750,000).	1,125,000	-
Electric Vehicle Charging Infrastructure – Funds are provided for the installation of electric vehicle charging stations.	1,000,000	1,500,000
Engineering Special Services – Funds were provided to support the Citywide annual Geographic Information System software and maintenance Enterprise License Agreement, which provides software and cloud-based services to perform real-time geographic analysis.	61,000	-
Matching Funds – Measure R Projects/LRTP/30-10 – Funds are provided as part of the three percent match contribution for regional Measure R subway and rail construction projects that are constructed within City limits. Funds are also provided in the Measure R Traffic Relief and Rail Expansion Fund (\$12,461,242).	-	12,521,758
Median Island Maintenance - Funds are provided for the maintenance of median islands Citywide.	2,000,000	3,000,000
Office Supplies – Funds were provided for office supplies.	25,000	-
Open Streets Program – Funds are provided for Open Streets events throughout the City.	-	2,000,000
Paint and Sign Maintenance - Funds are provided to support the purchase of paint and sign maintenance equipment and supplies for striping and pavement markings for City streets.	-	950,000
School Speed Limit Updates – Funds are provided to purchase speed limit signs to replace the original speed limit signs.	-	750,000
Sidewalk Repair – Access Request Acceleration - Funds were provided to accelerate sidewalk repair requests.	16,427,355	-

Measure M Local Return Fund

	2023-24 Adopted Budget	2024-25 Proposed Budget
Speed Hump Program - Funds are provided for the installation of speed humps across the City.	679,247	715,247
Asset Management – Transportation – Funds are provided for the asset management platform for curb and on-street assets and associated training.	-	200,000
Community First Engagement – Funds are provided for community engagement in underserved communities for the Vision Zero and Active Transportation projects.	-	1,000,000
Traffic Signal Supplies – Funds are provided to support the purchase of traffic signal supplies. Funds for this purpose are also provided in the Proposition C Local Return Fund (\$5,405,855).	2,094,145	7,400,000
Traffic Studies - Funds were provided for traffic studies.	400,000	-
Traffic Surveys - Funds were provided for traffic surveys.	100,000	-
Universal Basic Mobility - Funds are provided to integrate access across existing and new transportation options, provide new shared mobility options for residents and workers, expand and integrate fare payment subsidies, and expand electrification.	1,000,000	300,000
Vision Zero Corridor Projects - Funds were provided for street safety projects along Vision Zero High Injury Network corridors, including speed feedback sign installation and maintenance and pedestrian refuge island implementation as needed. Funds for this purpose were also provided in the Road Maintenance and Rehabilitation (SB1) Fund (\$10,701,450).	8,824,095	-
Vision Zero Education and Outreach - Funds were provided for Vision Zero safety education, outreach, and project engagement.	1,000,000	-
Vision Zero Treatment Maintenance – Funds were provided to support the maintenance and/or replacement of striping and pavement markings, signage, and damaged bollards along priority corridors and High Injury Network locations.	1,000,000	-
Reimbursement of General Fund Costs - Funds are provided to reimburse the General Fund for fringe, central services, and department administration and support.	23,146,772	21,700,071
Subtotal Special Purpose Fund Appropriations	\$ 78,271,971	\$ 71,964,312
TOTAL APPROPRIATIONS	\$ 105,454,946	\$ 95,757,550

MEASURE R TRAFFIC RELIEF AND RAIL EXPANSION FUNDS

BASIS FOR THE PROPOSED BUDGET

The 2024-25 Proposed Budget for Measure R Traffic Relief and Rail Expansion Funds relates to the current year funding as follows:

	Amount	% Change
2023-24 Adopted Budget	\$ 91,493,799	
2024-25 Proposed Budget	\$ 71,081,524	
Change from 2023-24 Budget	\$ (20,412,275)	(22.3%)

In November 2008, County of Los Angeles voters approved an one-half cent sales tax for a period of 30 years to:

- Expand the Los Angeles Metropolitan Transportation Authority (Metro) rail system, including providing a direct airport connection;
- Make local street improvements, such as synchronizing signals, filling potholes, repairing streets, and making neighborhood streets and intersections safer for drivers, bicyclists, and pedestrians in each community;
- Enhance safety and improve the flow of traffic on freeways and highways; and,
- Make public transportation more convenient and affordable (especially for seniors, students, the disabled, and commuters).

The Measure R Traffic Relief and Rail Expansion Funds represents the City’s share of the Local Return (15 percent of revenue collected), based upon population, and is referred to as the Measure R Local Return (Measure R) Fund. Measure R funds must be used to augment, not supplant, other City programs. In addition, through a Memorandum of Understanding with Metro, the City is providing a three percent match to Metro for delivering transit projects within the City limits. While not legally required, this match allows the City to maintain an active partnership with Metro on regional transit projects of significant importance to the City. This match is currently being budgeted within the Proposition A Local Transit Assistance Fund. In 2024-25, this match is budgeted within Measure R and Measure M Local Return Fund.

BUDGET HIGHLIGHTS

- **Street Improvements:** Funding is provided for street improvement programs including the City’s Pavement Preservation Program and median island maintenance.
- **Safety Improvements:** Funding is provided to enhance pedestrian and traffic safety through various programs including sidewalk access ramp construction, Vision Zero, and projects on the City’s High Injury Network.
- **Partial funding is provided for the City’s 2024-25 payment of the City Three Percent Measure R Match contribution for Metro projects in the City of Los Angeles.** The 15-year funding agreement with Metro (C.F. 13-0337) approved on April 23, 2014, instructs the City to ensure that future City budgets include these payments.

Measure R Traffic Relief and Rail Expansion Funds

	2023-24 Adopted Budget	2024-25 Proposed Budget
REVENUES		
Cash Balance, July 1	\$ 44,056,461	\$ 52,613,907
Less Prior Year Unexpended Appropriations	<u>31,572,532</u>	<u>48,913,252</u>
Balance Available, July 1	\$ 12,483,929	\$ 3,700,655
Anticipated Revenue Receipts	77,829,889	65,898,352
Interest	<u>1,179,981</u>	<u>1,482,517</u>
Total Revenue	<u>\$ 91,493,799</u>	<u>\$ 71,081,524</u>

Measure R Traffic Relief and Rail Expansion Funds

	2023-24 Adopted Budget	2024-25 Proposed Budget
DEPARTMENTAL APPROPRIATIONS		
General Services - Funds are provided for materials testing support for the City's Pavement Preservation Plan.	\$ 2,116,560	\$ 2,035,663
Personnel - Funds are provided to enhance human resources support for eligible programs and initiatives coordinated by the Department of Transportation.	145,633	145,435
Public Works		
Bureau of Engineering - Funds are provided for hiring hall and surveys. Funds are also provided to support the review of design projects along the High Injury Network for Vision Zero and for engineering design and survey work for 20 pedestrian and bus stop refuge islands.	648,031	429,518
Bureau of Street Lighting - Funds are provided for design, coordination, and construction engineering for the deployment of various street lighting projects for Vision Zero. This includes pedestrian lighting for 20 bus stop pedestrian islands, support for the mid-block crosswalk program, and support for lighting around the top 50 schools in need.	489,943	551,302
Bureau of Street Services - Funds are provided for the City Pavement Preservation Program (\$17,338,847). Funds are also continued for sidewalk access ramp construction (\$3,748,827). This will accelerate City efforts to ensure that all constituents have equal access to the City public infrastructure, create safer intersections, and assist with compliance with the Willits settlement. Funding is also provided for other eligible programs and projects (\$310,418).	24,234,659	21,448,092
Transportation - Funds are provided for staffing for six District Offices, Vision Zero, and other Active Transportation Initiatives.	6,104,006	6,350,547
Subtotal Departmental Appropriations	\$ <u>33,738,832</u>	\$ <u>30,960,557</u>

Measure R Traffic Relief and Rail Expansion Funds

	2023-24 Adopted Budget	2024-25 Proposed Budget
SPECIAL PURPOSE FUND APPROPRIATIONS		
CTIEP – Physical Plant – Funds are provided for three street projects (\$2,307,000). Funding that is not appropriated for specific capital projects is held in the reserve for capital projects (\$5,006,148).	\$ 3,612,913	\$ 7,313,148
Automated Traffic Surveillance and Control (ATSAC) System Maintenance - Funds were provided for ongoing maintenance requirements such as camera maintenance and replacement, replacement of items such as transceivers, receivers, servers, and fusion splicers, repair of trunk line breaks, software licensing, wireless and telephone drop connections, video wall maintenance, hub maintenance, replacement of hub buildings, and video central switcher maintenance.	3,000,000	-
Bicycle Plan/Program - Five percent of the estimated local return revenue was provided for bicycle projects within the City.	3,891,494	-
Matching Funds – Measure R Projects/LRTP/30-10 – Funds are provided as part of the three percent in matching funds for regional Measure R subway and rail construction projects which are constructed within City limits. Funds are also provided in the Measure M Local Return Fund (\$12,521,758).	-	12,461,242
Median Island Maintenance - Funds were provided for the maintenance of median islands Citywide.	1,000,000	-
Pavement Preservation Overtime - Funds were provided for the Department of Transportation’s Pavement Preservation overtime needs.	700,000	-
Pedestrian Plan/Program - Five percent of the estimated local return revenue was provided for pedestrian projects within the City.	3,891,494	-
PPP Access Ramps – Funds were provided to construct sidewalk access ramps under the Pavement Preservation Program (PPP).	2,927,041	-
Sidewalk Access Request Acceleration – Funds were provided to address the backlog of sidewalk access requests.	11,875,349	-
Technology and Communications - Funds were provided for technology and communications requests.	25,000	-
Vision Zero Contracts, Speed Surveys, Outreach Campaign - Funds were provided for education and outreach, campaign messaging, and the renewal or extension of speed zone surveys along the High Injury Network. Funding in the amount of \$1,000,000 for education, outreach, and campaign messaging was provided in the Measure M Local Return Fund.	200,000	-
Reimbursement of General Fund Costs - Funds are provided to reimburse the General Fund for fringe benefits, central services, and department administration and support.	26,631,676	20,346,577
Subtotal Special Purpose Fund Appropriations	<u>\$ 57,754,967</u>	<u>\$ 40,120,967</u>
TOTAL APPROPRIATIONS	<u>\$ 91,493,799</u>	<u>\$ 71,081,524</u>

MEASURE UNITED TO HOUSE LA (ULA) HOUSE LA FUND

BASIS FOR THE PROPOSED BUDGET

The 2024-25 Proposed Budget for the Measure United to House LA (ULA) House LA Fund relates to the current year funding as follows:

		Amount	% Change
2023-24 Adopted Budget	\$	671,790,000	
2024-25 Proposed Budget	\$	407,869,760	
Change from the 2023-24 Budget	\$	(263,920,240)	(39.3%)

In November 2022, City of Los Angeles voters approved Measure ULA, or the Homelessness and Housing Solutions Tax, a ballot initiative which imposes an additional tax on sales and transfers of real property exceeding the following thresholds:

- A tax at the rate of 4.0 percent of the consideration or value when the property transferred exceeds \$5 million but is less than \$10 million; and
- A tax at the rate of 5.5 percent of the consideration or value when the property transferred is \$10 million or greater.

Measure ULA establishes specific programs on which the collected revenues must be spent and prescribes the percentage that must be allocated for each program. The House LA Fund monies must be expended according to the Los Angeles Program to Prevent Homelessness and Fund Affordable Housing (House LA) guidelines approved by the House LA Citizen Oversight Committee, Council, and Mayor.

The 2023-24 Adopted Budget projected \$671,790,000 in revenue. The revised revenue estimate for 2023-24 is approximately \$282.6 million. Due to risks associated with pending litigation, the 2023-24 spending plan was for only \$150 million of the anticipated receipts for House LA Programs. In the event Measure ULA is invalidated, the City's General Fund may be obligated as a replacement source of fund for incurred expenses. Of the \$150 million appropriated in 2023-24, approximately \$63.2 million remains available to be expended in 2024-25.

The 2024-25 Proposed Budget projects \$407,869,760 in revenue and allocates projected revenue based on the distribution specified in Measure ULA. The funds will be appropriated based on revenue received.

2023-24 **2024-25**
Adopted Budget **Proposed Budget**

HOUSE LA FUND APPROPRIATIONS

HOUSE LA PROGRAMS

AFFORDABLE HOUSING PROGRAMS

<p>Multifamily Affordable Housing – Funds are provided for the development of supportive and/or affordable housing projects of 40 units or more for income-qualified populations in conjunction with other federal, state, and local affordable housing sources. The funding may also be used to expedite the development of projects in the City’s Affordable Housing Managed Pipeline.</p>	\$	139,060,530	\$	83,692,421
---	----	-------------	----	------------

<p>Alternative Models for Permanent Affordable Housing – Funds are provided for: 1) the construction of new supportive and affordable rental or mixed rental/homeowner projects of 40 units or more, and/or 2) the acquisition, rehabilitation, adaptive reuse, lease, preservation and operation of supportive and/or affordable or mixed rental/homeowner projects of any size. The funding may also be used to:</p>		139,060,530		83,692,421
---	--	-------------	--	------------

Scale up the development of publicly-owned land;
 Develop a program to purchase deeper affordability in otherwise market rate or inclusionary projects in targeted higher opportunity markets, which would create mixed-income housing opportunities;
 Fund for affordability in adaptive reuse projects; and,
 Innovate housing delivery.

<p>Acquisition and Rehabilitation of Affordable Housing – Funds are provided for the acquisition, preservation, rehabilitation, lease, or operation of existing housing, including, but not limited to, rent-controlled properties, residential hotels, Accessory Dwelling Units (ADU), and Junior ADUs, either without existing covenants requiring affordability or with existing covenants that will expire within 10 years of project onset, as defined by the Housing Department. The funding may also be used to:</p>		61,804,680		37,196,631
--	--	------------	--	------------

- Extend and preserve buildings with expiring covenants through the newly proposed Preservation Program (C.F. 23-0311);
- Fund deferred maintenance or other capital needs for existing covenanted properties;
- Fund rehabilitation of at-risk projects; and,
- Fund the acquisition of existing or newly constructed units and/or matching funds for Project Homekey.

Measure ULA - House LA Fund

	2023-24 Adopted Budget		2024-25 Proposed Budget
<p>Homeownership Opportunities, Capacity-Building and Operating Assistance – Funds are provided to: 1) support single family and cooperative homeownership opportunities; 2) provide capacity-building funding for community land trusts and other organizations that serve and have representative leadership from disadvantaged communities and facilitate tenant ownership; and, 3) provide long-term operating assistance that supports new construction, acquisition, and/or rehabilitation of existing housing. The funding may also be used to:</p> <ul style="list-style-type: none"> • Fund an education, training, and capacity-building program related to small, women, and minority-owned firms in the affordable housing development field, as well as community land trusts and community based-organizations; and, • Fund a program to support ADU development for lower- to moderate-income homeowners. 	61,804,680		37,196,631
<p>Program Stabilization Fund – Funds are provided to address periodic revenue shortfalls for House LA Affordable Housing and Homelessness Prevention Programs that require a consistent revenue stream.</p>	30,902,340		18,598,316
<i>Subtotal Affordable Housing Programs</i>	\$ 432,632,760	\$	260,376,420
 <i>HOMELESSNESS PREVENTION PROGRAMS</i>			
<p>Short-Term Emergency Assistance – Funds are provided to provide short-term emergency funding to tenant households at risk of becoming homeless.</p>	\$ 30,902,340	\$ -	18,598,316
<p>Income Support for Rent-Burdened At-Risk Seniors and Persons with Disabilities – Funds are provided to provide income assistance to rent-burdened, acutely, extremely, and very low-income households, including seniors (aged 65 years and above) and/or individuals with disabilities, at risk of becoming homeless.</p>	61,804,680		37,196,631
<p>Eviction Defense/Prevention – Funds are provided for a right-to-counsel program to provide housing-related legal services to low-income tenants threatened with eviction.</p>	61,804,680		37,196,631
<p>Tenant Outreach and Education – Funds are provided for tenant outreach, education, and navigation services.</p>	12,360,936		7,439,326

Measure ULA - House LA Fund

	2023-24 Adopted Budget	2024-25 Proposed Budget
	18,541,404	11,158,990
Protections from Tenant Harassment – Funds are provided to fund non-profit organizations and City services to monitor and enforce protections against tenant harassment and other tenant rights.		
<i>Subtotal Homelessness Prevention Programs</i>	\$ <u>185,414,040</u>	111,589,894
Subtotal House LA Programs	\$ <u>618,046,800</u>	\$ <u>371,966,314</u>
ADMINISTRATION – Funds are provided for the compliance, implementation, and administration of House LA Programs, including the staffing and other expenses of the House LA Citizens Oversight Committee.	\$ 53,743,200	\$ 35,903,446
TOTAL APPROPRIATIONS	\$ <u>671,790,000</u>	\$ <u>407,869,760</u>

MEASURE W LOCAL RETURN FUND

BASIS FOR THE PROPOSED BUDGET

The 2024-25 Proposed Budget for the Measure W Local Return Fund (Measure W) relates to current year funding as follows:

	Amount	% Change
2023-24 Adopted Budget	\$ 47,451,530	
2024-25 Proposed Budget	\$ 41,538,834	
Change from 2023-24 Budget	\$ (5,912,696)	(12.5%)

On November 6, 2018, County of Los Angeles voters approved Measure W – The Los Angeles Region Safe, Clean Water Program (Measure W), a parcel tax of 2.5 cents per square foot of impermeable surface to support the costs of stormwater-related projects and activities. Revenues are allocated to municipal, regional, and administrative sub-programs. Forty percent of revenues are allocated to municipalities in the same proportion as the amount of revenues collected within each municipality. Fifty percent is allocated for region-wide projects and is awarded on a competitive basis. The remaining ten percent is allocated to the Los Angeles County Flood Control District for implementation and administration of the Measure W Program. Eligible uses for revenues include projects that provide a water supply and/or quality benefit and a community investment benefit. Measure W can be used to fund Enhanced Watershed Management Program projects and the operation and maintenance of completed water quality improvement projects.

REVENUE

The County of Los Angeles has developed guidelines and funding eligibility requirements for the Measure W Program and executed transfer agreements with the various municipalities. Measure W revenues collected by the County for 2022-23 were received in January 2024. The delay in revenues is attributed to the County's reconciliation process. Pursuant to the executed transfer agreement (C.F. 18-0384), funds for 2024-25 are expected to be received in December 2025.

BUDGET HIGHLIGHTS

- Funding for one new position (\$89,835) in the Bureau of Sanitation is included for geographic information systems support.
- Funding for eight water quality projects (\$14.3 million) is provided in the Capital and Technology Improvement Expenditure Program – Physical Plant Budget.
- The Ballona Creek Total Maximum Daily Load Project - Low Flow Treatment Facilities No. 1 and No. 2 is expected to be complete in late 2025. This project is a collaboration with Culver City, the County of Los Angeles, and the Los Angeles Flood Control District to address water quality issues in compliance with the Municipal Separate Storm Sewer System Permit.

Measure W Local Return Fund

	2023-24 Adopted Budget	2024-25 Proposed Budget
Cash Balance, July 1	\$ 24,316,201	\$ 31,600,829
Less: Prior Year's Unexpended Appropriations	<u>14,011,200</u>	<u>27,845,053</u>
Balance Available, July 1	\$ 10,305,001	\$ 3,755,776
Receipts: Measure W Local Return	\$ 36,500,000	\$ 36,300,000
Other Receipts	346,529	683,058
Interest	<u>300,000</u>	<u>800,000</u>
Total Receipts	<u>\$ 37,146,529</u>	<u>\$ 37,783,058</u>
Total Revenue	<u>\$ 47,451,530</u>	<u>\$ 41,538,834</u>

	2023-24 Adopted Budget	2024-25 Proposed Budget
DEPARTMENTAL APPROPRIATIONS		
Funds are provided to various City departments, offices, and bureaus to support the cost of stormwater related activities.		
Public Works		
Board – General oversight of the Department of Public Works and direct management of accounting and personnel functions.	\$ 75,402	\$ --
Bureau of Engineering – Design and construction management services.	1,823,451	1,712,767
Bureau of Sanitation – Planning, operational, monitoring, and coordination services for the Measure W Safe, Clean Water Program.	7,103,930	7,529,924
Subtotal Departmental Appropriations	<u>\$ 9,002,783</u>	<u>\$ 9,242,691</u>

SPECIAL PURPOSE FUND APPROPRIATIONS

Feasibility Studies – Funds are provided for feasibility studies of water quality projects to be submitted for funding consideration as part of the Measure W Regional Call for Projects.	\$ 2,910,000	\$ 3,200,000
Operation and Maintenance – TMDL Compliance Projects. Funds are provided for the operation and maintenance of watershed improvement projects.	3,667,151	3,023,635
PW Sanitation Expense and Equipment – Funds are provided for program-wide costs such as service contracts (\$300,000) and Task Order Solicitations services (\$2,260,000).	1,870,000	2,560,000

Measure W Local Return Fund

	2023-24 Adopted Budget	2024-25 Proposed Budget
Regional Project Development and Revolving Funds – Funds are provided for the initial development of regional water quality projects and to be used as a revolving fund for potential match or front-funding requirements for regional funding.	6,540,491	1,750,800
Reimbursement of General Fund Costs – Funds are provided to reimburse the General Fund for fringe benefits, central services, and department administration and support.	7,060,605	7,454,615
Subtotal Special Purpose Fund Appropriations	<u>\$ 22,048,247</u>	<u>\$ 17,989,050</u>
 CAPITAL AND TECHNOLOGY IMPROVEMENT EXPENDITURE PROGRAM (CTIEP)		
CTIEP Physical Plant – Funds are provided for projects that provide a water quality or water supply benefit as well as a community benefit.	\$ 16,400,500	\$ 14,307,093
Subtotal Capital and Technology Improvement Expenditure Program	<u>\$ 16,400,500</u>	<u>\$ 14,307,093</u>
TOTAL APPROPRIATIONS	<u>\$ 47,451,530</u>	<u>\$ 41,538,834</u>

THIS PAGE INTENTIONALLY LEFT BLANK

NEIGHBORHOOD COUNCIL FUND

BASIS FOR THE PROPOSED BUDGET

The 2024-25 Proposed Budget for the Neighborhood Council (NC) Funding Program relates to current year funding as follows:

		Estimated Available Balance on July 1		General Fund Appropriation		Other Appropriations		Total Appropriation	No. of NCs as of July 1
2023-24 Adopted Budget	\$	-	\$	3,228,000	\$	-	\$	3,228,000	99
2024-25 Proposed Budget	\$	-	\$	3,228,000	\$	-	\$	3,228,000	99
Change from 2023-24 Budget						\$		0	-
Percent Change								0.0 %	

The Neighborhood Council Fund is administered by the City Clerk on behalf of NCs as part of the funding program. It provides funding to certified NCs for operation and neighborhood improvement purposes designated by each NC. In accordance with Administrative Code Section 22.810.1(g), money appropriated in the budget each year for certified NCs shall be placed in the Neighborhood Council Fund for costs related to the functions, operations, and duties of being a certified NC.

If an NC enrolls during a fiscal year, the appropriation is prorated based on the quarter during which the NC became eligible for funding and upon which its full board has been selected. Any unspent funds remaining in the Neighborhood Council Fund at the end of the fiscal year will be used to reduce the General Fund appropriation the following year. NCs have the ability to roll over a non-cumulative maximum of \$10,000 in any given fiscal year. As a result of this roll over process, it is assumed that there will not be any unspent funds to reduce the General Fund appropriation for 2024-25.

There are currently 99 certified NCs and an appropriation of \$3,168,000 is proposed for 2024-25 to provide each NC with an allocation of \$32,000. With an additional \$60,000 for translation funding, the total General Fund appropriation for 2024-25 is \$3,228,000.

Total required for 99 NCs and translation:	\$3,228,000
Estimated Available Balance on July 1:	<u>\$ -</u>
General Fund Appropriation for 2024-25:	<u>\$3,228,000</u>

THIS PAGE INTENTIONALLY LEFT BLANK

PROPOSITION A LOCAL TRANSIT ASSISTANCE FUND

BASIS FOR THE PROPOSED BUDGET

The 2024-25 Proposed Budget for the Proposition A Local Transit Assistance (Proposition A) Fund relates to current year funding as follows:

	Amount	% Change
2023-24 Adopted Budget	\$ 258,864,698	
2024-25 Proposed Budget	\$ 217,079,146	
Change from 2023-24 Budget	\$ (41,785,552)	(16.1%)

Approved by the voters in November 1980, Proposition A imposes a one-half cent sales tax for the planning, administration, and operation of public transportation programs. Proposition A funds are distributed Countywide as follows: 40 percent for discretionary and incentive projects, 35 percent for rail transit, and 25 percent for local return. Local Return revenue is allocated to cities based on population. Proposed appropriations comply with the Proposition A Local Return Program Guidelines adopted by the Los Angeles Metropolitan Transportation Authority (Metro), which administers this Program.

The Proposition A Schedule is balanced for 2024-25 by eliminating a total of \$110.2 million of prior-year appropriations, including transit operations expansion (\$35.4 million) and transit operations (\$48.4 million), shifting the City Three Percent Measure R match contribution (\$24.9 million) and Bikeshare Operations and Maintenance (\$3.0 million) to other special funds, and including funding adjustments to various continuing items. Funding is also provided for the increase to bus driver salaries as approved by the Council in April 2024. Additionally, the Proposition A Schedule assumes fare collection will resume on January 1, 2025. The required level of funding of transit service is approximately \$289 million annually and the annual ongoing revenue within the Proposition A Fund is approximately \$204 million, resulting in an structural deficit of approximately \$95 million annually. The Department of Transportation is updating a Transit Services Analysis to be submitted to the Mayor and Council that will include options to resolve the ongoing structural deficit in future years.

BUDGET HIGHLIGHTS

- Funding for Transit Operations consolidates appropriations for Commuter Express, DASH, and Cityride transit and includes partial funding for various proposed transit options.
- Funding is provided for the replacement of Commuter Express buses.
- Funding is provided to address equipment deficiencies that were included in the Federal Transit Administration triennial audit.

Proposition A Local Transit Assistance Fund

REVENUE	2023-24 Adopted Budget	2024-25 Proposed Budget
Cash Balance, July 1	\$ 221,651,630	\$ 324,136,780
Less: Prior Year's Unexpended Appropriations	<u>171,959,536</u>	<u>319,319,375</u>
Balance Available, July 1	49,692,094	4,817,405
County Grants	-	7,952,051
Farebox Revenue	545,500	5,000,000
Lease and Rental Fees	2,000	3,000
Proposition A Local Transit Tax	110,388,764	105,927,977
Reimbursements from Other Agencies	79,767,896	76,829,715
State Grants	-	2,346,091
Other Receipts	6,367,859	5,983,607
Advertising	968,750	-
Metro Additional Support for Bus Operations- Measure R	4,907,220	-
Metro Bus Passes	160,127	-
Interest	6,064,488	8,219,300
Total Receipts	<u>\$ 209,172,604</u>	<u>\$ 212,261,741</u>
Total Revenue	<u>\$ 258,864,698</u>	<u>\$ 217,079,146</u>

Proposition A Local Transit Assistance Fund

	2023-2024 Adopted Budget	2024-2025 Proposed Budget
DEPARTMENTAL APPROPRIATIONS		
Aging - Funds are provided for staff to administer the Multi-Purpose Centers Shuttle Program.	\$ 491,540	\$ 501,032
Controller - Funds are provided for Proposition A administration.	120,235	128,082
Council - Funds are provided for Proposition A administration.	80,136	80,136
Personnel - Funds are provided for staffing to enhance human resources support for eligible programs and initiatives coordinated by the Department of Transportation.	145,634	145,435
Contract Administration - Funds are provided for construction inspection services.	134,182	141,941
Street Services - Funds are provided for the installation of bus pads and for the installation and improvement of bus stop landings and curb ramps by City staff.	2,403,707	2,108,077
Transportation - Funds are provided for administration of City mass transit services and other Proposition A related activities.	6,610,612	6,376,853
Subtotal Departmental Appropriations	<u>\$ 9,986,046</u>	<u>\$ 9,481,556</u>
CITY TRANSIT SERVICES		
Facility Lease - Funds are provided for a Caltrans lease for a joint layover facility.	\$ 724,952	\$ 558,248
Marketing City Transit Program - Funds are provided for customer service and marketing of City transit services.	3,000,000	1,577,342
Reimbursement for Metro Bus Pass Sales – Funds are provided in order to reimburse Metro. The Transit Store sells bus passes and the proceeds are deposited into City accounts.	160,127	125,427
Transit Operations - Funds are provided for DASH, Commuter Express, and Cityride transit operations, including fuel reimbursements.	\$ 163,765,410	\$ 151,373,073
Transit Sign Production and Installation - Funds are provided to replace signage at DASH and Commuter Express bus stops.	420,000	341,313
Transit Store - Funds are provided for the operation of the Transit Store which is a central information outlet for transit services. The store provides information, sells tickets, Metro fare media and passes, and handles customer service complaints.	2,500,000	1,200,000

Proposition A Local Transit Assistance Fund

	2023-2024 Adopted Budget	2024-2025 Proposed Budget
Universal Fare System - Funds were provided to purchase the necessary equipment to remove Transit Access Pass (TAP) from old buses and reinstall TAP on replacement buses for DASH and Commuter Express.	1,400,000	-
Subtotal City Transit Service	<u>\$ 171,970,489</u>	<u>\$ 155,175,403</u>
SPECIALIZED TRANSIT		
Bikeshare Operations and Maintenance - Funds are provided to support the operations and maintenance cost for the Bikeshare Pilot Program established as part of a Regional Program implemented with Metro. Funds are also provided within the Measure M Local Return Fund (\$3,033,030).	\$ 8,500,000	\$ 5,966,970
Cityride Fare Card. Funds are provided to reimburse taxi and private van companies providing services to senior citizens and individuals with disabilities.	2,780,000	2,780,000
Cityride Fleet Replacement – Funds were provided to replace fleet vehicles for the Senior Cityride Program.	8,090,000	-
Paratransit Program Coordination Services - Funds are provided for Cityride program services, including registration, distribution of transit scrip, collection of revenue, and automation.	2,500,000	1,497,024
Senior Cityride Program - Funds are provided for the operation of door-to-door transit service for seniors and disabled individuals. This Program is based at the Department of Aging’s Senior Multipurpose Centers.	3,708,000	3,708,000
Senior Youth/Transportation Charter Bus Program - Funds are provided for contracted charter bus trips scheduled by the Mayor’s Office and Council Offices for recreational and educational purposes.	890,000	960,000
Youth Program Bus Services – Recreation and Parks - Funds are provided for youth program bus services to Department of Recreation and Parks facilities.	500,000	500,000
Subtotal Specialized Transit	<u>\$ 26,968,000</u>	<u>\$ 15,411,994</u>

Proposition A Local Transit Assistance Fund

	2023-2024 Adopted Budget	2024-2025 Proposed Budget
TRANSIT CAPITAL		
Commuter Express – Fleet Replacement – Funds are provided for the replacement of buses.	-	14,008,000
Facility Upgrades for Electrification - Funds were provided to support additional facility upgrades at the Bus Facility Transit Yards.	4,295,374	-
Inspection Travel Fleet Representative Procurement - Funds are provided for travel expenses to inspect new fleet vehicles.	15,000	15,000
Vision Zero Bus Stop Security Lighting - Funds were provided for lighting improvements at bus stops on or near the High Injury Network to improve public safety.	495,000	-
Subtotal Transit Capital	<u>\$ 4,805,374</u>	<u>\$ 14,023,000</u>
TRANSIT FACILITIES		
Transit Facility State of Good Repair - Funds are provided to address facility and equipment deficiencies that were included in the Federal Transit Administration triennial audit.	-	6,044,700
Transit Facility Security and Maintenance - Funds are provided for various maintenance and minor capital improvement projects at City-owned and maintained transit facilities. Funds are also provided for security at City transit stations and five Metrolink stations.	\$ 3,417,265	\$ 3,393,520
Subtotal Transit Facilities	<u>\$ 3,417,265</u>	<u>\$ 9,438,220</u>
SUPPORT PROGRAMS		
Matching Funds - Measure R Projects/LRTP/30-10 – Three percent in matching funds was provided as part of the match contribution for regional Measure R subway and rail construction projects which are constructed within City limits. Funds are provided in the Measure R (\$12,461,242) and Measure M Fund (\$12,521,758) for this purpose.	\$ 25,000,000	\$ -
Eco Rapid Transit JPA - Funds were provided for the Joint Powers Authority annual membership with Eco Rapid Transit for the West Santa Ana Transit Corridor Project.	69,567	-
Memberships and Subscriptions – Funds are provided for membership and subscription fees.	35,000	41,000
Office Supplies – Funds are provided for the purchase of office supplies.	15,000	15,000
Project Match Funds – Funds were provided for the match contribution.	30,000	-

Proposition A Local Transit Assistance Fund

	2023-2024 Adopted Budget	2024-2025 Proposed Budget
Ride and Field Checks - Funds were provided for an objective third party to perform Ride and Field checks for transit vehicles, which will standardize reporting and remove potential conflicts of interest.	2,000,000	-
Technology and Communications Equipment - Funds are provided for a computer and server replacement program.	130,000	130,000
Transit Bus Communications - Funds are provided to install cellular service, wireless service, and bus arrival information on buses.	-	537,800
Transit Bus Security Services - Funds are provided for the Los Angeles Police Department to provide transit security on DASH buses. Prior to 2016-17, this service was provided by the Los Angeles County Sheriff, and funding was directly allocated by Metro to the County.	1,400,000	2,524,222
Transit Operations Consultant – Funds are provided for internal review of current fleet yards, bus stop amenities, driver safety, and the development of an electrification plan for the transit fleet.	1,000,000	600,000
Transit Bus Communications - Funds were provided to install cellular service, wireless service, and bus arrival information on buses.	1,700,000	-
Transportation Grant Fund Matching Funds - Funds were provided for eligible Transportation Grant Fund projects.	500,000	-
Travel and Training - Funds are provided for various transit-related conferences and training programs.	50,000	50,000
Vehicles for Hire Technology Upgrades. Funds are provided for third party cloud based hosting and maintenance support for the Taxicab, Ambulance, and Vehicles for Hire Information System. This system will streamline the permitting process for taxicab and non-taxicab drivers, including City Transit Bus Drivers.	30,000	30,000
Reimbursement for General Fund Costs. Funds are provided to reimburse the General Fund for fringe, central services, and department administration and support.	9,757,957	9,620,951
Subtotal Support Programs	<u>\$ 41,717,524</u>	<u>\$ 13,548,973</u>
TOTAL APPROPRIATIONS	<u>\$ 258,864,698</u>	<u>\$ 217,079,146</u>

PROPOSITION C ANTI-GRIDLOCK TRANSIT IMPROVEMENT FUND

BASIS FOR THE PROPOSED BUDGET

The 2024-25 Proposed Budget for the Proposition C Anti-Gridlock Transit Improvement (Proposition C) Fund relates to current year funding as follows:

	Amount	% Change
2023-24 Adopted Budget	\$ 153,229,021	
2024-25 Proposed Budget	\$ 139,689,503	
Change from 2023-24 Budget	\$ (13,539,518)	(8.8%)

The Proposition C Fund receives revenue from the one-half cent sales tax increase approved by County of Los Angeles voters in 1990. The funds are allocated Countywide on a per-capita basis and may be used for public transit, paratransit, and the repair and maintenance of streets used by public transit. The Los Angeles Metropolitan Transportation Authority (Metro) approved guidelines for Proposition C funds reflect a distribution of funding as follows:

Discretionary	40%
Transit-Related Highway Improvements	25%
Local Return (Allocation to Jurisdictions)	20%
Commuter Rail	10%
Security	5%

BUDGET HIGHLIGHTS

- One-time funding is provided for projects under the Capital and Technology Improvement Expenditure Program and other programs as detailed under Other Special Purpose Fund Appropriations below.
- Metro Annual Work Program: Funding is provided to City departments for salaries and expense costs associated with the Metro Annual Work Program. All expenses are reimbursed by Metro. The Metro Annual Work Program includes transportation projects which are part of the America Fast Forward Initiative (also known as the Measure R 30/10 Initiative) and the Measure M 28 by 28 Program. Funding is also provided to various City departments to support the Metro Purple Line Expansion, which is under construction.
- Transportation Grant Fund Work Program: Front funding is provided to City departments for salaries and expense costs associated with transportation grant funded projects.

Proposition C Anti-Gridlock Transit Improvement Fund

REVENUE	2023-24 Adopted Budget	2024-25 Proposed Budget
Cash Balance Available, July 1	\$ 63,766,143	\$ 55,932,241
Less: Prior Year's Unexpended Appropriations	<u>16,251,032</u>	<u>20,380,256</u>
Balance Available, July 1	\$ 47,515,111	\$ 35,551,985
Construction Traffic Management Fee	361,957	500,000
Reimbursement from Other Agencies - Metro Annual Work Program Salary Reimbursement	8,041,766	8,041,766
Proposition C Local Transit Tax – Local Return	91,564,575	87,864,469
Interest Transfer from Transportation Grant Fund	707,841	-
Reimbursement from Other Funds	-	6,000,000
Transportation Grant Salary Reimbursement	3,532,784	-
Other Receipts	-	150,000
Interest	1,504,987	1,581,283
Total Receipts	<u>\$ 105,713,910</u>	<u>\$ 104,137,518</u>
Total Revenue	<u>\$ 153,229,021</u>	<u>\$ 139,689,503</u>

Proposition C Anti-Gridlock Transit Improvement Fund

	2023-24 Adopted Budget	2024-25 Proposed Budget
DEPARTMENTAL APPROPRIATIONS		
City Administrative Officer - Funds are provided for administration.	\$ 90,670	\$ 95,096
City Attorney - Funds are provided for legal services.	236,382	257,313
City Planning – Funds are provided for support of the Metro Annual Work Program.	-	87,707
General Services - Funds are provided for materials testing for street resurfacing projects funded through Proposition C.	747,558	739,720
Mayor - Funds are provided for a Metro liaison position.	141,363	141,363
Personnel - Funds are provided to enhance human resources support for eligible programs and initiatives coordinated by the Department of Transportation.	379,898	387,291
Public Works		
Board of Public Works - Funds are provided for continued support of the Metro Annual Work Program.	158,531	174,383
Bureau of Contract Administration - Funds are provided for contract compliance and construction inspection for the Transportation Grant Fund Annual Work Program and the Metro Annual Work Program.	4,729,540	3,741,142
Bureau of Engineering - Funds are provided for the Automated Traffic Surveillance and Control (ATSAC) Center and adaptive traffic control system (ATCS) programs (signal timing engineering), the Transportation Grant Fund Annual Work Program, the Metro Annual Work Program, and other eligible projects.	8,733,149	10,041,199
Bureau of Street Lighting - Funds are provided for design of transit related projects such as transit shelter security lighting and streetscape projects. Funds will support plan check reviews for traffic signal projects, the Transportation Grant Fund Annual Work Program, and the Metro Annual Work Program.	3,081,782	3,440,663
Bureau of Street Services - Funds are provided for street improvements and transit enhancement projects relative to the Transportation Grant Fund Annual Work Program, Metro Call for Projects, Metro Annual Work Program and Safe Routes to School Program.	14,735,310	14,989,199
Transportation - Funds are provided for salaries and expenses in the Transportation Grant Fund Annual Work Program, the Metro Annual Work Program, ATSAC and ATCS signal maintenance, and various other programs.	42,689,326	44,641,285
General City Purposes - Funds are provided to pay a portion of the City's Southern California Association of Governments annual membership.	30,000	30,000
Subtotal Departmental Appropriations	\$ 75,753,509	\$ 78,766,361

Proposition C Anti-Gridlock Transit Improvement Fund

	2023-24 Adopted Budget	2024-25 Proposed Budget
OTHER SPECIAL PURPOSE FUND APPROPRIATIONS		
CTIEP – Physical Plant - Funds were provided for the following projects in the Capital and Technology Improvement Expenditure Program (CTIEP) – Physical Plant: Erosion Control for Hillside Damage (FY 23-24) (\$3,500,000), Hollywood Walk of Fame (\$4,000,000), La Cienega Boulevard Streetscape (\$112,000), Speed Table for 5600 Block - Aldama St (\$200,000), and Sunset Plaza (\$357,248).	\$ 8,169,248	\$ -
NoHo Plaza People Streets – Funds were provided to support the Noho Plaza People Streets public pedestrian space.	300,000	-
Urban Transit Amenities – Street Furniture – Funds were provided for transit amenities, such as transit shelters, in high-need and underserved communities.	8,000,000	-
Street Design Manual – Funds were provided for the Bureau of Engineering update the Street Design Manual.	750,000	-
Subtotal Other Special Purpose Fund Appropriations	<u>\$ 17,219,248</u>	<u>\$ -</u>
TRANSPORTATION DEMAND MANAGEMENT SYSTEM		
Bicycle Path Maintenance - Funds were provided for Citywide bike path maintenance.	\$ 1,306,768	\$ -
Bicycle Plan/Program - Other - Funds were provided for the promotion of bicycle programs as an alternate mode of transportation.	150,000	-
Los Angeles Neighborhood Initiative - Funds were provided to assist with the revitalization of transit-oriented neighborhoods through public and private partnerships.	550,000	-
School, Bike, and Transit Education - Funds were provided for a public education and outreach program that focused on alternative modes of transportation and air quality issues. This allocation provided \$150,000 for the Bicycle Safety and Education Program and \$150,000 for the Commuter Safety Program.	300,000	-
School Speed Limit Updates – Funds were provided to implement 15 Mile Per Hour school zones at up to 200 schools as authorized under the California Vehicle Code.	750,000	-
Subtotal Transportation Demand Management System	<u>\$ 3,056,768</u>	<u>\$ -</u>

Proposition C Anti-Gridlock Transit Improvement Fund

	2023-24 Adopted Budget	2024-25 Proposed Budget
TRANSIT INFRASTRUCTURE AND CAPITAL		
Light-Emitting Diode (LED) Replacement Modules - Funds were provided to replace LED modules installed in traffic control lights and pedestrian crosswalks.	\$ 2,000,000	\$ -
Paint and Sign Maintenance - Funds were provided to support the purchase of paint and sign maintenance equipment and supplies for striping and pavement markings for City streets.	3,471,186	-
Traffic Signal Supplies - Funds were provided to support the purchase of traffic signal supplies.	5,405,855	-
Subtotal Transit Infrastructure and Capital	<u>\$ 10,877,041</u>	<u>\$ -</u>
SUPPORT PROGRAMS		
Technology and Communications Equipment - Funds were provided for replacement computers, equipment, and routine communications service requests for staff.	\$ 100,000	\$ -
Travel and Training	40,000	-
Reimbursement of General Fund Costs - Funds are provided to reimburse the General Fund for fringe benefits, central services, and department administration and support.	46,182,455	60,923,142
Subtotal Support Programs	<u>\$ 46,322,455</u>	<u>\$ 60,923,142</u>
TOTAL APPROPRIATIONS	<u>\$ 153,229,021</u>	<u>\$ 139,689,503</u>

THIS PAGE INTENTIONALLY LEFT BLANK

ROAD MAINTENANCE AND REHABILITATION PROGRAM SPECIAL FUND

BASIS FOR THE PROPOSED BUDGET

The 2024-25 Proposed Budget for the Road Maintenance and Rehabilitation Program Special Fund, otherwise known as the Senate Bill 1 (SB 1) Fund, relates to the current year funding as follows:

	Amount	% Change
2023-24 Adopted Budget	\$ 99,750,455	
2024-25 Proposed Budget	\$ 125,767,918	
Change from 2023-24 Budget	\$ 26,017,463	26.1%

Enacted in 2017, SB 1, “The Road Repair and Accountability Act,” provides funding to cities and counties to address basic road maintenance, rehabilitation, and critical safety needs on the state highway system and the local street and road system. SB 1 increases per gallon fuel excise taxes, diesel fuel sales taxes, and vehicle registration fees and provides inflationary adjustments to fuel tax rates in future years.

Pursuant to Streets and Highways Code Section 2030, the use of SB 1 funds includes, but is not limited to the following:

- Road maintenance and rehabilitation;
- Safety projects;
- Railroad grade separations;
- Complete street components, including active transportation purposes, pedestrian and bicycle safety projects, transit facilities, and drainage and stormwater capture projects in conjunction with any other allowable project; and,
- Traffic control devices.

In order to receive the upcoming fiscal year’s apportionment of SB 1 fund, the City must annually adopt and submit a planned list of projects to be funded with SB 1 funds no later than July 1st of any given year to the California Transportation Committee (CTC). In addition, the City must submit an annual report of street or road expenditures made during the preceding fiscal year to the CTC no later than December 1st of the following year.

BUDGET HIGHLIGHTS

- Road repair and rehabilitation – Funds are provided to reconstruct concrete streets and the application of Cool Pavement treatments to prevent further deterioration in the overall condition of the City street system.
- Safety Projects – Funds are provided for street safety projects along Vision Zero High Injury Network corridors including traffic signal installations, speed feedback sign installation and maintenance, pedestrian refuge island implementation, and sidewalk repair to safely separate vehicle and pedestrian traffic.
- Capital and Technology Improvement Expenditure Program – Funds are provided for 38 street-related projects, including five flood control projects and one street lighting project to improve the safety of pedestrians and vehicles.

Road Maintenance and Rehabilitation Program Special Fund

	2023-24 Adopted Budget	2024-25 Proposed Budget
REVENUE		
Cash Balance, July 1	\$ 218,688,536	\$ 288,506,143
Less:		
Prior Year's Unexpended Appropriation	<u>212,983,473</u>	<u>265,770,225</u>
Balance Available, July 1	\$ 5,705,063	\$ 22,735,918
Receipts		
State Gasoline Tax – SB 1	90,545,392	99,532,000
Interest	<u>3,500,000</u>	<u>3,500,000</u>
Total Receipts	\$ <u>94,045,392</u>	\$ <u>103,032,400</u>
Total Available Balance	<u>\$ 99,750,455</u>	<u>\$ 125,767,918</u>

Road Maintenance and Rehabilitation Program Special Fund

	2023-24 Adopted Budget	2024-25 Proposed Budget
DEPARTMENTAL APPROPRIATIONS		
Board of Public Works - Funds are provided for accounting support.	\$ 77,146	\$ 85,397
Transportation - Funds are provided to support traffic signal projects.	-	52,911
Subtotal Departmental Appropriations	<u>\$ 77,146</u>	<u>\$ 138,308</u>

SPECIAL PURPOSE FUND APPROPRIATIONS

Capital and Technology Improvement Expenditure Program – Physical Plant - Funds are provided for the design and construction of various street projects, flood control projects, and safety-related lighting projects.	71,918,954	81,099,369
Automatic Traffic Surveillance and Control System Maintenance - Funds are provided for ongoing maintenance requirements such as camera maintenance and replacement, replacement of items such as transceivers, receivers, servers, and fusion splicers, repair of trunk line breaks, software licensing, wireless and telephone drop connections, video wall maintenance, hub maintenance and replacement, and video central switcher maintenance.	-	5,000,000
Concrete Streets - Funds are provided for the reconstruction of concrete streets Citywide. Funds are also provided in the Measure M Local Return Fund (\$1,100,000).	1,000,000	1,000,000
Cool Pavement – Funds are provided for the application of Cool Pavement treatments to prevent further deterioration of the roadway.	4,000,000	1,000,000
Sidewalk Repair Access Request Acceleration - Funds were provided for the acceleration of sidewalk repair to safely separate vehicular and pedestrian traffic in compliance with the ADA.	5,000,000	-
Sidewalk Repair Contractual Services - Funds are provided for sidewalk repair to safely separate vehicular and pedestrian traffic in compliance with the ADA.	-	5,598,185
Sidewalk Repair Engineering Consulting Services - Funds are provided to pay for engineering consulting services for sidewalk repair work.	-	3,000,000
Vision Zero Corridor Projects - Funds were provided for street safety projects along High Injury Network (HIN) corridors, including speed feedback sign installation and maintenance and pedestrian refuge island implementation as needed. Funds for this purpose were also provided in the Measure M Local Return Fund (\$8,824,095).	10,701,450	-
Vision Zero Traffic Signals - Funds were provided to install traffic signals along HIN corridors and reduce the backlog of traffic signals.	6,771,511	-

Road Maintenance and Rehabilitation Program Special Fund

	2023-24 Adopted Budget	2024-25 Proposed Budget
Vision Zero Traffic Signals Support - Funds were provided for the Bureau of Street Lighting to support the traffic signal construction workload for new traffic signals Citywide.	281,394	-
Vision Zero Projects - Funds are provided for street safety projects to reduce traffic fatalities Citywide.	-	28,932,056
Subtotal Special Purpose Fund Appropriations	<u>\$ 99,673,309</u>	<u>\$ 125,629,610</u>
TOTAL APPROPRIATIONS	<u>\$ 99,750,455</u>	<u>\$ 125,767,918</u>

SEWER CONSTRUCTION AND MAINTENANCE FUND

BASIS FOR THE PROPOSED BUDGET

The 2024-25 Proposed Budget for the Sewer Construction and Maintenance Fund (SCM) relates to current year funding as follows:

	Amount	% Change
2023-24 Adopted Budget	\$ 1,269,570,501	
2024-25 Proposed Budget	\$ 1,152,581,000	
Change from 2023-24 Budget	\$ (116,989,501)	(9.2%)

The SCM funds the Clean Water Program (CWP), which serves over four million people in the City of Los Angeles and 29 contract cities, encompassing a service area of approximately 600 square miles. CWP operations include sewage conveyance and treatment, water reclamation, industrial sewage management, environmental monitoring, and a capital program. The wastewater collection and treatment system is operated and maintained by the Bureau of Sanitation and includes 6,700 miles of sewers, 49 pumping plants, three water reclamation plants, and one treatment plant.

All properties that use the City's sewer system pay a Sewer Service Charge (SSC), which determines sewage volume by multiplying water usage by the SSC rate. Revenue is deposited into the SCM and is used to support ongoing maintenance and capital improvements for the sewer system. In addition to SSC revenues, the SCM was converted into an enterprise fund in order to support revenue bonds. A number of separate funds were created to properly account for revenues and expenditures and interest earnings on bond proceeds.

The Adopted Budget for SCM includes the Clean Water Capital and Technology Improvement Expenditure Program (\$226,871,000) and the related capital labor and expense costs (\$118,507,458). Also included are the costs of operating and maintaining the Clean Water System (\$486,897,810), payment of debt service on Wastewater System Revenue Bonds (\$254,500,482), a 45-day operating reserve (\$59,658,634), and various other expenses (\$6,145,616).

BUDGET HIGHLIGHTS

- The Bureau of Sanitation continues to implement upgrades at the Hyperion Water Reclamation Plant. Funding for improvements at the plant in 2024-25 total \$44.4 million and include \$3.5 million for the headworks overflow bypass.
- Revenues from the sewer service charge are estimated to increase by 18.0 percent over 2023-24 revenues. This reflects anticipated rate adjustments that will occur during 2024-25. The last rate adjustment for this fund occurred in 2020.

Sewer Construction and Maintenance Fund

	2023-24 Adopted Budget	2024-25 Proposed Budget
Balance Available, July 1	\$ 199,467,263	\$ 17,429,890
Receipts:		
Additional Revenue Debt	294,572,664	239,246,428
Build America Bonds and Recovery Zone Economic Development Bond (BABs and RZEDB) Refunds	5,555,593	5,555,593
General Fund	--	21,126,025
Industrial Waste Surcharge	19,680,000	19,699,700
Revenue from Green Acres Farm	3,000,000	3,000,000
Revenue from Recycled Water Sales	6,003,400	6,146,000
Reimbursement from Other Agencies	34,140,000	118,700
Reimbursement from Other Funds	100,000	9,040,000
Repayment of Loans	7,464,581	223,000
Sewer Service Charges	636,682,000	751,545,664
Sewage Disposal Contracts		
Operations and Maintenance	29,400,000	38,000,000
Capital	12,000,000	17,000,000
Sewerage Facilities Charge	13,000,000	13,000,000
Other Receipts	7,380,000	3,700,000
Interest	1,125,000	7,750,000
Total Receipts	<u>\$ 1,070,103,238</u>	<u>\$ 1,135,151,110</u>
Total Available Balance	<u>\$ 1,269,570,501</u>	<u>\$ 1,152,581,000</u>

Available cash balance at July 1 reflects funds that are projected to be unobligated from prior years which are available for appropriation in the budget and excludes restricted funds that are not available to fund appropriations such as the Debt Service Reserve Fund, Emergency Fund, 2024-25 operating reserve, 50 percent cash reserve for the 2023-24 Capital and Technology Improvement Expenditure Program (CTIEP), and various bond rebate funds.

Sewer Construction and Maintenance Fund

2023-24 **2024-25**
Adopted Budget **Proposed Budget**

DEPARTMENTAL APPROPRIATIONS

SCM funds are allocated to cover the cost of Clean Water Program activities in various City departments, offices, and bureaus, including related costs. Variances reflect the net impact of cost-of-living salary adjustments, changes in overhead rates, and position additions or reductions.

City Administrative Officer – Budget, financial, and administrative services.	\$ 795,661	\$ 849,509
City Attorney – Legal and litigation services.	1,090,301	1,171,749
City Clerk – Claims analysis and processing.	36,233	36,886
Controller – General support for billings, payments, and payroll.	310,716	256,320
Emergency Management – Emergency management coordination.	54,599	58,429
Finance – Special billing, collection of fees, and debt issuance services.	530,469	540,420
General Services – Fleet services, fuel, materials testing, warehouse services, mail, and messenger services.	8,395,308	7,889,526
Information Technology – 3-1-1 Call Center services.	164,040	165,969
Mayor – Environmental sustainability coordination.	27,053	27,053
Personnel – Personnel selection and occupational safety services.	2,561,796	2,539,435
Police – Public safety personnel in Clean Water facilities.	1,795,921	1,802,384
Public Works		
Board of Public Works – General oversight of the Department of Public Works, accounting support, and personnel services.	3,567,759	3,148,159
Bureau of Contract Administration – Construction inspection services.	11,919,882	12,010,961
Bureau of Engineering – Design and construction management services.	48,950,336	48,250,810
Bureau of Sanitation – Planning, operation, and coordination services.	160,492,417	157,583,194
Bureau of Street Lighting – Design review for secondary sewer replacement projects.	230,008	240,445
Transportation – Traffic control, review of plans, and related duties connected with major sewer construction.	574,798	577,527
General City Purposes – Southern California Association of Governments membership and Discovery Cube educational services.	660,040	480,000

Sewer Construction and Maintenance Fund

	2023-24 Adopted Budget	2024-25 Proposed Budget
Reimbursement of General Fund Costs – Includes fringe benefits, central services, and/or department administration and support costs.	119,834,059	106,333,210
Subtotal Department Appropriations	<u>\$ 361,991,396</u>	<u>\$ 343,961,986</u>

EXPENSE AND EQUIPMENT ITEMS

In accordance with enterprise fund operations, expense and equipment items are budgeted for expenditure directly from the SCM for the following departments. Variances are due to cost escalation for supplies and contracts.

Bureau of Contract Administration – Equipment and expense.	\$ 71,300	\$ 74,669
Bureau of Engineering – Contracts, equipment, and expense.	1,524,500	1,596,533
Bureau of Sanitation – Contractual services, field equipment expenses, operating supplies, administrative supplies, furniture, equipment, and security improvements. This amount also includes accounting charges for discontinued capital projects.	167,189,528	192,610,569
Capital Finance Administration – Debt service contribution for the Public Works Building.	2,522,307	2,522,604
Department of Water and Power Fees – Funds are provided for the costs of billing and collection of the Sewer Service Charge.	2,980,800	2,980,800
General Services – Office leases, laboratory expenses, replacement vehicles, and miscellaneous expenses.	10,323,580	6,701,080
Liability Claims – Funds are provided for damage claims made by residents against the City for repair costs resulting from the City's sewer system.	5,370,072	5,370,072
Sewer Connection Financial Assistance Program – Funds are provided to assist property owners with the repair or replacement of sewer laterals and to assist owners to properly abandon their on-site wastewater treatment system and connect to the City's sewer system where feasible.	250,000	250,000
Sewer Service Charge Refunds – Funds are provided for refunds issued to residents in the event of Sewer Service Charge overbilling.	500,000	500,000
Street Damage Restoration Fee – Funds are provided for street resurfacing costs related to sewer construction.	3,000,000	3,000,000

Sewer Construction and Maintenance Fund

	2023-24 Adopted Budget	2024-25 Proposed Budget
Utilities – Gas, water, electricity, and telephone expenses at plants and field locations.	26,447,356	45,700,730
Subtotal Expense and Equipment	<u>\$ 220,179,443</u>	<u>\$ 261,307,057</u>

CAPITAL AND TECHNOLOGY IMPROVEMENT EXPENDITURE PROGRAM (CTIEP)

Clean Water CTIEP – Funds are provided for various sewer capital and infrastructure projects.	\$ 369,000,000	\$ 226,871,000
Subtotal Capital Improvement Expenditure Program	<u>\$ 369,000,000</u>	<u>\$ 226,871,000</u>

BOND REQUIREMENTS

45-day Operation and Maintenance Reserve	\$ 54,893,297	\$ 59,658,634
Bond Issuance Costs	3,000,000	3,000,000
Debt Service	257,235,365	254,500,483
Insurance Reserve	3,000,000	3,000,000
Insurance and Bond Premium	271,000	281,840
Subtotal Bond Requirements	<u>\$ 318,399,662</u>	<u>\$ 320,440,957</u>
Total Sewer Construction and Maintenance Fund	<u>\$ 1,269,570,501</u>	<u>\$ 1,152,581,000</u>

THIS PAGE INTENTIONALLY LEFT BLANK

SIDEWALK REPAIR PROGRAM

BASIS FOR THE PROPOSED BUDGET

The 2024-25 Proposed Budget for the Sidewalk Repair Program relates to current year funding as follows:

	General Fund	Special Funds*	Other Funds**	Total
2023-24 Adopted Budget	\$ 24,552,738	\$ 35,987,705	\$ 960,000	\$ 61,500,443
2024-25 Proposed Budget	\$ 13,695,344	\$ 20,995,399	\$ 1,052,257	\$ 35,743,000
Change from 2023-24 Budget	\$ (10,857,394)	\$ (14,992,306)	\$ 92,257	\$ (25,757,443)
Percent Change	(44.22%)	(41.66%)	9.61%	(41.88%)

*In 2024-25, Special Funds include \$4,316,364 provided in the Measure R Traffic Relief and Rail Expansion Fund; \$9,000,572 provided in the SB1 Maintenance and Rehabilitation Fund; \$1,682,324 provided from the Local Transportation Fund, and \$5,996,139 in the Sidewalk Repair Fund.

** In 2024-25, Other Funds consist of projects funded by the proprietary departments (Harbor Department) for repairs to sidewalks and pedestrian facilities adjacent to their property locations. The amount is reported by each proprietary department and budgeted separately from the City budget. The amounts anticipated to be spent by these departments are provided for informational purposes only.

The Mayor and Council approved a Settlement Agreement related to the class action lawsuit, *Willits v. the City of Los Angeles*, in 2014-15. Court approval of the Settlement Agreement was finalized on August 25, 2016. 2024-25 will be the eighth year of the compliance period.

The terms of the Settlement Agreement require the City to:

- Commit \$31,000,000 per year (adjusted every five years to maintain the present value) for 30 years to be used for access improvements and barrier removal, excluding new construction and alterations. In 2024-25, the eighth year of the compliance period, the overall program obligation is \$35,743,000;
- Prioritize and address pedestrian facility improvements as follows:
 1. City of Los Angeles government offices and facilities;
 2. Transportation corridors;
 3. Hospitals, medical facilities, assisted living facilities, and other similar facilities;
 4. Places of public accommodation such as commercial and business zones;
 5. Facilities containing employers; and,
 6. Other areas, such as residential neighborhoods and undeveloped areas;
- Spend at least \$7.149 million on Access Requests and \$5.0 million on curb ramp repair and installation from the annual \$35,743,000 commitment; and,
- Allow the Willits Settlement Plaintiffs to conduct semi-annual inspections of the City’s drawings and/or designs.

BUDGET HIGHLIGHTS

- Funds are provided to meet the City's annual commitment and spending requirements on the Access Request Program and on curb ramp installations, inclusive of direct costs and fringe benefits.
- Funds are provided to repair sidewalks at City libraries.

DEPARTMENT OF WATER AND POWER AND LIBRARY DEPARTMENT SIDEWALK REPAIR WORK

- In 2024-25, funds are provided to perform sidewalk repair work for the Department of Water and Power (DWP) and the Library Department. Reimbursement of \$1,000,000 for this work is included as General Fund revenue (\$500,000 from DWP and \$500,000 from the Library Department).

Sidewalk Repair Program

	2023-24 Adopted Budget	2024-25 Proposed Budget
--	------------------------------	-------------------------------

DEPARTMENTAL APPROPRIATIONS

Funds are provided to various City departments to support the direct cost of sidewalk repair activities. Unless otherwise stated, all funding is provided by the Sidewalk Repair Fund.

City Attorney – Funds are provided for legal advice relating to the California Environmental Quality Act and the Federal Americans with Disabilities Act and support for the Sidewalk Repair Program.	\$ 80,108	\$ 85,599
--	-----------	-----------

Disability – Funds are provided for a Sidewalk Repair Program liaison to assist the Department of Public Works in the prioritization of projects and the creation of a tracking system of accessibility requirements for the City’s Sidewalk Repair Program.	64,417	38,838
---	--------	--------

General Services – Funds are provided for materials testing support services for the sidewalk repair work performed by the Bureau of Street Services.	78,834	76,521
--	--------	--------

Public Works

Board of Public Works – Funds are provided for direct accounting support for the Sidewalk Repair Fund and for the Sidewalk Repair Incentive Program.	182,982	191,360
---	---------	---------

Bureau of Contract Administration – Funds are provided for construction inspection and contract compliance for sidewalk repairs.	1,278,841	1,334,250
---	-----------	-----------

Bureau of Engineering – Funds are provided for program management and oversight of all components of the Sidewalk Repair Program, including standards, construction, technology development, and reporting.	3,476,529	3,847,087
--	-----------	-----------

Bureau of Street Services – Funds are provided for the repair and construction of sidewalk access ramps, four crews to repair sidewalk locations requested by the disability community as part of the Access Request Program, one crew to repair sidewalks identified as high liability locations, tree pre- and post-inspection for sidewalk repair locations, and associated administrative support functions. In 2024-25, funding is provided by the Sidewalk Repair Fund (\$7,745,830). In addition, funding for access ramps is provided by the Measure R Local Return Fund (\$3,389,764).	12,127,796	11,135,594
--	------------	------------

Transportation – Funds are provided for dedicated field support to repair, relocate, or construct traffic signal equipment and cabling as part of repairing the sidewalk.	193,700	196,460
--	---------	---------

Subtotal Departmental Appropriations	\$ 17,483,207	\$ 16,905,709
---	----------------------	----------------------

Sidewalk Repair Program

2023-24 Adopted Budget	2024-25 Proposed Budget
---------------------------------------	--

SPECIAL PURPOSE FUND APPROPRIATIONS

Environmental Impact Report – Funds are provided for the Bureau of Engineering to prepare a project-level Environmental Impact Report for implementation of the Sidewalk Repair Program.	\$ --	\$ 250,000
Lemarsh Street/Gladbeck Avenue/Mayall Street/Yolanda Avenue Project – Funds were provided within the Capital Technology Improvement Expenditure Program from the SB1 Maintenance and Rehabilitation Fund to remediate non-ADA compliant pedestrian facilities to ensure public safety.	2,280,000	--
Monitoring and Fees – Funds are provided to reimburse the Willits plaintiffs for costs incurred in the course of conducting monitoring and semi-annual inspections of the City’s drawings and/or designs.	135,000	135,000
Sidewalk Repair – Access Request Acceleration – Funds were provided to accelerate sidewalk repairs through the Access Request Program.	28,302,704	--
Sidewalk Repair Contractual Services – Funds are provided in the Local Transportation Fund (\$1,682,324) and the SB1 Maintenance and Rehabilitation Fund (\$5,598,185) to continue sidewalk repair activities and improvements as needed, in accordance with the Willits Settlement Agreement.	3,152,801	7,280,509
Sidewalk Repair Engineering Consulting Services – Funds are provided in the SB1 Maintenance and Rehabilitation Fund for the Bureau of Engineering to pay for as-needed engineering consulting services.	1,580,302	3,000,000
Sidewalk Repair Incentive Program – Funds are provided for a Sidewalk Repair Incentive Program. Private property owners will be eligible to apply for rebates for sidewalk repair work. Consistent with current City policy, rebate amounts will be capped at \$10,000 per lot in residential, commercial, and industrial areas.	1,000,000	1,000,000
Street Tree Planting and Maintenance – Funds are provided for the replacement and establishment of street trees removed by sidewalk repair activities.	100,000	100,000
Willits Settlement Sidewalk Program Access Request Package 72 and 73 – Funds are provided within the Capital Technology Improvement Expenditure Program from the SB1 Maintenance and Rehabilitation Fund for Access Request Package 72 (\$56,259) and 73 (\$346,128) to address accessible route requests that are exceed two block and or two intersections.	--	402,387
Woodman Sidewalk Improvements – Funds were provided within the Capital Technology Improvement Expenditure Program from the SB1 Maintenance and Rehabilitation Fund to improve the sidewalks of Woodman Avenue and ensure public safety.	70,739	--

Sidewalk Repair Program

	2023-24 Adopted Budget	2024-25 Proposed Budget
Reimbursement of General Fund Costs – Funds are provided for incremental benefits (healthcare and pension payments for City employees working on Sidewalk Repair). In 2024-25, funding is provided from the Sidewalk Repair Fund (\$4,690,538) and the Measure R Traffic Relief and Rail Expansion Fund (\$926,600).	6,435,690	5,617,138
Subtotal Special Purpose Fund Appropriations	<u>\$ 43,057,236</u>	<u>\$ 17,785,034</u>
OTHER FUNDS	2023-24 Adopted Budget	2024-25 Proposed Budget
The City proprietary departments include the Department of Water and Power, Los Angeles World Airports, and the Harbor. Other Funds consist of estimated sidewalk repair work planned by these departments for sidewalks adjacent to their facilities.		
Los Angeles World Airports	\$ 10,000	\$ --
Harbor	950,000	1,052,257
Subtotal Other Funds	<u>\$ 960,000</u>	<u>\$ 1,052,257</u>
TOTAL APPROPRIATIONS	<u>\$ 61,500,443</u>	<u>\$ 35,743,000</u>

SOLID WASTE RESOURCES REVENUE FUND

BASIS FOR THE PROPOSED BUDGET

The 2024-25 Proposed Budget for the Solid Waste Resources Revenue Fund (SWRRF) relates to current year funding as follows:

	Amount	% Change
2023-24 Adopted Budget	\$ 378,136,749	
2024-25 Proposed Budget	\$ 371,390,452	
Change from 2023-24 Budget	\$ (6,746,297)	(1.8%)

The Solid Waste Collection, Transfer, Recycling, Recovery of Waste Resources, and Disposal Fee (Solid Waste Fee) is imposed on all single-family dwellings in the City and upon multiple-unit dwellings for which the City provides refuse collection services. All receipts from the Solid Waste Fee are deposited into the SWRRF and are used for all costs associated with the collection, disposal, and recycling of solid waste. Further, these revenues can be used for the payment of principal and interest on both existing and future revenue bonds for the above listed activities that are eligible for funding from bond proceeds.

BUDGET HIGHLIGHTS

- The Fund's existing rate structure of \$36.32 per month for single-family dwellings and \$24.33 for multi-family dwellings is not sufficient to support the City's cost for providing these services. As such, the General Fund provides a subsidy to the Fund for 2024-25, in an amount totaling \$131.4 million, consisting of a direct appropriation of \$19.7 million and a related costs subsidy of \$111.7 million. The Bureau of Sanitation is working on a rate study to determine the fee level necessary to cover the cost of these services. The City has not adjusted the Solid Waste Fee since 2009.
- \$9.7 million is provided in the General City Purposes (GCP) fund for the Lifeline Rate Program (\$6.1 million) and solid resources collection and disposal service (\$3.6 million) for other City departments and special events. Pursuant to Proposition 218, the General Fund is required to reimburse the SWRRF for providing subsidies for Lifeline customers and providing refuse collection services at City facilities and special events.
- Solid waste landfill disposal fees (or tip fees) and Material Recovery Facilities (MRF) fees for residential collection activity increased by \$39.9 million over the past two years, from \$66 million in 2021-22 to \$105.9 million in 2023-24. Due to global market conditions, the MRF's costs for processing and marketing the City's recyclables has significantly increased. Additionally, implementation of the Senate Bill 1383 mandate for organic and food waste diversion and processing has led to more than doubling of organic waste tip fee rates. \$122.2 million is provided in 2024-25 for solid waste tip fees, including \$54.5 million for organics processing. For administrative efficiency, tip fees for the Multi-family Bulky Item Program and other special funds are paid by SWRRF and reimbursed from those special funds.

Solid Waste Resources Revenue Fund

	2023-24	2024-25
	Adopted Budget	Proposed Budget
Cash Balance, July 1	\$ 73,116,135	\$ 43,831,204
Less: Prior Year's Unexpended Appropriations	<u>15,000,000</u>	<u>16,000,000</u>
Balance Available, July 1	\$ 58,116,135	\$ 27,831,204
Receipts: California Beverage Reimbursement	\$ 400,000	\$ 500,000
Central Recycling Transfer Station Fund	256,594	506,521
Citywide Recycling Trust Fund	758,933	783,529
Contamination Reduction Contributions	50,000	50,000
General Fund	--	19,680,833
Household Hazardous Waste Special Fund	118,328	115,223
Integrated Solid Waste Management Fund	5,000,000	5,000,000
Solid Waste Fee Lifeline Rate Program	6,100,000	6,100,000
Alternative Fuel Tax Rebate/Reimbursement	2,000,000	2,000,000
Multi-Family Bulky Item Revenue Fund	3,702,855	3,523,142
Reimbursement from Proprietary Departments	4,000,000	4,500,000
Sale of Recyclables	100,000	200,000
Reimbursement from Other Agencies	5,300,000	--
Reimbursement from Other Funds	--	7,300,000
Sale of Salvage Property	200,000	200,000
Solid Waste Fee	290,533,904	287,000,000
State Grants	100,000	4,600,000
Other Receipts	1,000,000	1,000,000
Interest	<u>400,000</u>	<u>500,000</u>
Total Receipts	<u>\$ 320,020,614</u>	<u>\$ 343,559,248</u>
Total Available Balance	<u>\$ 378,136,749</u>	<u>\$ 371,390,452</u>

Solid Waste Resources Revenue Fund

	2023-24 Adopted Budget	2024-25 Proposed Budget
DEPARTMENTAL APPROPRIATIONS		
Solid Waste Fee funds are provided to various City departments, offices, and bureaus for the cost of solid waste related activities.		
City Administrative Officer – Solid resources budget coordination.	\$ 90,670	\$ 99,354
City Attorney – Solid resources legal support.	588,809	628,672
City Clerk – Claims analysis and processing.	36,233	36,886
Emergency Management – Emergency preparedness coordination.	54,599	58,429
General City Purposes – Southern California Association of Governments membership, Clean and Green Job Program, and Discovery Cube educational services.	580,000	530,000
General Services – Maintenance and fuel of refuse collection fleet.	53,328,687	52,079,674
Information Technology Agency – 3-1-1 Call Center services and customer relationship management replacement program.	2,514,354	496,057
Liability Claims – Liability claim expenditures.	2,000,000	2,000,000
Mayor – Solid resources environmental sustainability coordination.	27,053	27,053
Personnel – Personnel services.	979,607	922,873
Board of Public Works – Accounting support.	337,418	363,387
Bureau of Sanitation – Operations and maintenance, excluding tip fees.	129,578,874	124,179,951
Subtotal Department Appropriations	<u>\$ 190,116,304</u>	<u>\$ 181,422,336</u>

Solid Waste Resources Revenue Fund

	2023-24 Adopted Budget	2024-25 Proposed Budget
SPECIAL PURPOSE FUND APPROPRIATIONS		
Arbitrage – Funds are provided for the arbitrage costs, as needed, for outstanding revenue bonds.	\$ 40,000	\$ 10,000
Central Los Angeles Recycling and Transfer Station Community Amenities Fee – Funds are provided for financing community amenities within Council District 14.	550,000	600,000
Debt Administration – Funds are provided for the issuance and administration costs for revenue bonds.	12,000	12,000
Debt Service – Funds are provided for the payment of principal and interest on outstanding revenue bonds.	45,159,325	38,346,525
Department of Water and Power Fees – Funds are provided for the costs of billing and collection of the Solid Waste and Multi-family Bulky Item fees.	1,315,200	1,315,200
Public Works-Sanitation Expense and Equipment – Funds are provided for non-capital expenses and equipment for the Bureau of Sanitation, which include tip fees, contract hauling costs, and minor facility repairs.	134,810,698	148,684,391
Utilities – Funds are provided to pay for water and electricity expenses at Solid Resources facilities. These expenses were previously paid out of the Citywide Water and Electricity Fund.	1,000,000	1,000,000
Reimbursement of General Fund Costs – Funds were provided to reimburse the General Fund for fringe and central services indirect costs. The subsidy provided by the General Fund in 2024-25 is \$111,714,764.	5,133,222	--
Subtotal Special Purpose Fund Appropriations	<u>\$ 188,020,445</u>	<u>\$ 189,968,116</u>
TOTAL APPROPRIATIONS	<u>\$ 378,136,749</u>	<u>\$ 371,390,452</u>

SPECIAL GAS TAX IMPROVEMENT FUND

BASIS FOR THE PROPOSED BUDGET

The 2024-25 Proposed Budget for the Special Gas Tax Improvement (Gas Tax) Fund relates to the prior year funding as follows:

	Amount	% Change
2023-24 Adopted Budget	\$ 126,122,541	
2024-25 Proposed Budget	\$ 119,217,847	
Change from 2023-24 Budget	\$ (6,904,694)	(5.5)%

The Gas Tax Fund receives monies from the State Excise Tax on the sale of gasoline and from federal reimbursements through the Surface Transportation Program - Local. Funding to the cities and counties is apportioned through various formulas in accordance with Streets and Highways Code Sections 2103, 2105, 2106, and 2107 and through annual federal legislation relative to the Surface Transportation Program as follows:

- Section 2103: Revenues equal to 17.3 cents per gallon of gasoline. Allocation to cities is based on population.
- Section 2105: Allocates 11.5 percent of the tax revenues in excess of 9 cents per gallon among cities and counties based on population.
- Section 2106: Revenues equal to 1.04 cents per gallon, with allocations to the State's Active Transportation Program, the 58 counties, and the 481 eligible cities. Each city is allocated \$400/month. After various allocations, the remaining funds are allocated to counties and cities.
- Section 2107: Revenues equal to \$1.314 cents per gallon of gasoline, 1.8 cents per gallon of diesel, and 2.59 cents per gallon of liquefied petroleum gas. Funds are distributed to the cities primarily based on population.

The allowable use of gas tax funds include the following:

- a) The research, planning, construction, improvement, maintenance, and operation of public streets and highways and public mass transit guideways, their related facilities, the payment for property taken or damaged for those purposes, and the associated administrative costs. Ineligible costs include maintenance and operating costs for mass transit power systems and mass transit passenger facilities, vehicles, equipment, and service.
- b) The payment of principal and interest on voter-approved bonds issued for eligible purposes.

BUDGET HIGHLIGHTS

- Bureau of Street Lighting: Funds are provided for the design, installation, and maintenance of street lights to enhance public safety.
- Bureau of Street Services: Funds are provided for the Pavement Preservation Program and Street Maintenance Program to prevent further deterioration in the overall condition of the City street system. Funds are also provided for street sweeping of improved roadways to maintain clean conditions.
- Department of Transportation: Funds are provided for the design and installation of pavement, curb and traffic markings on repaved streets and the maintenance of traffic safety signs to ensure vehicular safety.

Special Gas Tax Improvement Fund

	2023-24 Adopted Budget	2024-25 Proposed Budget
REVENUE		
Cash Balance Available, July 1	\$ 9,289,678	\$ 4,509,612
Less:		
Prior Year's Unexpended Appropriations	<u>4,590,258</u>	<u>2,856,163</u>
Balance Available, July 1	\$ 4,699,420	\$ 1,653,449
Receipts		
State Gasoline Tax Section 2103	38,701,092	37,868,450
State Gasoline Tax Section 2105	25,627,975	25,076,597
State Gasoline Tax Section 2106	14,501,446	14,189,452
State Gasoline Tax Section 2107	30,802,608	30,139,899
Lease and Rental Fees	40,000	40,000
Surface Transportation Program (STP)	11,500,000	10,000,000
Interest	<u>250,000</u>	<u>250,000</u>
 Total Receipts	 <u>\$ 121,423,121</u>	 <u>\$ 117,564,398</u>
 Total Available Balance	 <u>\$ 126,122,541</u>	 <u>\$ 119,217,847</u>

Special Gas Tax Improvement Fund

	2023-24 Adopted Budget	2024-25 Proposed Budget
DEPARTMENTAL APPROPRIATIONS		
General Services - Funds are provided for materials testing, supply management, and fleet maintenance support for street projects.	\$ 2,644,567	\$ 2,613,919
Public Works		
Board of Public Works - Funds are provided for accounting support.	333,814	358,847
Bureau of Contract Administration - Funds are provided for construction inspection services for street projects.	518,974	478,321
Bureau of Engineering - Funds are provided for design, construction management, survey support, and administrative support for street projects.	5,020,410	4,477,581
Bureau of Street Lighting - Funds are provided for the installation of electric vehicle chargers and for street lighting maintenance and repair.	8,678,252	8,145,930
Bureau of Street Services - Funds are provided for street sweeping, the Pavement Preservation Program, and other street projects.	62,207,170	55,148,354
Transportation - Funds are provided for striping of streets, the maintenance of traffic signals, and support for street projects.	4,363,736	4,038,158
Subtotal Departmental Appropriations	<u>\$ 83,766,923</u>	<u>\$ 75,261,110</u>
	2023-24 Adopted Budget	2024-25 Proposed Budget
SPECIAL PURPOSE FUND APPROPRIATIONS		
Reimbursement of General Fund Costs - Funds are provided to reimburse the General Fund for fringe, central services, and department administration and support.	42,355,618	43,956,737
Subtotal Special Purpose Fund Appropriations	<u>\$ 42,355,618</u>	<u>\$ 43,956,737</u>
TOTAL APPROPRIATIONS	<u>\$ 126,122,541</u>	<u>\$ 119,217,847</u>

THIS PAGE INTENTIONALLY LEFT BLANK

SPECIAL PARKING REVENUE FUND

BASIS FOR THE PROPOSED BUDGET

The 2024-25 Proposed Budget for the Special Parking Revenue Fund (SPRF) relates to current year funding as follows:

	Amount	% Change
2023-24 Adopted Budget	\$ 57,876,486	
2024-25 Proposed Budget	\$ 56,387,195	
Change from 2023-24 Budget	\$ (1,489,291)	(2.6)%

The Special Parking Revenue Fund (SPRF) collects receipts from parking meters and City-owned public parking lots in the City in accordance with Division 5 of the Los Angeles Administrative Code. The SPRF has been used for the following purposes: (1) purchasing, leasing, installing, maintaining, operating, and regulating parking meters and metered spaces; (2) collection of meter revenue and related expenses; (3) the purchase, improvement, and operation of off-street parking facilities; (4) painting and marking of streets and curbs required for the parking of motor vehicles within parking meter zones; (5) repayment of borrowed City funds; and (6) the payment of debt service costs incurred for off-street parking facilities. The City also may establish surplus funding which may be transferred to the Reserve Fund for general governmental purposes, after paying or setting aside funding for the cost of operations and maintenance of eligible activities.

BUDGET HIGHLIGHTS

The 2024-25 Proposed Budget reflects funding for:

- Maintenance of City-owned public surface lots and parking garages;
- Parking studies to be completed in areas throughout the City;
- Purchase and installation of upgraded parking meters and pay stations to replace older models; and,
- Full reimbursement of General Fund related costs.

	2023-24 Adopted Budget	2024-25 Proposed Budget
Cash Balance, July 1	\$ 43,949,591	\$ 24,822,679
Less: Prior Year's Unexpended Appropriations	18,804,376	8,437,610
Balance Available, July 1	25,145,215	16,385,069
Revenue: Hollywood and Highland Lot 745	12,009,153	12,000,000
Lease and Rental Fees	1,563,663	830,000
Parking Fees	215,434	550,000
Parking Lots	7,127,611	5,500,000
Parking Meters	42,987,177	43,000,000
Other Receipts	165,000	120,000
Interest	1,051,152	1,200,000
Total Adjusted Balance and Revenue	\$ 90,264,405	\$ 79,585,069
Less: Surplus Transfer to Reserve Fund	\$ 32,387,919	\$ 23,197,874
Total Available Balance	\$ 57,876,486	\$ 56,387,195

Special Parking Revenue Fund

	2023-24 Adopted Budget	2024-25 Proposed Budget
--	---------------------------------------	--

DEPARTMENTAL APPROPRIATIONS

Transportation – Funds are provided for overtime to maintain City-owned parking facilities and meters. This streamlines the administrative process and the need to transfer funds during the year.	\$ 394,600	\$ 440,516
---	------------	------------

Subtotal Departmental Appropriations	<u>\$ 394,600</u>	<u>\$ 440,516</u>
---	--------------------------	--------------------------

SPECIAL PURPOSE FUND APPROPRIATIONS

Capital Equipment Purchases - Funds are provided for the replacement and upgrade of equipment including, but not limited to, meters and pay stations and for the retrofit of the Hollywood Highland facility.	\$ 6,890,000	\$ 6,890,000
--	--------------	--------------

Collection Services - Funds are provided for parking meter collection services. A contractor currently services individual meters, multi-space meters, and off-street pay stations.	3,000,000	3,000,000
--	-----------	-----------

Contractual Services - Funds are provided for lot operation agreements, asset development and expansion studies, recurring and new meter technology, communication and credit card processing costs, anticipated parking occupancy tax receipts, and the lease and maintenance of single-space parking meters.	23,042,000	23,042,000
---	------------	------------

Maintenance, Repair, and Utility Service for Off-Street Parking Lots - Funds are provided for recurring costs (security, sweeping, lighting, landscape maintenance, and debris removal on lots and utilities) and non-recurring costs (repair of wheel stops, walls, signs, potholes, gates, fences, slurry seal, and resurfacing). Landscaping services encompass all surface lots, and funding is provided to prevent service lapses and address safety hazards in a timely manner.	2,500,000	2,500,000
--	-----------	-----------

Miscellaneous Equipment - Funds are provided for administrative equipment and office supplies.	62,000	62,000
---	--------	--------

Parking Facilities Lease Payments - Funds are provided for payments on leased parking facilities throughout the City.	840,000	840,000
--	---------	---------

Parking Meter and Off-Street Parking Administration - Funds are provided for staff performing parking administration services.	6,191,657	5,450,168
---	-----------	-----------

Parking Studies - Funds are provided for various parking studies throughout the City.	500,000	500,000
--	---------	---------

Replacement Parts, Tools, and Equipment - Funds are provided for the purchase of parts, supplies, and tools needed to repair and maintain parking meters.	1,400,000	1,400,000
--	-----------	-----------

Travel and Training - Funds are provided for annual parking-related conferences, exhibits, and work-related training.	32,000	32,000
--	--------	--------

Subtotal Special Purpose Fund Appropriations	<u>\$ 44,457,657</u>	<u>\$ 43,716,168</u>
---	-----------------------------	-----------------------------

Special Parking Revenue Fund

2023-24 Adopted Budget	2024-25 Proposed Budget
---------------------------------------	--

GENERAL FUND REIMBURSEMENTS

Reimbursement of General Fund Costs - Funds are provided to reimburse the General Fund for fringe, central services, and department administration and support.	\$ 6,640,482	\$ 6,740,306
--	--------------	--------------

Capital Finance Administration Fund - Funds are provided to pay debt service on Municipal Improvement Corporation of Los Angeles bonds issued for the Vine Street Garage, the Aiso Street Garage, and the Hollywood and Highland Parking Garage.	6,383,747	5,490,205
---	-----------	-----------

Subtotal General Fund Reimbursements	<u>\$ 13,024,229</u>	<u>\$ 12,230,511</u>
---	-----------------------------	-----------------------------

TOTAL APPROPRIATIONS	<u>\$ 57,876,486</u>	<u>\$ 56,387,195</u>
-----------------------------	-----------------------------	-----------------------------

THIS PAGE INTENTIONALLY LEFT BLANK

STORMWATER POLLUTION ABATEMENT FUND

BASIS FOR THE PROPOSED BUDGET

The 2024-25 Proposed Budget for the Stormwater Pollution Abatement (SPA) Fund relates to current year funding as follows:

	Amount	% Change
2023-24 Adopted Budget	\$ 38,379,855	
2024-25 Proposed Budget	\$ 40,549,252	
Change from 2023-24 Budget	\$ 2,169,397	5.7%

Adopted in August 1990, the SPA charge imposes a fee on all properties in the City based on stormwater runoff and pollutant loading associated with property size and land use. The charge is collected by the Los Angeles County Assessor on the annual property tax bill and annual receipts are approximately \$28.4 million. SPA funds are used to treat and abate stormwater under the guidelines and regulations set forth by the United States Environmental Protection Agency (U.S. EPA) for stormwater discharges from large municipal storm drain systems. The SPA Fund supports the cost of stormwater-related activities in various City departments and also funds the construction of flood control and pollution abatement projects. As the result of climate change impacts and changing environmental factors, the focus of stormwater abatement has shifted to encompass a broader effort in watershed management to improve water quality across the various watersheds.

The State of California, Regional Water Quality Control Board, Los Angeles Region (Regional Board) regulates the treatment and abatement of stormwater through a National Pollutant Discharge Elimination System (NPDES) Municipal Separate Storm Sewer System (MS4) Permit. This Permit is issued to agencies that operate their municipal storm drain systems. A new MS4 Permit was negotiated and became effective September 2021.

The MS4 Permit is one of the regulatory tools the Regional Board uses to enforce oversight of Total Maximum Daily Loads (TMDLs), which limit the maximum amount of a pollutant that a water body can receive and still meet water quality standards. The City is currently subject to 22 TMDLs, but is expected to be subject to more regulation from the Regional Board and the U.S. EPA in the coming years. The MS4 Permit also provides for the development and implementation of Enhanced Watershed Management Programs (EWMPs) that outline strategies, watershed control measures, and implementation schedules to ensure compliance with the MS4 Permit and all TMDLs.

REVENUE

The City has not adjusted the SPA charge since 1993. The rate structure of \$1.92 per month for a typical single-family residential parcel is not sufficient to support the cost of implementing the current NPDES MS4 Permit requirements. With the passage of Measure W, additional funds are now available to support the City's cost to implement water quality projects to meet these requirements. Going forward, it is expected that SPA will be used to support the City's flood control program, enforcement of illicit discharge activities, and stormwater education. Furthermore, Measure W will be used to fund water quality projects identified in the EWMPs to comply with TMDL requirements as well as the operation and maintenance of completed water quality projects.

BUDGET HIGHLIGHTS

- Funding in the amount of \$2.1 million is provided for non-capital expenses associated with maintaining the NPDES MS4 Permit.
- Funding in the amount of \$4.0 million is provided as emergency funds for on-call contractors in the event the 2024-25 rainy season is similar to the 2023-24 season.

Stormwater Pollution Abatement Fund

	2023-24 Adopted Budget	2024-25 Proposed Budget
Cash Balance, July 1	\$ 10,218,422	\$ 13,989,252
Less: Prior Years' Unexpended Appropriations	<u>2,708,567</u>	<u>4,450,000</u>
Balance Available, July 1	\$ 7,509,855	\$ 9,539,252
Receipts: Developer Plan Review Fee	\$ 2,000,000	\$ 2,000,000
Reimbursements from Other Agencies	270,000	350,000
Reimbursement from Other Funds	--	10,000
Stormwater Pollution Abatement Charge	28,400,000	28,400,000
Interest	<u>200,000</u>	<u>250,000</u>
Total Receipts	<u>\$ 30,870,000</u>	<u>\$ 31,010,000</u>
Total Revenue	<u>\$ 38,379,855</u>	<u>\$ 40,549,252</u>

Stormwater Pollution Abatement Fund

	2023-24 Adopted Budget	2024-25 Proposed Budget
DEPARTMENTAL APPROPRIATIONS		
Funds are provided to various City departments, offices, and bureaus to support the cost of stormwater related activities.		
General Services – Fleet maintenance and fuel costs.	\$ 515,253	\$ 509,938
Mayor – Policy development for the City’s environmental sustainability plan.	27,053	27,053
Personnel – Human resources support services.	80,072	75,797
Public Works		
Board – General oversight of the Department of Public Works and direct management of accounting and personnel functions.	107,311	32,350
Bureau of Contract Administration – Construction inspection services.	392,312	402,754
Bureau of Engineering – Design and construction management services.	3,971,170	3,384,295
Bureau of Sanitation – Planning, operational, monitoring, and coordination services for NPDES MS4 Permit compliance.	15,534,497	14,809,609
Bureau of Street Services – Street sweeping and catch basin repair.	5,920,741	5,793,081
Subtotal Departmental Appropriations	<u>\$ 26,548,409</u>	<u>\$ 25,034,877</u>
 SPECIAL PURPOSE FUND APPROPRIATIONS		
Expense and Equipment. Funds are provided for the cost of renewing the City’s NPDES MS4 Permit.	\$ 580,323	\$ 845,998
Media Tech Center. Funds are provided for payment of the Fund’s proportionate share of lease costs and tenant improvements for the Media Tech Center, which is occupied by the Bureau of Sanitation Watershed Protection Division, Inspection Group.	309,000	309,000
NPDES Permit Compliance. Funds are provided for non-capital expenses associated with NPDES MS4 compliance.	1,437,000	2,140,000
On-Call Contractors (Emergency Funds). Funds are provided for on-call contractors for emergency storm drain projects. On-call contractors repair damaged and/or non-functional storm drainage facilities and protect properties from storm damage.	4,000,000	4,000,000
Operation and Maintenance - TMDL Compliance Projects. Funds are provided for contractors to perform specialized maintenance for stormwater projects.	170,000	170,000

Stormwater Pollution Abatement Fund

	2023-24 Adopted Budget	2024-25 Proposed Budget
Payment for Sewer Construction Maintenance Fund Loan. Funds were provided for principal and interest amounts.	1,150,000	--
Sanitation Contracts. Funds are provided for the City’s annual share of operation and maintenance costs for TMDL regulatory support (\$250,000), illicit discharge cleanup (\$500,000), public outreach (\$800,000), NPDES compliance (\$300,000), laboratory services (\$290,000), and maintenance hole resetting (\$50,000).	2,000,000	2,190,000
Reimbursement of General Fund Costs – Funds are provided to reimburse the General Fund for fringe benefits, central services, and department administration and support.	2,185,123	5,859,377
Subtotal Special Purpose Fund Appropriations	<u>\$ 11,831,446</u>	<u>\$ 15,514,375</u>
TOTAL APPROPRIATIONS	<u>\$ 38,379,855</u>	<u>\$ 40,549,252</u>

STREET DAMAGE RESTORATION FEE SPECIAL FUND

BASIS FOR THE PROPOSED BUDGET

The 2024-25 Proposed Budget for the Street Damage Restoration Fee Special Fund relates to current year funding as follows:

	Amount	% Change
2023-24 Adopted Budget	\$ 85,337,564	
2024-25 Proposed Budget	\$ 63,338,727	
Change from 2023-24 Budget	\$ (21,998,837)	(25.8%)

The Street Damage Restoration Fee Special Fund (Fund) was created to receive revenues from the Street Damage Restoration Fee (Fee). The Fee was established in 1998 to reimburse the City for damage to City streets caused by excavations or other work performed by any entity, including City agencies, required to obtain a permit for the performance for this work. The purpose of the Fee is to recover the increased cost to the City of damage from street cuts and to encourage cooperation with the City resurfacing schedule. Street cuts performed within one year prior to City resurfacing activity are not charged the Fee. Revenue fluctuations will occur based upon the need for construction activity within City streets and the level of cooperation with the City resurfacing schedule. The Fund is to be used only for asphalt streets as work on concrete streets, private streets, and alleys is not subject to the Fee. The eligible uses of the Fund consist of:

Construction

- Street maintenance, resurfacing, repair, and reconstruction.

Support

- Laboratory fees, testing, materials, and engineering.
- Salaries and overhead associated with these items.

2023-24 revenue estimates reflect the implementation of a new natural gas pipeline franchise.

	2023-24 Adopted Budget	2024-25 Proposed Budget
Balance Available, July 1	\$ 7,617,564	\$ 1,538,727
Street Damage Restoration Fee	74,600,000	60,000,000
Sewer Construction and Maintenance Fund	3,000,000	-
Interest	120,000	1,800,000
Total Revenue	<u>\$ 85,337,564</u>	<u>\$ 63,338,727</u>

Street Damage Restoration Fee Fund

	2023-24 Adopted Budget	2024-25 Proposed Budget
DEPARTMENTAL APPROPRIATIONS		
General Services – Funds are provided for materials testing and fleet services support for the Pavement Preservation Program and Failed Streets Reconstruction Program.	\$ 7,690,749	\$ 7,675,853
Personnel – Funds are provided for human resources support.	234,264	241,857
Public Works		
Bureau of Contract Administration - Funds are provided for the inspection of work performed by contractors on access ramps.	-	410,313
Bureau of Engineering – Funds are provided for survey support and monument preservation for the Pavement Preservation Program and Failed Streets Reconstruction Program.	1,105,965	743,000
Bureau of Street Services – Funds are provided for the Pavement Preservation Program and Failed Streets Reconstruction Program to prevent further deterioration in the overall condition of the City street system. Funds are also provided to complete pothole repair requests.	41,721,475	34,241,528
Transportation – Funds are provided for striping and mark-out crews to support the Failed Streets Reconstruction Program.	466,359	557,808
Subtotal Departmental Appropriations	<u>\$ 51,218,812</u>	<u>\$ 43,870,359</u>
SPECIAL PURPOSE FUND APPROPRIATIONS		
Capital and Technology Improvement Expenditure Program – Physical Plant. – Funds are provided to construct access ramps as part of the Pavement Preservation Program (\$5,000,000). Funding that is not appropriated for specific capital projects is held in the reserve for capital projects (\$4,861,458).	\$ 2,643,089	\$ 9,861,458
Failed Streets Reconstruction – Funds were provided for the reconstruction of failed streets across the City.	7,236,694	-
Mobility Plan Improvements - Funds are provided for additional scope required when resurfacing streets on the Mobility Plan.	-	2,000,000
Pavement Preservation – Access Ramps – Funds were provided for design and construction of access ramps associated with pavement preservation activity.	17,400,000	-
Reimbursement of General Fund Costs – Funds are provided to reimburse the General Fund for fringe benefits, central services, and department administration and support.	6,838,969	7,606,910
Subtotal Special Purpose Fund Appropriations	<u>\$ 34,118,752</u>	<u>\$ 19,468,368</u>
TOTAL APPROPRIATIONS	<u>\$ 85,337,564</u>	<u>\$ 63,338,727</u>

TELECOMMUNICATIONS AND PUBLIC, EDUCATIONAL, AND GOVERNMENT DEVELOPMENT

BASIS FOR THE PROPOSED BUDGET

The 2024-25 Proposed Budget for the Telecommunications and Public, Educational, and Government Development relates to current year funding as follows:

	Amount	% Change
2023-24 Adopted Budget	\$ 6,357,127	
2024-25 Proposed Budget	\$ 6,311,055	
Change from 2023-24 Budget	\$ (46,072)	(0.7%)

Sections 5.97 and 5.98 of the Los Angeles Administrative Code Section establish the Telecommunications Development and the Public, Educational, and Government (PEG) Development funds. These funds receive revenue from PEG access capital franchise fees, which represent one percent of cable companies' gross receipts. Funds deposited to the Telecommunications Development Fund must be used for capital costs related to providing PEG access programming. Pursuant to Council File 16-0022, funds deposited to the PEG Development Fund are eligible to be used for PEG operational and capital costs. Funds from the PEG access capital franchise fees that are not appropriated for specific purposes are held in a reserve account.

REVENUE	2023-24 Adopted	2024-25 Proposed
Cash Balance, July 1	\$ 31,513,383	\$ 34,645,861
Less:		
Prior Years' Unexpended Appropriations	<u>31,158,886</u>	<u>34,000,806</u>
Balance Available, July 1	\$ 354,497	\$ 645,055
Receipts:		
Franchise Fee	--	400,000
PEG Access Capital Franchise Fees	5,928,000	5,090,000
Other Receipts	69,000	75,000
Interest	<u>6,000</u>	<u>101,000</u>
Total Revenue	\$ 6,003,000	\$ 5,666,000
Telecommunications and PEG Development Available Funds	<u>\$ 6,357,497</u>	<u>\$ 6,311,055</u>

Telecommunications and PEG

APPROPRIATIONS	2023-24 Adopted	2024-25 Proposed
Information Technology Agency (ITA) - Funds are provided to ITA for the salaries and expenses of employees supporting PEG access programming functions.	\$ 1,706,648	\$ 1,586,008
Public Works Bureau of Engineering (BOE) - Funds are provided to BOE to continue support for project management work on the Channel 35 Studio Relocation Project.	117,231	119,495
Leasing - Funds are provided for building leases and related services.	160,848	160,848
Grants to Third Parties (Citywide Access Corporation) - Funds are provided for Channel 36 capital equipment and operations.	505,000	505,000
L.A. CityView Channel 35 Operations - Funds are provided for contractual services for municipal programming, closed captioning services and press room tapings (\$970,852), operating supplies for videotapes and the production of Channel 35 programming (\$72,000), general liability and automobile insurance for City vehicles driven by Channel 35 contractors (\$125,000), contractor services (\$719,910), connectivity between the Little Tokyo Studio and City Hall Studio (\$50,000), social media content production and scripted programming (\$519,252), airing of Fire and Police Commission meetings (\$60,000), maintenance of High Definition equipment (\$28,000), routine replacement of studio equipment (\$252,000), and the City News service subscription (\$15,000).	2,305,631	2,812,014
Reimbursement of General Fund Costs - Funds are provided to reimburse the General Fund for employer contributions to health and retirement plans and Citywide and departmental overhead costs for employees supporting Telecommunications and PEG functions.	1,562,139	1,127,690
TOTAL APPROPRIATIONS	<u>\$ 6,357,497</u>	<u>\$ 6,311,055</u>

UNAPPROPRIATED BALANCE

BASIS FOR THE PROPOSED BUDGET

The 2024-25 Proposed Budget for the Unappropriated Balance relates to current year funding as follows:

	Amount	% Change
2023-24 Adopted Budget	\$ 297,065,364	
2024-25 Proposed Budget	\$ 320,528,500	
Change from 2023-24 Budget	\$ 23,463,136	7.9%

In accordance with Charter Section 312, the Unappropriated Balance provides funds for appropriations after the budget adoption to meet contingencies as they arise. For these contingencies that may occur during the fiscal year, the budget cannot adequately define specific funding, personnel, equipment, and/or procedures. By recognizing such contingencies, the Unappropriated Balance provides start-up funding. Use of monies in the Unappropriated Balance is subject to approval of specific reports and recommendations to the Mayor and Council.

	2023-24 Adopted Budget	2024-25 Proposed Budget	
1. Accessible Housing Program Retrofit Contract	\$ 6,000,000	\$ --	
2. Acquisition for Interim and Permanent Housing	15,000,000	--	
3. After-Action Implementation Plan	8,832,873	--	
4. Animal Services Operations	277,048	--	
5. Child Care and Learning Centers	5,000,000	--	
6. Citywide Recreational Vehicle Program	3,000,000	--	
7. Civil Case Management System Replacement	100,000	--	
8. CleanLA	1,500,000	--	
9. Community Safety Partnership Program	1,000,000	--	
10. Decarbonization and Development of Solar on City Facilities	22,759,788	--	
11. Department Payroll Reconciliation	--	122,315,364	
12. Elected Officials Transition Expenses	--	775,000	
13. Election Expenses -General Municipal Elections	--	9,000,000	
14. Election Expenses - Primary March 2024	10,000,000	--	
15. Election Expenses - Special Runoff 2023	4,075,000	--	
16. Equipment, Expenses, and Alterations & Improvements	5,544,725	6,181,000	
17. Fire Voice Radio System Upgrade	3,800,000	--	
18. Gang Injunction Settlement Agreement	5,023,480	--	
19. Gang Reduction and Youth Development	12,920,869	--	
20. General	50,000	50,000	
21. Ground Emergency Medical Transport QAF Program	6,700,000	30,000,000	
22. Hazardous Materials Response Program	169,200	--	
23. LAHSA Homeless Engagement Teams	4,641,754	4,075,686	
24. LAHSA Homeless Outreach Navigators	--	629,583	
25. Los Angeles County Metropolitan Transportation Authority	10,000,000	--	
26. Mutual Aid Overtime	3,000,000	3,000,000	
27. Neighborhood Councils	32,000	32,000	
28. Office of Public Accountability	742,414	742,414	
29. Opioid Settlement	11,668,975	--	
30. Outside Counsel including Workers' Compensation	3,250,000	3,250,000	
31. Police Department Hiring and Overtime	10,000,000	--	
32. Police Department Hiring Bonus	3,647,000	--	
33. Police Department Sworn Overtime – Interim Homeless Housing	6,270,000	--	
34. Quiet Zone Study	500,000	--	
35. Reserve for Allocation of FEMA Reimbursement	41,731,000	90,477,453	

Unappropriated Balance

36. Reserve for Extraordinary Liability	20,000,000	20,000,000
37. Reserve for Mid-Year Adjustments	30,000,000	30,000,000
38. Senior Meals Program.....	10,000,000	--
39. Substance Use Disorder Treatment Beds.....	11,810,000	--
40. Therapeutic Van Pilot Program	1,000,000	--
41. Tourism Master Plan Amendment.....	250,000	--
42. Tree Trimming Services	1,000,000	--
43. Unarmed Crisis Response.....	13,245,176	--
44. Vehicles for Elected Officials.....	600,000	--
45. Wildland Fuel Management Paid Crew	424,062	--
46. Zoo Assessment.....	1,500,000	--
 Total	 <u>\$297,065,364</u>	 <u>\$ 320,580,500</u>

Department Payroll Reconciliation - \$122,315,364. Funding is set aside to reconcile estimated department salary accounts during the fiscal year to account for approved adjustments against revised employment levels and salary savings.

Elected Officials Transition Expenses - \$775,000. Funding is set aside for services related to the transition of Elected Officials for the term that begins in December 2024.

Election Expenses – General Municipal Elections - \$9,000,000. Funding is set aside for the November 2024 General Municipal Election Runoff, which represents the Los Angeles County Registrar-Recorder/County Clerk's portion of the costs. Funding is set aside based on an estimate of up to five Council-sponsored ballot measures.

Equipment, Expenses, and Alterations & Improvements - \$6,181,000. Funding is set aside as a contingency to address necessary adjustments to accounts.

Ground Emergency Medical Transport QAF Program - \$30,000,000. Funding is set aside for the quarterly payments and related contractual services cost for the Public Provider Ground Emergency Medical Transport Intergovernmental Transfer Program.

LAHSA Homeless Engagement Teams - \$4,075,686. Funding is set aside for Los Angeles Homeless Services Authority (LAHSA) Homeless Engagement Teams (HETs) to conduct direct outreach to unsheltered homeless individuals, pending a deployment plan for the HETs.

LAHSA Homeless Outreach Navigators - \$629,583. Funding is set aside for LAHSA Outreach (System) Navigators to provide system navigation services and conduct direct outreach to unsheltered homeless individuals, pending a report on the deployment progress of the Outreach Navigators.

Mutual Aid Overtime - \$3,000,000. Funding is set aside for sworn overtime for the Fire Department for mutual aid response for fire and disaster response needs outside of the City boundaries.

Neighborhood Councils - \$32,000. Funding is set aside for the potential formation of one new Neighborhood Council.

Office of Public Accountability - \$742,414. Funding is set aside for special studies, rate reviews, and other administrative expenses. The Department of Water and Power will fully reimburse the City for these cost.

Outside Counsel including Workers' Compensation - \$3,250,000. Funding is set aside for the City Attorney to retain outside counsel to assist in litigation and transactional matters. The City Attorney retains outside firms when the type of litigation involved requires specialized expertise or appropriate staffing resources are not available in-house. This funding is separate from the \$4.5 million budgeted for law firms on the Attorney Conflicts Panel managed by the Office of the City Administrative Officer.

Reserve for Allocation of FEMA Reimbursement - \$90,477,453. Funding is set aside to repay the Reserve Fund and various other sources that provided front-funding or loans in anticipation of reimbursements from the Federal Emergency Management Agency (FEMA) for pandemic related projects. The allocation of FEMA reimbursements is contingent upon their receipt.

Reserve for Extraordinary Liability - \$20,000,000. Funding is set aside as a reserve for liability payouts resulting from judgments or settlements.

Reserve for Mid-Year Adjustments - \$30,000,000. Funding is set aside to address shortfalls that may arise during 2024-25.

THIS PAGE INTENTIONALLY LEFT BLANK

WATER AND ELECTRICITY

BASIS FOR THE PROPOSED BUDGET

The 2024-25 Proposed Budget for Water and Electricity relates to current year funding as follows:

		Amount	% Change
2023-24 Adopted Budget	\$	48,798,758	
2024-25 Proposed Budget	\$	48,798,758	
Change from 2023-24 Budget	\$	-	-%

The 2024-25 Proposed Budget provides funding in the amount of \$5,844,183 and \$42,954,575 for water and electricity service charges, respectively, for a total appropriation of \$48,798,758. The Department of Recreation and Parks and the Bureau of Sanitation are billed directly and are not included in the Water and Electricity budget. The Proposed Budget provides for no increase from the 2023-24 Adopted Budget levels.

Water and Electricity

Subfunction	2023-24 Adopted Budget	2024-25 Proposed Budget
Lighting of Streets - Electricity is provided for public property lighting.	\$ 4,859,100	\$ 4,859,100
Aesthetic and Clean Streets and Parkways - Water is provided to clean streets and to water parkway landscaping.	927,504	927,504
Street and Highway Transportation - Electricity is provided to the asphalt plants and service yards.	1,115,200	1,115,200
Educational Opportunities - Water and electricity are provided to the various libraries.	5,010,000	5,010,000
Public Buildings, Facilities, and Services - Water and electricity are provided to all public buildings maintained by the Department of General Services, including all fire and police stations.	36,886,954	36,886,954
TOTAL:	<u>\$ 48,798,758</u>	<u>\$ 48,798,758</u>

2024 TAX AND REVENUE ANTICIPATION NOTES

DEBT SERVICE FUND

BASIS FOR THE PROPOSED BUDGET

The 2024-25 Proposed Budget for the 2024 Tax and Revenue Anticipation Notes (TRAN) Debt Service Fund relates to current year funding as follows:

	2023-24 Adopted Budget	2024-25 Proposed Budget	% Change
Debt Service – Pension Fund	\$ 665,515,850	\$ 693,716,047	4.2%
Debt Service – Retirement Fund	697,280,602	728,605,199	4.5%
Debt Service – Cash Flow (Interest Only)	10,262,720	10,537,259	2.7%
Total Debt Service	\$ 1,373,059,172	\$ 1,432,858,505	4.4%

The 2024 TRAN Debt Service Fund is a special purpose fund established to pay debt service on notes issued to fund the City's annual contribution payments to the Fire and Police Pension Fund (Pension Fund) and the Los Angeles City Employees' Retirement System Fund (Retirement Fund) as well as to alleviate the short-term cash flow deficits occurring early in the fiscal year when certain taxes and revenues have not yet been received.

Part of the 2024-25 appropriation to the TRAN Debt Service Fund includes the payment of the entire debt service on notes issued in relation to the Pension and Retirement Funds. Issuance of these notes will permit the City to make the entire annual contribution to the Retirement Fund and the Pension Fund in July 2024. This early payment will allow the Pension and Retirement Funds to use additional interest earned on the early payment to discount the required City contribution without reducing the Funds' annual receipts.

The appropriation of \$693.7 million in the Debt Service Fund is the estimated cost of repaying the entire principal and borrowing costs on the notes issued for the Pension Fund contribution for 2024-25.

The appropriation of \$728.6 million in the Debt Service Fund is the estimated cost of repaying the entire principal and borrowing costs on the notes issued for the Retirement Fund contribution for 2024-25. The proprietary departments (Airports and Harbor) and the pension systems (Los Angeles City Employees' Retirement System and Los Angeles Fire and Police Pensions) will pay the special fund portion of the Retirement Fund contribution (\$148.3 million). The Retirement Fund contribution also reflects the true up adjustment for the prior fiscal year resulting from the reconciliation of budgeted covered payroll with actual covered payroll.

The Controller's Office has requested \$450 million in temporary cash flow borrowing consisting of \$250 million from the 2024 TRAN financing and \$200 million from special funds. The issuance of these notes will permit the City to provide effective cash flow management for the City's General Fund. The principal portion of the TRAN for cash flow purposes is not appropriated in the Proposed Budget since this principal is treated as temporary borrowing rather than as expenditure. The cash flow appropriation of \$10.5 million is only for the interest portion of the debt service on the notes and special fund borrowing.

The principal and interest on the TRAN will be paid from the City's General Fund revenues set aside during the fiscal year. Issuance of the TRAN for the annual contribution payments to the Pension Fund and Retirement Fund and for cash flow are combined to achieve efficiencies and will not contribute to the overall indebtedness of the City. The total savings from the early payment of the annual contribution payments to the Pension Fund and Retirement Fund is approximately \$45.4 million. After incorporating costs of issuance, the total net savings to the General Fund of issuing the TRAN is approximately \$8.9 million.

THIS PAGE INTENTIONALLY LEFT BLANK

**2024-25 PROPOSED BUDGET
SUMMARY OF PROPOSED ALTERATIONS AND IMPROVEMENTS**

The Proposed Budget includes \$500,000 to continue support for the City's alterations and improvements, which are typically budgeted within the Department of General Services (GSD) Construction Forces Division. Project highlights include funding for: the maintenance and repair of portable emergency generators that act as reserve power for City facilities; emergency repairs to ensure City facilities are code-compliant; the abatement of health and safety issues such as mold, lead, and asbestos; repairs and improvements such as paint, cabinetry, and office reconfiguration; electrical issues such as shortages, upgraded outlets, and wiring repairs; and, improved accessibility in accordance with the Americans with Disabilities Act (ADA). Additional funding in the amount of \$12,747,398 is included for various improvements at departmental facilities.

ALTERATIONS AND IMPROVEMENTS

General Categories:

Emergency Alterations and Improvements	\$	172,000
Emergency Generator Maintenance and Repair		60,000
Imminent Hazard Abatement		60,000
Miscellaneous Repairs and Improvements		86,000
Ongoing Electrical Repair		60,000
Special ADA Projects		62,000
Subtotal General Categories	\$	500,000

Department Specific Projects:

Library *	Branch Libraries alterations and improvements	\$	9,988,177
Library *	Central Library alterations and improvements		2,759,221
	Subtotal Department Projects	\$	12,747,398
Total 2024-25 Budget for Alterations and Improvement Projects			\$ 13,247,398

* Funding for the Library Department Alterations and Improvements is included as an appropriation within the Library Department's budget and not included as an appropriation within GSD's budget. Funds may be transferred to GSD on an interim basis during the fiscal year.

THIS PAGE INTENTIONALLY LEFT BLANK

**2024-25 PROPOSED BUDGET - REPLACEMENT PROGRAM
FLEET VEHICLES AND RELATED EQUIPMENT BY FUNDING SOURCE**

Vehicle or Equipment Classification	Fuel Type	Quantity	Unit Cost*	Total Cost*
LIBRARY				
Library Department				
Step Van	Gasoline	2	172,000	344,000
Total Library Department		2	\$	344,000
Subtotal Library Financed		2	\$	344,000
GENERAL FUND				
Police Department				
Black and White, Patrol	Hybrid	205	\$ 92,074	\$ 18,875,170
Black and White, Slick Tops	Hybrid	24	87,000	2,088,000
Motorcycle	Gasoline	33	31,000	1,023,000
Total Police Department		262	\$	21,986,170
Subtotal General Fund Financed		262	\$	21,986,170
FORFEITED ASSET TRUST FUND (FATF)				
Police Department				
Black and White, Slick Tops	Hybrid	2	\$ 87,000	\$ 174,000
Electric Vehicle	Electric	10	78,687	786,870
Motorcycle	Gasoline	1	31,000	31,000
Total Police Department		13	\$	991,870
Subtotal FATF Financed		13	\$	991,870
SUPPLEMENTAL LAW ENFORCEMENT SERVICES FUND (SLESF)				
Police Department				
Black and White, Slick Tops	Hybrid	19	\$ 87,000	\$ 1,653,000
Motorcycle	Gasoline	19	31,000	589,000
Total Police Department		38	\$	2,242,000
Subtotal SLESF Financed		38	\$	2,242,000
MUNICIPAL IMPROVEMENT CORPORATION OF LOS ANGELES (MICLA) FINANCING				
Aging				
Light Duty Truck	Electric	1	\$ 100,000	\$ 100,000
Total Aging Department		1	\$	100,000
Animal Services Department				
Medium Duty Truck	Gas	3	\$ 200,000	\$ 600,000
Total Animal Services Department		3	\$	600,000
Fire Department				
Apparatus, 100 foot Aerial Ladder	Diesel	5	\$ 1,961,336	\$ 9,806,680
Apparatus, Triple Combination Pumper	Diesel	10	1,450,892	14,508,920
Ambulance	Diesel	20	350,791	7,015,820
Assistant Chief/Battalion Chief Command Vehicle	Diesel	3	365,198	1,095,594
Arson Utility Vehicle	Diesel	1	180,611	180,611
Brush Patrol/Fast Response Vehicle	Diesel	1	541,239	541,239
Fleet Utility Service Truck Field Mechanic	Diesel	1	391,979	391,979
Foam Tender/Trailer	Diesel	2	545,845	1,091,690
Forklift (no radio)	Diesel	2	85,000	170,000
Hazardous Materials Squad	Diesel	1	2,152,038	2,152,038
Hazardous Materials Decon Tender (Box Trucks)	Diesel	1	351,088	351,088
Heavy Apparatus Foam Vehicle	Diesel	1	1,650,892	1,650,892
Light Apparatus Foam Vehicle	Diesel	2	741,121	1,482,242
Pickup Truck Crew Cab Station Plugbuggy Emergency	Diesel	6	166,121	996,726
Rehab Air Unit	Diesel	1	2,150,892	2,150,892
Sedan Emergency	Gasoline	18	106,042	1,908,756
Sedan Non Emergency	Electric	5	101,042	505,210
Swift Water Rescue Vehicle	Diesel	1	550,892	550,892
USAR Squads	Diesel	1	2,152,038	2,152,038
Cargo Van	Gasoline	5	91,042	455,210
Passenger Van	Gasoline	5	96,042	480,210
Water Tender	Diesel	1	1,450,160	1,450,160
Total Fire Department		93	\$	51,088,887

**2024-25 PROPOSED BUDGET - REPLACEMENT PROGRAM
FLEET VEHICLES AND RELATED EQUIPMENT BY FUNDING SOURCE**

Vehicle or Equipment Classification	Fuel Type	Quantity	Unit Cost*	Total Cost*
General Services Department				
Class 7 Or 8 Truck	Gas	1	\$ 200,000	\$ 200,000
Class 7 Or 8 Truck	Gas	1	100,000	100,000
Light Duty Truck	Electric	1	60,000	60,000
Light Duty Truck	Electric	13	100,000	1,300,000
Light Duty Truck	Gas	1	200,000	200,000
Medium Duty Truck	Gas	1	100,000	100,000
Medium Duty Truck	Gas	1	160,000	160,000
Sedan	Electric	1	45,000	45,000
General Services Department		20	\$	2,165,000
LA Zoo Department				
Light Duty Truck	Electric	7	\$ 100,000	\$ 700,000
Sedan	Electric	2	45,000	90,000
Total LA Zoo Department		9	\$	790,000
Library Department				
Construction Equipment	Electric	1	\$ 50,000	\$ 50,000
Medium Duty Truck	Electric	5	80,000	400,000
Total Library Department		6	\$	450,000
Planning Department				
Light Duty Truck	Electric	1	\$ 60,000	\$ 60,000
Total Planning Department		1	\$	60,000
Police Department				
Dual Purpose	Hybrid	200	\$ 74,000	\$ 14,800,000
Plain	Hybrid	129	58,000	7,482,000
Specialized Utility	Gasoline	16	129,688	2,075,008
Undercover	Gasoline	51	45,000	2,295,000
Total Police Department		396	\$	26,652,008
Department of Public Works - Bureau of Engineering				
Medium Duty Truck	Gas	1	\$ 160,000	\$ 160,000
Sedan	Electric	2	45,000	90,000
Total Bureau of Engineering		3	\$	250,000
Department of Recreation and Parks				
Class 7 Or 8 Truck	CNG	1	\$ 100,000	\$ 100,000
Class 7 Or 8 Truck	CNG	1	115,000	115,000
Class 7 Or 8 Truck	Gas	1	125,000	125,000
Class 7 Or 8 Truck	Gas	4	175,000	700,000
Class 7 Or 8 Truck	Gas	1	425,000	425,000
Light Duty Truck	Electric	24	60,000	1,440,000
Light Duty Truck	Electric	21	100,000	2,100,000
Light Duty Truck	Electric	1	335,000	335,000
Light Duty Truck	Electric	1	375,000	375,000
Medium Duty Truck	Electric	2	175,000	350,000
Total Department of Recreation and Parks		57	\$	6,065,000
Department of Public Works - Bureau of Street Services				
Class 7 Or 8 Truck	Electric	2	\$ 100,000	\$ 200,000
Class 7 Or 8 Truck	CNG	6	100,000	600,000
Class 7 Or 8 Truck	Gas	3	100,000	300,000
Class 7 Or 8 Truck	Gas	1	140,000	140,000
Class 7 Or 8 Truck	CNG	1	140,000	140,000
Class 7 Or 8 Truck	Electric	2	180,000	360,000
Class 7 Or 8 Truck	CNG	22	200,000	4,400,000
Class 7 Or 8 Truck	Gas	1	400,000	400,000
Construction Equipment	Gas	2	900,000	1,800,000
Light Duty Truck	Electric	1	60,000	60,000
Light Duty Truck	Electric	1	80,000	80,000
Light Duty Truck	Electric	4	100,000	400,000
Light Duty Truck	Electric	1	400,000	400,000
Total Bureau of Street Services		47	\$	9,280,000

**2024-25 PROPOSED BUDGET - REPLACEMENT PROGRAM
FLEET VEHICLES AND RELATED EQUIPMENT BY FUNDING SOURCE**

Vehicle or Equipment Classification	Fuel Type	Quantity	Unit Cost*	Total Cost*
Department of Transportation				
Class 7 Or 8 Truck	Gas	1	\$ 100,000	\$ 100,000
Class 7 Or 8 Truck	Gas	1	200,000	200,000
Class 7 Or 8 Truck	Gas	2	375,000	750,000
Light Duty Truck	Electric	2	60,000	120,000
Light Duty Truck	Electric	11	100,000	1,100,000
Light Duty Truck	Electric	5	110,000	550,000
Medium Duty Truck	Electric	7	100,000	700,000
Medium Duty Truck	Electric	1	150,000	150,000
Medium Duty Truck	Electric	4	160,000	640,000
Sedan	Electric	26	55,000	1,430,000
Total Department of Transportation		60	\$	5,740,000
Subtotal MICLA Financed		696	\$	103,240,895
Total - Replacement Program*		1011	\$	128,804,935

*The unit cost and total cost included in this schedule may vary slightly from budgeted General Fund, MICLA, and special fund amounts. Budgeted amounts typically allow for minor cost variations that may occur at the time of purchase.

**2024-25 PROPOSED BUDGET - NEW VEHICLE PROGRAM
FLEET VEHICLES AND RELATED EQUIPMENT BY FUNDING SOURCE**

Vehicle or Equipment Classification	Fuel Type	Quantity	Unit Cost*	Total Cost*
LIBRARY				
Library Department				
Pick Up Truck	Electric	1	\$56,000	\$ 56,000
Total Library Department		1	\$	56,000
Subtotal Library Financed		1	\$	56,000
SUPPLEMENTAL LAW ENFORCEMENT SERVICES FUND (SLESF)				
Police Department				
Police Patrol Vehicle	Gasoline	4	\$ 138,000	\$ 552,000
Passenger Van	Gasoline	1	91,000	91,000
Total Police Department		5	\$	643,000
Subtotal SLESF Financed		5	\$	643,000
MUNICIPAL IMPROVEMENT CORPORATION OF LOS ANGELES (MICLA) FINANCING				
Fire Department				
Pickup Truck	Diesel	4	\$ 150,000	\$ 600,000
Sedan-Non-Emergency	Gasoline	2	35,000	70,000
Service Truck (Dozer Tender)	Diesel	1	541,187	541,187
Crew Carrier Apparatus	Diesel	2	495,695	991,390
4x4 Crew Cab Truck	Diesel	2	158,085	316,170
Pickup Truck-Crew Cab-Station Plugbuggy	Diesel	2	75,000	150,000
Fast Response Vehicle	Diesel	4	166,277	665,108
Emergency SUV	Gasoline	9	107,000	963,000
Pierce US&R Apparatus	Diesel	1	2,255,224	2,255,224
Heavy Haul Semi Truck with Trailer	Diesel	1	735,427	735,427
Total Fire Department		28	\$	7,287,506
Information Technology Agency				
Sport Utility Vehicle, 4X4	Gasoline	1	\$ 80,000	\$ 80,000
4X4 Truck	Gasoline	11	80,000	880,000
Total Information Technology Agency		12	\$	960,000
Department of Public Works - Bureau of Sanitation				
All Purpose Vehicle	Electric	3	\$ 73,000	\$ 219,000
Light Duty Truck	Electric	18	103,000	1,854,000
Heavy Duty Truck	Gasoline	1	350,000	350,000
Rear Loader	Electric	5	1,029,000	5,145,000
Stakebed Pickup	Electric	7	300,000	2,100,000
Skip Loader	Diesel	1	122,000	122,000
Medium Duty Truck	Gasoline	13	170,000	2,210,000
Medium Duty Truck	Electric	1	300,000	300,000
Total Bureau of Sanitation		49	\$	12,300,000
Department of Public Works - Bureau of Street Lighting				
Cement Truck	Gasoline	1	\$ 270,000	\$ 270,000
Total Bureau of Street Lighting		1	\$	270,000
Subtotal MICLA Financed		90	\$	20,817,506
Total - New Vehicle Program*		96	\$	21,516,506
Grand Total - New and Replacement Vehicle Programs*		1107	\$	150,321,441

*The unit cost and total cost included in this schedule may vary slightly from budgeted General Fund, MICLA, and special fund amounts. Budgeted amounts typically allow for minor cost variations that may occur at the time of purchase.

HOMELESS BUDGET

BASIS FOR THE PROPOSED BUDGET

The 2024-25 Proposed Budget for homeless-related expenditures relates to the current year funding as follows:

	General Fund	Special Funds	Total	% Change
2023-24 Adopted Budget	\$ 473,849,754	\$ 803,900,095	\$ 1,277,749,849	
Citywide Homeless and Housing Services Subtotal	\$ 473,849,754	\$ 803,900,095	\$ 1,277,749,849	
2024-25 Proposed Budget	\$ 330,397,520	\$ 620,361,958	\$ 950,759,478	
Citywide Homeless and Housing Services Subtotal	\$ 330,397,520	\$ 620,361,958	\$ 950,759,478	
Change from 2023-24 Budget	\$ (143,452,234)	\$ (183,538,137)	\$ (326,990,371)	(25.6)%

The Homeless Budget describes anticipated spending authorized by the Budget and anticipated during the fiscal year for the provision of housing and services to homeless individuals and families in the City. Items included as part of the Homeless Budget are funded within the individual budgets for the Los Angeles Homeless Services Authority (LAHSA), City departments, the Unappropriated Balance (UB), and the General City Purposes (GCP) budget.

BUDGET HIGHLIGHTS

LA Alliance Settlement

The City of Los Angeles recently reached an agreement with the LA Alliance for Human Rights. In the agreement, the City commits to increase the number of housing and shelter opportunities to accommodate 60 percent of individuals identified as shelter-appropriate within the City, based on the 2022 homeless count/Point in Time Count.

For 2024-25, the investment toward complying with the settlement is described in the table below, and where appropriate, in the departmental and non-departmental sections that follow:

Housing Type	2024-25 Investment	Number of Beds/Units	Funding Sources
Interim Housing	\$ 60,183,470	186	Homeless Housing, Assistance and Prevention Program (HHAP), GCP - Additional Homeless Services, Emergency Stabilization Beds Grant
Permanent Supportive Housing (PSH) Units (Prop HHH and Non-Prop HHH units)	\$ 120,260,000	859	Prop HHH, CDBG, HOME ARP, HHAP
Master (Apartment) Leasing	TBD	TBD	TBD
TOTAL	\$ 180,443,470	1,045	

Proposition HHH

Proposition HHH (Prop HHH), approved by voters in November 2016, authorizes the City to issue up to \$1.2 billion in General Obligation (GO) bonds to finance the development of Permanent Supportive Housing (PSH), affordable housing, and service facilities. PSH units house chronically homeless individuals and homeless households, and are combined with services, which may include mental and health services, and education and job training. GO bond proceeds may also fund facilities that provide services to the homeless, such as service centers, health centers, shelters, storage, and shower facilities. Bond proceeds may only be used for construction and capital improvements, not operations or services. Prop HHH projected expenditures include housing projects that have been included in a previously approved Prop HHH Project Expenditure Plan (PEP). Only housing projects that are projected to execute loan agreements and are ready to start construction are included in the PEP. Prop HHH bond issuances require Mayor and Council approval.

State Grants

The State of California awarded the City of Los Angeles the Homeless Housing, Assistance and Prevention Program Round 4 (HHAP 4) grant and the City has applied for the Homeless Housing, Assistance, and Prevention Round 5 (HHAP 5). Additionally, the City was awarded the State Encampment Resolution Fund (ERF).

The City has been awarded HHAP 4 grant funding in the amount of \$143,640,000. These funds will be used to support interim housing operations, outreach, public health services, hygiene facilities, programs for youth experiencing homelessness or at-risk of being homeless, and other services. The City collaborated with the County of Los Angeles and the Los Angeles Homeless Services Authority to establish program goals. The City will receive an initial disbursement 50 percent of the total allocation. The City will receive the remaining allocation upon expenditure of 25 percent of the total allocation. 100 percent of funds must be expended by June 30, 2027.

The City has applied for HHAP 5 grant funding in the amount of \$164,335,500. If awarded, the HHAP 5 grant funds will primarily be applied towards continuing shelter interventions, outreach, hygiene services, supportive services, systems support, and administrative costs, which will also support the Regionally Coordinated Homeless Action Plan that was coordinated with the County and other local jurisdictions. The City will receive an initial disbursement 50 percent of the total allocation. The City will receive the remaining allocation upon expenditure of 50 percent of the total allocation by June 30, 2026. 100 percent of funds must be expended by June 30, 2028.

The City was awarded \$2,416,890.84 in ERF funds to support an effort that focuses on reducing vehicular Homelessness. The effort will incorporate the Citywide RV Homelessness Strategies identified by the Outreach Team at the Office of the City Administrative Officer. The California Interagency Council on Homelessness has awarded the grant, with the expectation that 50 percent of the funds will be obligated by June 30, 2025 and 100 percent will be expended by June 30, 2026.

LOS ANGELES HOMELESS SERVICES AUTHORITY

The Los Angeles Homeless Services Authority (LAHSA) is a Joint Powers Authority created and designated by the City and County of Los Angeles to act on behalf of both entities to address homelessness. LAHSA is a direct administrator of publicly-funded homeless programs throughout the Los Angeles region. LAHSA advises and participates in the framing of major public programs that affect people experiencing homelessness.

<u>Los Angeles Homeless Services Authority</u>	2023-24 Adopted Budget	2024-25 Proposed Budget
<ul style="list-style-type: none"> ● Annual Homeless Point-in-Time Count – The U.S. Department of Housing and Urban Development requires an annual census of those experiencing homelessness during the last 10 days of January for local jurisdictions to receive McKinney-Vento Homeless Assistance Grant funding. The census is a community-wide effort, funded equally by the City and County, and made possible with the support of volunteers. 	\$ 933,668	\$ 933,668
<ul style="list-style-type: none"> ● Los Angeles Continuum of Care (CoC) Administration – A CoC is a regional or local planning body that coordinates housing and services funding for homeless families and individuals. LAHSA is the lead agency for the Los Angeles CoC. As the lead agency, LAHSA coordinates crisis housing, provides critical, basic shelter for individuals and families experiencing homelessness and in need of immediate housing, and provides a point-of-entry into the Coordinated Entry System. The U.S. Department of Housing and Urban Development awards LAHSA with annual grants and bonus grants for the CoC and the City's cash match, along with the County of Los Angeles, continues to leverage federal grant funds. <ul style="list-style-type: none"> ● Administration and Operations (\$5,541,720) ● Enterprise Grants Management System (\$243,000) ● Continuum of Care Coordinated Assessment Match (\$254,883) ● Continuum of Care Planning Program Grant Match (\$156,250) ● Domestic Violence Support Services Only Grant Match (\$125,000) ● Homeless Management Information System Cash Match (\$298,658) 	6,060,783	6,619,511
<ul style="list-style-type: none"> ● Shelter and Housing Interventions – LAHSA provides case management, counseling, and housing placement services to participants, which allows program sponsors to more effectively address the emergency, interim, transitional, and permanent housing needs of vulnerable individuals and families experiencing homelessness in the City. This category includes funding for all interim housing solutions, such as emergency and crisis housing, bridge housing, and Housing Navigation Services, as well as the (Winter) Shelter Program interim housing solutions during inclement weather. <ul style="list-style-type: none"> ● Coordinated Entry System Interim Housing for Families, Singles, and Youth (\$14,303,537) ● Housing Navigation (\$1,000,000) ● Shelter Program (\$1,560,735) 	14,608,114	16,864,272

Los Angeles Homeless Services Authority	2023-24 Adopted Budget	2024-25 Proposed Budget
<ul style="list-style-type: none"> ● Street Strategies - The City's street-based homelessness strategies are focused on conducting outreach and engagement; expanding hygiene, sanitation, and storage options for people living on the streets; increasing diversion opportunities for people experiencing homelessness; and expanding collaborations with stakeholders. Access and navigation centers and storage programs continue to provide critical services to connect unsheltered residents with supportive services and housing resources. Funding for homeless outreach, primarily conducted through Homeless Engagement Teams (HETs) is provided to support the equivalent of six months to conduct direct outreach to homeless individuals who typically do not seek shelter or service programs of their own initiative. This outreach facilitates better access to City and County homeless resources, including the Coordinated Entry System. <ul style="list-style-type: none"> ● Access Center - Weingart (\$319,701) ● C3 Partnership - Skid Row (\$339,641) ● Coordinated Entry System - Navigation Centers (\$2,161,000) ● Emergency Management Dedicated Staffing (\$140,682) ● Homeless Engagement Teams - (\$4,075,686) ● Homeless Engagement Teams - Operation Healthy Streets (\$339,641) ● Mobile Showers – Shower of Hope (\$290,000) ● Operation Healthy Streets (\$4,344,950) ● Involuntary Storage (\$1,073,312) ● Safe Parking (\$1,518,400) ● Outreach (System) Navigators (\$629,583) ● Voluntary Storage (\$3,079,470) 	\$ 16,843,363	\$ 18,312,066
LAHSA Subtotal	<u>\$ 38,445,928</u>	<u>\$ 42,729,517</u>

CITY DEPARTMENTS

City departments complement the work of LAHSA to help design, implement, and coordinate the efficient provision of services to individuals and families in the City to ultimately end homelessness.

	2023-24 Adopted Budget	2024-25 Proposed Budget
Aging		
<ul style="list-style-type: none"> • Older Workers Employment Program – Funding is provided for part-time, work-based training opportunities at local community service agencies for older unemployed individuals who have poor employment prospects and for departmental staff to support this program. Full year funding is provided for four positions consisting of two Administrative Clerks, one Social Worker I, and one Management Analyst to support this program. The proposed increase reflects anticipated salary expenditures. 	\$ 728,959	\$ 744,648
Animal Services		
<ul style="list-style-type: none"> • Homeless Services Support/Pet Resource Centers – Funding is provided for one Senior Animal Control Officer to provide departmental liaison services to the homeless community. The proposed increase reflects anticipated salary expenditures. 	80,491	82,979
City Administrative Officer		
<ul style="list-style-type: none"> • Citywide Homeless Initiative – Funding is provided for three positions consisting of one Chief Administrative Analyst, one Senior Administrative Analyst I, and one Administrative Analyst to address and manage homelessness issues as directed in the Comprehensive Homeless Strategy (C.F. 15-1138-S1). The proposed decrease reflects anticipated salary expenditures. 	489,259	482,302
<ul style="list-style-type: none"> • Comprehensive Cleaning and Rapid Engagement (CARE and CARE+) Outreach Team – Funding was provided to establish contracts with qualified providers to conduct direct homeless outreach and engagement in conjunction with CARE and CARE + teams. 	9,283,507	-
<ul style="list-style-type: none"> • Homelessness Oversight – Funding is provided for one Assistant City Administrative Officer to provide homelessness oversight. The proposed increase reflects anticipated salary expenditures. 	281,985	300,753
<ul style="list-style-type: none"> • Proposition HHH Facilities Bond Program – Funding is provided for one Senior Administrative Analyst II for the Proposition HHH Program. The proposed decrease reflects anticipated salary expenditures. 	182,072	178,946
<ul style="list-style-type: none"> • Street Medicine Team – Funding is provided for two Senior Administrative Analyst Is to support the Street Medicine Program. The proposed increase reflects anticipated salary expenditures, as the positions were only provided nine-months funding in 2023-24. 	220,026	284,629
City Attorney		
<ul style="list-style-type: none"> • Proposition HHH Legal Support – Funding is provided for three positions consisting of two Deputy City Attorney IIs and one Paralegal I to provide legal support for the Homelessness Reduction and Prevention, Housing, and Facilities Bond Issue Program (Proposition HHH). The costs of these positions are partially reimbursed by the Proposition HHH program. The proposed decrease reflects anticipated salary expenditures. 	377,244	375,843
<ul style="list-style-type: none"> • Tenant Anti-Harassment Implementation Support – Funding is provided for one Deputy City Attorney II to provide administrative support to the Housing Department on matters resulting from the rent stabilization ordinance. Funding is provided by the Rent Stabilization Trust Fund. The proposed increase reflects anticipated salary expenditures. 	145,064	145,713

	2023-24 Adopted Budget	2024-25 Proposed Budget
City Planning		
<ul style="list-style-type: none"> • Housing Unit – The unit provides case management services for entitlement cases with housing development activities. Funding is provided for nine positions to provide expertise in housing development and coordinate with other City agencies to help resolve issues related to affordable housing and permanent supportive housing development throughout the project entitlement and permitting process. Partial funding is provided by the Planning Case Processing Fund (\$416,580). The proposed decrease reflects anticipated salary expenditures. 	\$ 938,572	\$ 924,506
<ul style="list-style-type: none"> • Priority Housing – Funding is provided for five positions consisting of four City Planners and one Senior Administrative Clerk to expedite affordable housing projects Citywide at the Central, West-South, and Valley Project Planning Divisions. Funding is provided by the Case Processing Fund. The proposed increase reflects anticipated salary expenditures. 	518,282	532,664
<ul style="list-style-type: none"> • Streamlining Affordable Housing Permit Process – Funding is provided for seven positions consisting of one Senior City Planner, two City Planners, and four City Planning Associates to streamline the affordable housing permit approval process and support the Development Services Center Affordable Housing Services Unit. The proposed decrease reflects anticipated salary expenditures. 	760,210	747,375
Civil + Human Rights and Equity		
<ul style="list-style-type: none"> • Midnight Stroll Transgender Café – Funding is provided to support a safe haven for unsheltered transgender individuals in Hollywood between the hours of 9:00 pm and 7:00 am. 	100,000	100,000
Community Investment for Families		
<ul style="list-style-type: none"> • Expansion of Domestic Violence Shelter Operations – Funding was provided for one Management Analyst to provide additional support for the Domestic Violence and Human Trafficking Shelter Operations programs. In 2024-25, funding reflected salary expenditures for one Administrative Clerk, which has been added under Shelter Operations. 	89,694	-
<ul style="list-style-type: none"> • FamilySource Center (FSC) – Funding is provided for contractual services for emergency housing assistance and supportive services at 19 FamilySource Centers. In the 2023-24, funding was provided for 20 FSCs, in which 19 FSCs were operational. The proposed increase reflects full-year funding for 19 FSCs and anticipated salary expenditures. 	-	3,800,000
<ul style="list-style-type: none"> • FamilySource Center Expansion – Funding was provided for contractual services for emergency housing assistance and supportive services at the 20 FSCs. In 2024-25, funding for services is reflected under FamilySource Center. 	3,500,000	-
<ul style="list-style-type: none"> • Housing Navigation for Youth – Funding was provided for case management and housing navigation services for unaccompanied minors and transitional age youth. 	100,000	-
<ul style="list-style-type: none"> • Kid's First Program – Funding is provided for contractual services for the Kids First Program to help improve educational outcomes of housing insecure students and their families by providing assistance with basic needs, mental health support, financial wellness, and educational support. The proposed increase reflects a cost of living adjustment. 	700,000	749,483

	2023-24 Adopted Budget	2024-25 Proposed Budget
<ul style="list-style-type: none"> Shelter Operations – Funding is provided for the Domestic Violence and Human Trafficking Shelter Operations Program. The proposed amount includes five positions consisting of one Senior Project Coordinator, two Management Analysts, one Management Assistant, and one Administrative Clerk, and contractual services. Partial funding is provided by the Community Services Block Grant Trust Fund (\$18,569) and the Community Development Trust Fund (\$140,821). The increase reflects anticipated salary expenditures. There will be no change in the level of services provided. 	\$ 4,178,166	\$ 4,286,998
<ul style="list-style-type: none"> Solid Ground Program – Funding is provided for the Solid Ground Homelessness Prevention Program to provide homelessness prevention services at 19 FSCs. Funding is provided for three positions consisting of two Management Analysts and one Accountant, and contractual services. Partial funding is provided by the HOME-ARP (\$18,645). In the 2023-24, funding was provided for 20 FSCs, in which 19 FSCs were operational. The proposed increase reflects full-year funding for 19 FSCs and anticipated salary expenditures. 	4,126,384	4,706,768
<ul style="list-style-type: none"> Solid Ground Program Expansion – Funding was provided for contractual services to provide food boxes for the Solid Ground Program. In 2024-25, funding reflected has been added under Solid Ground Program. 	580,631	-
Disability		
<ul style="list-style-type: none"> Disability and Homeless Services Analyst – Funding is provided for one Management Analyst to support disability and homelessness initiatives. The proposed increase reflects anticipated salary expenditures. 	105,652	109,116
<ul style="list-style-type: none"> Durable Medical Equipment – Funding is provided in the Contractual Services Account for the Durable Medical Equipment program for distribution of medical equipment for disabled individuals experiencing homelessness or individuals with disabilities who are low income. 	-	50,000
<ul style="list-style-type: none"> Durable Medical Equipment Coordinator – Funding is provided for one Community Program Assistant III to assist in referral for disabled individuals experiencing homelessness or individuals with disabilities who are low income for the Durable Medical Equipment Program. The proposed cost reflects anticipated salary expenditures. 	-	91,162
<ul style="list-style-type: none"> Homeless and HIV Program – Funding is provided for the expansion the Homelessness and HIV Program, which hires community partners to engage the unhoused population directly with outreach, harm reduction, syringe exchange, overdose prevention, and referrals to in-house services. The proposed decrease represents the expansion of services for this program. This program was previously entitled HIV and Homelessness Pilot Program. 	400,000	200,000
<ul style="list-style-type: none"> Homelessness Outreach and Engagement – Funding was provided for two positions consisting of one Social Worker I and one Social Worker II to provide homeless outreach to individuals with disabilities. 	134,942	-
<ul style="list-style-type: none"> Homeless Services Coordinator – Funding is continued for one Community Program Assistant II to connect people with disabilities who are experiencing homelessness or at-risk of homelessness with information and linkages to a wide range of City and community services. These services include the City's temporary housing sites, auxiliary services, Durable Medical Equipment, and other disability related amenities that serve their needs. The proposed decrease reflects anticipated salary expenditures. 	90,971	77,331
<ul style="list-style-type: none"> Syringe Exchange – Funding was provided for syringe exchanges to homeless individuals with HIV/AIDS. In 2024-25, funding is continued under Homeless and HIV Program. 	30,000	-

	2023-24 Adopted Budget	2024-25 Proposed Budget
<ul style="list-style-type: none"> Unified Homeless Response Center Staff Enhancement – Funding was provided for one Community Program Assistant III to act as a liaison between the Department, the Mayor's Unified Homeless Response Center, and the City's Comprehensive Homeless Strategy stakeholders. Funding is proposed to be continued under Durable Medical Equipment Coordinator. 	\$ 91,890	\$ -
Economic and Workforce Development Department (EWDD)		
<ul style="list-style-type: none"> LA RISE – Funding is provided for the Los Angeles Regional Initiative for Social Enterprise (LA RISE) that provides job development activities for homeless individuals and for participants at A Bridge Home sites. These activities include subsidized employment for individuals with a history of homelessness, supportive case management designed to help prepare participants for continued employment, and training in both hard and soft skills. The program services are implemented through EWDD's existing network of 16 WorkSource Centers throughout the City. 	3,000,000	3,000,000
Emergency Management		
<ul style="list-style-type: none"> Homelessness Preparedness and Response – Funding is provided for three Emergency Management Coordinator Is to focus on emergency preparedness and response needs of residents experiencing homelessness. The proposed increase reflects anticipated salary expenditures. 	260,993	328,716
Fire		
<ul style="list-style-type: none"> Advanced Provider Response Unit (APRU) – Funding is provided for two positions consisting of one EMS Advanced Provider and one Firefighter III/Paramedic to provide emergency medical assistance, respond to non-urgent, low acuity-level call requests, and provide intervention services to 9-1-1 "super user" patients in Skid Row and surrounding areas. Funding is also included in the Sworn Bonus Account. The proposed increase reflects anticipated salary expenditures. 	286,095	299,288
<ul style="list-style-type: none"> Fast Response Vehicle – Funding is provided for six Firefighter IIIs to staff a Fast Response Vehicle, operating as a mobile triage unit at Fire Station 9 in the Skid Row area. Funding is also included in the Sworn Bonuses and Overtime, Constant Staffing accounts. The proposed increase reflects anticipated salary expenditures. 	1,122,684	1,127,884
<ul style="list-style-type: none"> SOBER Unit – Funding is provided for one Firefighter III/Paramedic to support Sobriety Emergency Response (SOBER) Unit deployment. Funding is also included in the Sworn Bonuses Account. The proposed increase reflects anticipated salary expenditures. 	134,026	142,646
General Services Department		
<ul style="list-style-type: none"> Custodial Services for the Los Angeles City Mall – Funding is provided for monthly pest control (\$200,000) and pressure washing (\$100,000) services at the LA City Mall and surrounding municipal buildings. 	300,000	300,000
<ul style="list-style-type: none"> Hepatitis A Prevention and Custodial Service – Funding is provided for three Custodians to address Hepatitis A concerns at the Central Library. Funding in the base budget includes costs for contracted employees and vendor supplies at various branch libraries. Funding will be reimbursed by the Library Department. The proposed increase reflects anticipated salary expenditures. 	150,708	151,700
<ul style="list-style-type: none"> Homeless Intervention Unit – Funding is provided for four positions consisting of one Real Estate Officer, one Senior Real Estate Officer, one Building Maintenance District Supervisor, and one Property Manager II to support a homeless intervention unit. The proposed decrease reflects anticipated salary expenditures. 	517,988	512,933

	2023-24 Adopted Budget	2024-25 Proposed Budget
Housing Department		
<ul style="list-style-type: none"> ● Construction Services – Funding is provided for one Rehabilitation Construction Specialist I to support the Construction Services Unit. Partial funding is provided by the SB 2 Permanent Local Housing Allocation Fund (\$40,365). This positions will be partially reimbursed by Proposition HHH Bond proceeds. The proposed decrease is due to one vacant position not being continued. 	\$ 230,656	\$ 110,697
<ul style="list-style-type: none"> ● Construction Services for Proposition HHH – Funding is provided for one Rehabilitation Construction Specialist I to review and approve documents and reports for Proposition HHH Program projects in construction. This position will be reimbursed by Proposition HHH Bond proceeds. The proposed decrease reflects anticipated salary expenditures. 	115,328	110,696
<ul style="list-style-type: none"> ● Eviction Defense Program – Funding is provided for two positions consisting of one Housing Planning and Economic Analyst and one Communications Information Representative I to administer the Eviction Defense Program. 	-	157,588
<ul style="list-style-type: none"> ● Eviction Defense Program New Positions– Funding is provided for two positions consisting of one Management Analyst and one Senior Administrative Clerk to administer the Eviction Defense Program. 	-	120,133
<ul style="list-style-type: none"> ● Homelessness Services – Funding is provided for two positions consisting of one Senior Management Analyst I and one Management Analyst to implement homeless prevention and permanent housing production and to coordinate homelessness related contracts. The proposed increase reflects anticipated salary expenditures. 	202,348	212,145
<ul style="list-style-type: none"> ● Lease Up Coordinator for Permanent Supportive Housing – Funding is provided for one Management Analyst to coordinate the lease up of permanent supportive housing projects, including Proposition HHH and Homekey projects. 	-	70,816
<ul style="list-style-type: none"> ● Los Angeles Homeless Services Authority – Funding is provided for four positions consisting of one Project Coordinator, one Senior Project Coordinator, and two Management Analysts to provide oversight of LAHSA's homeless services programs. Partial funding is provided by the Community Development Trust Fund (\$116,641) and the Federal Emergency Solutions Grant Fund (\$87,738). The proposed decrease reflects anticipated salary expenditures. This program was previously entitled "Oversight and Reporting of LAHSA's Homeless Services." 	388,121	386,223
<ul style="list-style-type: none"> ● Prevailing Wage Monitoring for Proposition HHH – Funding is provided for one Management Analyst to assist in monitoring prevailing wages during the construction of Proposition HHH Program projects. The proposed increase reflects anticipated salary expenditures. 	88,803	90,922
<ul style="list-style-type: none"> ● Proposition HHH Contracts – Funding is provided for estimating (\$286,000) and prevailing wage compliance (\$217,500) services to provide additional support to the Proposition HHH Program. 	503,500	503,500
<ul style="list-style-type: none"> ● Proposition HHH Occupancy Monitoring – Funding is provided for one Management Analyst to monitor tenant occupancy requirements in Proposition HHH Program units and contractual services funds for occupancy monitoring services for affordable housing units funded by Proposition HHH. The proposed increase reflects anticipated salary expenditures and higher anticipated contractual services spending. 	197,394	214,735
<ul style="list-style-type: none"> ● Proposition HHH Program Staff – Funding is provided for seven positions consisting of three Finance Development Officer Is, one Finance Development Officer II, one Community Housing Program Manager, and two Management Analysts to provide underwriting support for the Proposition HHH Program. These positions will be reimbursed by Proposition HHH Bond proceeds. The proposed decrease reflects anticipated salary expenditures due to two vacant positions not being continued. 	1,130,206	862,387

	2023-24 Adopted Budget	2024-25 Proposed Budget
<ul style="list-style-type: none"> • Proposition HHH Supplemental – Funding is provided to address anticipated workload from the Proposition HHH Program. Of the \$1.3 million, \$556,000 will be reimbursed by Proposition HHH Bond proceeds. There will be no net change to the overall funding provided to the Department. 	\$ 1,699,000	\$ 1,303,611
<ul style="list-style-type: none"> • Street Medicine – One-time funding is provided to fund medical services for individuals experiencing homelessness who are unable to visit traditional, brick-and-mortar medical establishments. The funding will leverage \$3 million of HHAP funding. 	1,000,000	2,000,000
<ul style="list-style-type: none"> • Supportive Housing Services – Funding is provided for one Assistant Chief Grants Administrator to oversee Supportive Housing Services, which consist of the Los Angeles Homeless Services Authority and Housing Opportunities for Persons with Aids programs. Funding is provided by the Community Development Trust Fund. The proposed increase reflects anticipated salary expenditures. 	112,307	128,505
<ul style="list-style-type: none"> • Tenant Anti-Harassment Implementation – Funding is provided for three positions consisting of one Communications Information Representative II, one Housing Investigator I, and one Senior Housing Investigator I to support the implementation of the Tenant Anti-Harassment Ordinance. Funding is provided by the Rent Stabilization Trust Fund. The proposed decrease is due to one vacant position not being continued. 	366,274	287,033
<ul style="list-style-type: none"> • Tenant Anti-Harassment Task Force – Funding is provided for 10 positions consisting of one Principal Inspector, five Senior Housing Inspectors, one Housing Planning and Economic Analyst, one Management Analyst, one Housing Investigator I, and one Administrative Clerk to enforce the Tenant Anti-Harassment Ordinance. 	-	1,051,730
Police Department		
<ul style="list-style-type: none"> • Homeless Coordinator Resources – Funding is provided for two positions consisting of one Police Sergeant II and one Secretary for the Office of Operations' Homeless Coordinator. Additional funds are proposed to reflect anticipated salary expenditures, including the salary differential between a Police Officer II and Police Officer III for four additional officers to be assigned to this office for the purpose of coordinating within each of the four Police Bureaus. This Office coordinates the Department's response to crime and quality of life issues for residents, business owners, and visitors to the City and ensures the Department's alignment with the Mayor and Council's homelessness policies and priorities. The proposed increase reflects anticipated salary expenditures. 	255,326	262,437
<ul style="list-style-type: none"> • Overtime for Interim Homeless Housing Sites – Funding is provided relative to the Overtime Sworn Account for security patrols within the vicinity of interim homeless housing shelter sites. In 2023-24, the \$6.3 million of the \$8.4 million budget, was transferred from the UB to the Department for the same line item. 	2,090,000	8,360,000
<ul style="list-style-type: none"> • Resource Enhancement Services and Enforcement Team – Funding is provided for two positions consisting of one Police Lieutenant I and one Police Officer III for the Central Bureau Citywide Homelessness Coordinator's Office, which coordinates the Department's response to crime and quality of life issues for residents, business owners, and visitors to the City and ensures the Department's alignment with the Mayor and Council's homelessness policies and priorities. The proposed increase reflects anticipated salary expenditures. 	316,967	329,725

	2023-24 Adopted Budget	2024-25 Proposed Budget
<ul style="list-style-type: none"> Unified Homeless Response Center – Funding is provided for four positions consisting of three Police Officer IIs and one Police Officer III to staff the Unified Homeless Response Center. These officers ensured coordination of City services relative to homelessness, including the City's Clean Street Los Angeles, Operation Healthy Streets, and the Skid Row Americans with Disabilities "Right of Way" Compliance teams. The proposed increase reflects anticipated salary expenditures. 	\$ 472,900	\$ 491,934
Public Works, Board		
<ul style="list-style-type: none"> Accounting Support – Funding is provided for two positions consisting of one Senior Accountant I and one Accounting Clerk to provide accounting and financial support to Proposition HHH, A Bridge Home Initiative, other homelessness-related projects, and hazardous waste invoicing. The proposed increase reflects anticipated salary expenditures. 	139,045	148,540
Public Works, Bureau of Contract Administration		
<ul style="list-style-type: none"> Interim Housing Inspection – Funding was provided for two Construction Inspectors to provide inspection services for interim housing projects in addition to expense funding. These positions have been discontinued. 	255,454	-
Public Works, Bureau of Sanitation		
<ul style="list-style-type: none"> Clean Streets Safety and Training Program – Funding is provided for one Refuse Crew Field Instructor to conduct training on the proper and safe operation of refuse collection vehicles and equipment. In addition, this position will proactively identify and correct work hazards and train employees on proper work techniques and field practices to prevent injuries. The proposed increase reflects anticipated salary expenditures. 	90,299	91,755
<ul style="list-style-type: none"> Coastal Comprehensive Cleaning and Rapid Engagement Plus Program (CARE+) Team – Funding is provided for four Maintenance Laborers for one CARE+ Team to service the coastal area, including Venice, Pacific Palisades, Playa del Rey, and Playa Vista in addition to expense funding. The proposed decrease reflects the discontinuance of three vacant Refuse Collection Truck Operator IIs and two Environmental Compliance Inspectors, and anticipated salary expenditure. There is no change in the level of services. 	772,828	312,165
<ul style="list-style-type: none"> Comprehensive Cleaning and Rapid Engagement Plus Program (CARE+) Expansion Second Shift Team – Funding is provided for 11 positions consisting of one Refuse Collection Supervisor, one Senior Environmental Compliance Inspector, two Environmental Compliance Inspectors, three Refuse Collection Operator IIs, and four Maintenance Laborers to form an additional CARE+ team on a second shift. The proposed decrease reflects anticipated salary expenditures. 	882,194	879,786

	2023-24 Adopted Budget	2024-25 Proposed Budget
<ul style="list-style-type: none"> <p>• Comprehensive Cleaning and Rapid Engagement Program (CARE) Comprehensive Cleaning and Rapid Engagement Plus Program (CARE+) – Funding is provided for 281 positions to staff 22 CARE+ and five CARE teams, including 56 base budget positions. These positions consist of two Chief Environmental Compliance Inspector IIs, three Chief Environmental Compliance Inspector Is, one Sanitation Solid Resources Manager II, two Sanitation Solid Resources Manager I, one Sanitation Wastewater Manager I, four Solid Resources Superintendents, 14 Refuse Collection Supervisors, one Senior Management Analyst II, one Senior Management Analyst I, one Management Analyst, two Administrative Clerks, 14 Senior Environmental Compliance Inspectors, 58 Environmental Compliance Inspectors, 77 Refuse Collection Truck Operator IIs, 98 Maintenance Laborers, one Waste Water Collection Supervisor, and one Public Relations Specialist II. These positions for the CARE teams are responsible for keeping the City's sidewalks and other public areas safe, clean, sanitary, and accessible for public use by all individuals in accordance with the provisions of Los Angeles Municipal Code Section 56.11. The CARE teams are deployed to the A Bridge Home sites and the Illegal Dumping teams provide service Citywide. These positions for the CARE+ teams are responsible for removing abandoned waste from the public right of-way and cleaning homeless encampments. These teams are deployed to the highest need areas of the City. The proposed decrease reflects the discontinuation of 22 vacant positions consisting of 18 Environmental Compliance Inspectors, three Refuse Collection Truck Operator IIs, and one Maintenance Laborer, and anticipated salary expenditures. There is no change in the level of service.</p> 	\$ 44,785,820	\$ 39,812,177
<ul style="list-style-type: none"> <p>• Comprehensive Cleaning and Rapid Engagement Program (CARE) Comprehensive Cleaning and Rapid Engagement Plus Program (CARE+) Administrative Program Support – Funding is provided for 16 positions consisting of one Senior Management Analyst II, one Senior Management Analyst I, five Management Analysts, one Senior Communications Operator I, two Senior Administrative Clerks, five Administrative Clerks, and one Accounting Clerk to provide administrative and program support for the CARE/CARE+ teams in addition to expense funding. The proposed decrease reflects the discontinuation of three positions consisting of two Management Analysts and one Senior Administrative Clerk, and anticipated salary expenditure. There is no change in the level of service.</p> 	1,776,189	1,346,502
<ul style="list-style-type: none"> <p>• Comprehensive Cleaning and Rapid Engagement Program (CARE) Comprehensive Cleaning and Rapid Engagement Plus Program (CARE+) Program Support – Funding is provided for three positions (\$347,656) consisting of one Senior Management Analyst I, one Service Coordinator, and one Management Analyst to support the CARE/CARE+ teams in addition to expense funding for hazardous waste removal services (\$7,949,000), vehicle rentals (\$2,106,000), and disposal fees (\$586,620) as part of the City's comprehensive cleaning program through the CARE/CARE+ Teams. The proposed decrease reflects anticipated salary and service expenditures.</p> 	11,080,902	10,989,276
<ul style="list-style-type: none"> <p>• Comprehensive Cleaning and Rapid Engagement Program (CARE) Information Services Oversight – Funding is continued for one Geographic Information Systems Supervisor I to oversee the CARE Program's digital data collection, service tracking, and reporting and other Livability Services data programs. The proposed increase reflects full-year funding and anticipated salary expenditures.</p> 	89,609	116,075

	2023-24 Adopted Budget	2024-25 Proposed Budget
<ul style="list-style-type: none"> ● Hollywood Comprehensive Cleaning and Rapid Engagement Plus (CARE+) – Funding is provided for seven positions consisting of one Refuse Collection Supervisor, one Senior Environmental Compliance Inspector, one Environmental Compliance Inspectors, one Refuse Truck Collection Operator II, and three Maintenance Laborers for one CARE+ Team to service three Council Districts in the Hollywood areain addition to expense funding. In 2022-23, this program was entitled Additional Comprehensive Cleaning and Rapid Engagement Plus (CARE+) Team. The proposed decrease reflects the discontinuation of four vacant positions consisting of two Refuse Collection Truck Operator IIs, one Environmental Compliance Inspector, and one Maintenance Laborer, and anticipated salary expenditures. There is no change in the level of service. 	\$ 1,120,694	\$ 808,094
<ul style="list-style-type: none"> ● Livability Services Facilities Planning – Nine-months funding is provided for one Civil Engineering Associate III to lead planning, design, construction, and maintenance oversight of the five permanent Livability Services regional facilities. 	-	86,941
<ul style="list-style-type: none"> ● Livability Services Inventory Support – Nine-months funding is provided for one Storekeeper II to manage supplies inventory and distribution at the newly centralized warehouse at the Livability Services, Young's Market location. 	-	46,060
<ul style="list-style-type: none"> ● Livability Services Managment Expansion – Nine-months funding is provided for one Sanitation Solid Resources Manager II to manage a newly established Livability Services CARE Division. 	-	123,175
<ul style="list-style-type: none"> ● Livability Services Safety Training – Funding is provided for five positions consisting of one Safety Engineer, three Refuse Crew Field Instructors, and one Safety Engineering Associate II to establish safety procedures and practices for CARE/CARE+ teams. This program was previously entitled CARE/CARE+ Safety Procedures. The proposed decrease reflects the discontinuation of one vacant Safety Engineering Associate II and anticipated salary expenditures. There is no change in the level of service. 	546,537	504,036
<ul style="list-style-type: none"> ● Mobile Hygiene Centers Program – Funding and resolution authority is provided for 13 Wastewater Collection Worker IIs to provide hygiene facilities for homeless individuals in addition to expense funding for community based organization services, tow vehicle rental, and program expenses. The proposed decrease reflects anticipated salary and program expenditures. There is no change in the level of service. 	5,907,345	4,094,794
<ul style="list-style-type: none"> ● Operation Healthy Streets (OHS) – Funding is provided in the base budget for 11 positions consisting of four Environmental Compliance Inspectors, three Wastewater Collection Worker IIs, one Senior Environmental Compliance Inspector, one Refuse Collection Truck Operator II, and two Maintenance Laborers. This team provides comprehensive cleanups and hazardous waste removal in the downtown Los Angeles and Venice Skid Row areas in addition to expense funding. The proposed decrease reflects anticipated salary expenditures. 	1,410,693	1,400,668
<ul style="list-style-type: none"> ● Regional Storage Facilities – Funding is provided for 28 positions consisting of one Chief Environmental Compliance Inspector I, two Senior Environmental Compliance Inspectors, 11 Environmental Compliance Inspectors, 11 Maintenance Laborers, and three Administrative Clerks for the establishment of regional storage facilities at three Hubs (Lopez Canyon, CLARTS and Jefferson Yard) which would be served by multiple satellite facilities in addition to expense funding.. The proposed decrease reflects anticipated salary expenditures. 	3,631,065	3,599,318
Recreation and Parks		
<ul style="list-style-type: none"> ● 24-Hour Public Restroom Access (Venice) – Funding is provided to allow year-round 24-hour access to one public restroom (ten stalls) at Venice Beach. The proposed decrease reflects anticipated salary expenditures. 	245,537	244,750

	2023-24 Adopted Budget	2024-25 Proposed Budget
<ul style="list-style-type: none"> • Bulky Item Illegal Dumping Crew – Funding is provided for seven positions consisting of three Gardener Caretakers, one Equipment Operator, one Park Maintenance Supervisor, one Electrician, and one Plumber to staff a dedicated Bulky Item Illegal Dumping Crew. The proposed increase reflects anticipated salary expenditures. 	\$ 783,552	\$ 792,084
<ul style="list-style-type: none"> • Gladys Park Maintenance Program – Funding is provided for ground maintenance and security services at Gladys Park located in Skid Row. 	169,678	169,678
<ul style="list-style-type: none"> • Homeless Encampment Cleanup – Funding is provided for 32 positions, consisting of 11 Gardener Caretakers, six Security Officers, five Senior Gardeners, four Equipment Operators, one Electrician, one Plumber, and four Park Maintenance Supervisors to comprise four additional Bulky Item Illegal Dumping (BIID) Crew to assist with homeless encampment cleanups. The proposed increase reflects anticipated salary expenditures. 	2,306,478	2,312,204
<ul style="list-style-type: none"> • Park Restroom Enhancement Program – Funding is provided to continue the increased frequency of restroom cleaning by one additional cleaning per day at 50 heavily-used park locations and also expand bathroom operating hours at various park locations to meet the needs of park patrons. The proposed decrease reflects anticipated salary expenditures. 	4,138,593	4,119,863
<ul style="list-style-type: none"> • San Julian Park Maintenance Program – Funding is for ground maintenance and security services at San Julian Park in Skid Row. 	221,871	221,871
Transportation		
<ul style="list-style-type: none"> • Community Assistance Parking Program – Funding is provided for two positions consisting of one Management Assistant and one Senior Administrative Clerk. These positions will support the Community Assistance Parking Program (CAPP), which allows individuals experiencing homelessness with open and unpaid parking citations to pay them by providing community service. The CAPP was approved as a pilot program by Council in 2017-18 (C.F. 15-1450-S1). The proposed decrease reflects anticipated salary expenditures. 	130,739	130,182
<ul style="list-style-type: none"> • Inside Safe Response Charter Bus Services – Funding is provided for a one-time basis in the Contractual Services account for charter transportation relocation services as part of the Inside Safe homelessness initiative. The proposed decrease reflects anticipated contractual services spending. There will be no change in level of service. 	600,000	300,000
City Departments Subtotal	\$ 124,260,747	\$ 114,539,194
Non-Departmental Appropriations		
General City Purposes		
<ul style="list-style-type: none"> • Additional Homeless Services – This continued one-time allocation funds gaps in the City's effort to address the homeless crisis. 	17,000,000	17,000,000
<ul style="list-style-type: none"> • CIRCLE: 24/7 Homelessness Crisis Response Pilot – Funding is provided for 24/7 Homelessness Crisis Response is a 24 hours per day, seven days per week, community-based response to non-violent emergencies involving people experiencing homelessness. 	8,000,000	8,000,000
<ul style="list-style-type: none"> • Clinica Romero – Clinica Romero provides for quality and affordable health care services that target underserved communities within the Greater Los Angeles area. 	100,000	100,000

	2023-24 Adopted Budget	2024-25 Proposed Budget
<ul style="list-style-type: none"> Homelessness Emergency (Inside Safe) – This funding supports the Mayor’s Office of Housing and Homelessness Solutions’ comprehensive efforts to bring unhoused Angelenos inside and improve affordable housing preservation and creation, homelessness prevention, and the delivery of County services. This includes the Inside Safe Initiative, a Citywide housing-led strategy to move people experiencing homelessness into interim housing with supportive services that lead to permanent housing. For 2024-25, there is a distinct focus on reducing costs by diversifying the interim housing portfolio, aligning efforts with the requirements of the LA Alliance settlement, and staying focused on metrics and outcomes in reporting. <p>The Homelessness Emergency budget anticipates \$185.5 million in total funding to be available for the Mayor’s Office of Housing and Homelessness Solutions in 2024-25 through this appropriation (\$80.0 million), a state grant (\$33.0 million), and the reappropriation of 2023-24 balances (estimated \$72.5 million). In adjusting the Homelessness Emergency Budget and eliminating the Inside Safe Reserve, the 2024-25 Budget decreases the overall allocation of General Fund revenue to the Inside Safe program by \$170 million.</p> <p>Funding is to be allocated to:</p> <ul style="list-style-type: none"> Interim housing Service provision and supportive services Permanent housing support (Housing Navigation/Time-Limited Subsidies) Housing acquisition Personnel and administration 	\$ 65,700,000	\$ 80,000,000
<ul style="list-style-type: none"> Homelessness Emergency (Inside Safe) 2023-24 – Funding from 2023-24 will be reappropriated to 2024-25 to support anticipated program expenditures. 	-	72,500,000
<ul style="list-style-type: none"> Homeless Housing Interventions – Funding was provided for housing intervention services in Council District 5. 	1,500,000	-
<ul style="list-style-type: none"> Homeless Outreach Teams – Funding was provided for homeless outreach team in Council District 10. 	400,314	-
<ul style="list-style-type: none"> Inside Safe Reserve – Funding was provided for the reserve account for transfer to the Homeless Emergency Account upon its use and in support of the Inside Safe initiatives. The 2024-25 Budget includes funding for this program in the Homelessness Emergency Account. 	184,300,000	-
<ul style="list-style-type: none"> Mobile Laundry Truck – Funding is provided for Mobile Laundry Trucks to offer a place for individuals and families experiencing homelessness to wash clothes. 	67,600	67,600
<ul style="list-style-type: none"> Mobile Shower – Funding was provided to offer individuals experiencing homelessness shower services in Council District 1. 	20,000	-
<ul style="list-style-type: none"> Multidisciplinary Teams (MDTs) – Funding was provided for MDTs to facilitate the sharing of information between professionals who work on building trust and relationships with people experiencing homelessness in Council District 4. 	450,000	-
<ul style="list-style-type: none"> North Valley Caring Services Outreach Team – Funding was provided to support North Valley Caring Services in Council District 6. 	500,000	-
<ul style="list-style-type: none"> Opioid Settlement Funds – This allocation is for opioid abuse treatment for individuals in need of residential care for up to a year as a part of the Inside Safe Initiative. Funding is provided by the Opioid Settlement Trust Fund. 	-	4,000,000

	2023-24 Adopted Budget	2024-25 Proposed Budget
<ul style="list-style-type: none"> ● Peer to Peer Homeless Youth Ambassadors (North Valley) – Funding was provided to connect low-income college students who are homeless or at risk of falling into homelessness to supportive services and specialized training and paid work experience in Council District 7. 	\$ 111,000	\$ -
<ul style="list-style-type: none"> ● RV Pilot Expansion – Funding was provided to expand the RV Pilot Program to place individuals into housing and facilitate the voluntary removal of RVs in exchange for disposal incentives. 	500,000	-
<ul style="list-style-type: none"> ● Unified Homeless Response Center Data Project – This allocation is for ongoing licensing costs associated with the integrated platform to collect homelessness and encampment data, such as CARE/CARE+ data, inclement weather needs, and shelter bed availability. 	17,000	17,000
<ul style="list-style-type: none"> ● Volunteers of America Homeless Outreach – Funding was provided to assist Volunteers of America with homeless outreach in Council District 12. 	200,000	-
<u>Capital and Technology Improvement Expenditure Program (CTIEP)</u>		
<ul style="list-style-type: none"> ● Police Excess Storage – Funding was provided for construction of an excess storage site in Council District 9 to be managed as an official police garage for towed cars and recreational vehicles and support service coordination to direct homeless individuals previously residing in impounded vehicles into housing options. 	2,393,388	-
<u>Measure United to House LA (ULA)</u> <i>Affordable Housing Programs</i>		
<ul style="list-style-type: none"> ● Acquisition and Rehabilitation of Affordable Housing - Funds are provided for the acquisition, preservation, rehabilitation, lease, or operation of existing housing, including, but not limited to, rent-controlled properties, residential hotels, Accessory Dwelling Units (ADUs), and Junior ADUs, either without existing covenants requiring affordability or with existing covenants that will expire within 10 years of project onset, as defined by the Housing Department. The funding may also be used to extend and preserve buildings with expiring covenants through the newly proposed Preservation Program (C.F. 23-0311), fund deferred maintenance or other capital needs for existing covenanted properties, fund rehabilitation of at-risk projects, and fund the acquisition of existing or newly constructed units and/or matching funds for Project Homekey. During 2023-24, the funding for this item was moved to Multifamily Affordable Housing, less 8 percent for administration. 	61,804,680	37,196,631
<i>Homelessness Prevention Programs</i>		
<ul style="list-style-type: none"> ● Eviction Defense/Prevention – Funding is provided for a right-to-counsel program to provide housing-related legal services to low-income tenants threatened with eviction. The proposed increase reflects appropriations for all anticipated Measure ULA revenue in 2024-25. 	25,000,000	37,196,631
<ul style="list-style-type: none"> ● Income Support for Rent-Burdened At-Risk Seniors and Persons with Disabilities – Funding is provided for income assistance to rent-burdened, acutely, extremely, and very low-income households, including seniors (aged 65 years and above) and/or individuals with disabilities, at risk of becoming homeless. The proposed increase includes \$11 million in unspent appropriations from 2023-24 and \$37.2 in new appropriations. 	25,000,000	48,196,631
<ul style="list-style-type: none"> ● Protections from Tenant Harassment – Funding is provided for non-profit organizations and City services to monitor and enforce protections against tenant harassment and other tenant rights. 	12,195,320	11,158,990
<ul style="list-style-type: none"> ● Short-Term Emergency Assistance – Funding is provided for short-term emergency funding to tenant households at risk of becoming homeless. 	20,000,000	18,598,316
<ul style="list-style-type: none"> ● Tenant Outreach and Education – Funding is provided for tenant outreach, education, and navigation services. 	6,000,000	7,439,326

	2023-24 Adopted Budget	2024-25 Proposed Budget
<i>Municipal Housing Finance Fund (MHFF)</i>		
<ul style="list-style-type: none"> ● Acquisition for Interim and Permanent Housing – Funding was provided for the acquisition of interim and permanent housing beds to support persons experiencing homelessness. 	\$ 10,000,000	\$ -
<i>Municipal Improvement Corporation of Los Angeles (MICLA)</i>		
<ul style="list-style-type: none"> ● Bureau of Sanitation (BOS) Comprehensive Cleaning and Rapid Engagement (CARE) Vehicles Purchase – Funding is provided to purchase vehicles to support the CARE programs. 	3,626,000	12,300,000
<ul style="list-style-type: none"> ● Livability Service Division (LSD) Yard Improvements - Funding is provided to phase out regional LSD facility improvements Harbor LSD Regional Facility. In 2023-24, funding was also provided for Arlington LSD Regional Facility, Donald C. Tillman LSD Regional Facility, and Slauson LSD Regional Facility. 	3,110,151	694,846
<i>Proposition HHH</i>		
<ul style="list-style-type: none"> ● Acquisition for Interim and Permanent Housing – Funding was provided for the acquisition of interim and permanent housing beds to support persons experiencing homelessness. 	15,000,000	-
<ul style="list-style-type: none"> ● Homekey 2.0 Permanent Supportive Housing – Funding was provided for the acquisition of Project Homekey 2.0 properties. 	2,373,093	-
<ul style="list-style-type: none"> ● Proposition HHH Project Expenditures – Funding is provided for the Proposition HHH Permanent Supportive Housing Program projected expenditures in 2024-25. All project costs are directly tied to project construction. 	244,143,068	80,001,135
<i>State Grants</i>		
<ul style="list-style-type: none"> ● Emergency Stabilization Beds – Funding is provided by the State of California for the purchase and construction of emergency stabilization beds, related improvements, and infrastructure to support the Inside Safe Initiative. 	-	32,691,866
<ul style="list-style-type: none"> ● Encampment Resolution Grant (ERF) – Funding is provided to connect people experiencing homelessness in encampments to interim shelter with clear pathways to permanent housing or place people directly into permanent housing. Funding is provided from a state grant that will be reappropriated from 2023-24 into 2024-25. 	2,416,891	2,416,891
<ul style="list-style-type: none"> ● Homeless Housing, Assistance and Prevention Program (HHAP 1) – HHAP is a state grant to address immediate homeless needs. These funds will be used to support A Bridge Home sites (interim housing) construction and operations, prevention and diversion, rapid rehousing, outreach, hygiene facilities, and other services. Funding for these programs will be provided through interim appropriations pending Mayor and Council approval. The proposed decrease reflects grant funds available for the projected expenditures in 2024-25. 	11,560,535	6,615,357
<ul style="list-style-type: none"> ● Homeless Housing, Assistance and Prevention Program (HHAP 2) – HHAP is a state grant to support regional coordination and expand or develop local capacity to address immediate homelessness challenges. These funds will be used to support COVID-19 Homelessness Roadmap operations, A Bridge Home operations, Project Homekey 3.0, outreach, public health services, hygiene facilities, programs for youth experiencing homelessness or at-risk of being homeless, and other services. The proposed increase reflects the projected expenditures for continuing homelessness programs for 2024-25. 	3,263,400	9,292,673

	2023-24 Adopted Budget	2024-25 Proposed Budget
<ul style="list-style-type: none"> • Homeless Housing, Assistance and Prevention Program (HHAP 3) – HHAP is a state grant to support regional coordination and expand or develop local capacity to address immediate homelessness challenges. HHAP 3 funds will be used to support various programs such as, COVID-19 Homelessness Roadmap operations, A Bridge Home operations, Project Homekey 3.0, outreach, public health services, hygiene facilities, programs for youth experiencing homelessness or at-risk of being homeless, Project Homekey 3.0, housing navigation, time-limited subsidies and other services. The proposed decrease reflects the projected expenditures for continuing homelessness programs for 2024-25. Funding from 2023-24 will be reappropriated to 2024-25. 	\$ 143,640,000	\$ 21,162,381
<ul style="list-style-type: none"> • Homeless Housing, Assistance and Prevention Program (HHAP 4) – HHAP 4 funds will be used to support various programs such as, COVID-19 Homelessness Roadmap operations, A Bridge Home operations, outreach, public health services, hygiene facilities, programs for youth experiencing homelessness or at-risk of being homeless, housing navigation, and other services. Funding from 2023-24 will be reappropriated to 2024-25. The proposed increase reflects the projected expenditures for continuing homelessness programs for 2024-25. 	71,820,000	143,640,000
<ul style="list-style-type: none"> • Homeless Housing, Assistance and Prevention Program (HHAP 5) – The City applied for the fifth round of HHAP, which is a state grant to support regional coordination and expand or develop local capacity to address immediate homelessness challenges. HHAP 5 funds will be used to support various programs such as, COVID-19 Homelessness Roadmap operations, A Bridge Home operations, outreach, public health services, hygiene facilities, programs for youth experiencing homelessness or at-risk of being homeless, housing navigation, and other services. 	-	82,167,750
<ul style="list-style-type: none"> • State Homekey Program Grant, Round 3 – Funding is provided for the acquisition, rehabilitation, and operating costs for Project Homekey Round 3. Funding is administered by the Los Angeles Housing Department. 	-	1,893,955
<u>Federal Grants</u>		
<ul style="list-style-type: none"> • ARP - Homekey 2.0 Permanent Supportive Housing – Funding was provided for the Homekey for property acquisitions, closing costs, due diligence, property management, and rehabilitation of Project Homekey 2.0 sites. 	9,880,880	-
<ul style="list-style-type: none"> • ARP - Homekey 3.0 Permanent Supportive Housing – Funding is provided for the Homekey for property acquisitions, closing costs, due diligence, property management, rehabilitation of Project Homekey 3.0 sites. The proposed funding reflects the projected expenditures in 2024-25. Funding will be will be reappropriated from 2023-24. 	17,177,519	5,297,519
<ul style="list-style-type: none"> • Community Development Block Grant – Funding was provided for the Homekey for property acquisitions, closing costs, due diligence, property management, rehabilitation of Project Homekey 2.0 sites. 	8,381,606	-
<ul style="list-style-type: none"> • Community Development Block Grant - COVID-19 – Funding was provided for the acquisition, rehabilitation, and management of Project Homekey 2.0 sites. 	-	-
<ul style="list-style-type: none"> • Community Development Block Grant Acquisition for Interim and Permanent Housing – Funding was provided for the acquisition of interim housing beds to support persons experiencing homelessness. 	33,000,000	-
<u>Other Funding Sources</u>		
<ul style="list-style-type: none"> • State/Federal Grants and Other Local Funds – Funding from the HOME Investment Partnerships Program Fund in the amount of \$22 million to gap finance of the development of Non-Prop HHH units and an additional \$10 million is reserved for Project Homekey 3.0. Funding from State Senate Bill 2 in the amount of \$20 million is reserved for Project Homekey 3.0. 	52,000,000	49,140,000
Non-Departmental Subtotal	\$ 1,062,652,445	\$ 788,785,498

	2023-24 Adopted Budget	2024-25 Proposed Budget
Unappropriated Balance		
<ul style="list-style-type: none"> ● Acquisition for Interim and Permanent Housing – Funding was set aside for the acquisition of interim and permanent housing beds to support persons experiencing homelessness. ● Citywide Recreational Vehicle (RV) Program – Funding was set aside to establish the Citywide RV Program and provide services and assistance to individuals experiencing RV homelessness. ● LAHSA-HET – Funding is set aside for Homeless Engagement Teams (HETs) to conduct direct outreach to unsheltered homeless individuals, pending a deployment plan for the HETs. ● Opioid Settlement Funds – Funding was set aside to provide opioid abuse treatment to individuals as part of the Inside Safe Initiative, pending review of distribution and availability of beds. Funding was provided by the Opioid Settlement Trust Fund. The proposed decrease reflects funding for 2024-25 is provided in the GCP Opioid Settlement Funds Account. ● LAHSA - Outreach Navigators – Funding is set aside for Outreach (System) Navigators to provide system navigation services and conduct direct outreach to unsheltered homeless individuals, pending a report on the deployment progress of the Outreach Navigators. ● Substance Use Disorder Treatment Beds – Funding was set aside to provide substance use treatment for individuals in need of residential care for up to a year as part of the Inside Safe Initiative, pending review of distribution and availability of beds. ● Sworn Overtime for Interim Homeless Housing Sites – Funding was set aside for Police sworn overtime at interim homeless housing sites, pending a report on an allocation formula for these funds. The proposed decrease reflects funding for 2024-25 is provided in the Police Department's Overtime Sworn Account. 	\$ 15,000,000 3,000,000 4,641,754 11,668,975 - 11,810,000 6,270,000	\$ - - 4,075,686 - 629,583 - -
Unappropriated Balance Subtotal	<u>\$ 52,390,729</u>	<u>\$ 4,705,269</u>
Total LAHSA, City Departments, Non-Departmental, and UB	<u>\$ 1,277,749,849</u>	<u>\$ 950,759,478</u>

Homeless Services and Housing Program

Adopted Budget 2023-24		Proposed Budget 2024-25
	SOURCE OF FUNDS	
1,734,624	Cash Balance, July 1.....	72,500,000
--	Less:	
1,734,624	Prior Year's Unexpended Appropriations.....	--
472,115,130	Balance Available, July 1.....	72,500,000
22,506,952	¹ General Fund.....	257,897,520
27,058,399	² Departmental Special Funds.....	13,261,060
41,381,606	³ American Rescue Plan - HOME Investment Partnerships Program Fund.....	5,297,519
--	Community Development Block Grant.....	--
2,416,891	Emergency Stabilization Beds	32,691,866
11,560,535	⁴ Encampment Resolution Grant.....	2,416,891
3,263,400	⁵ Homeless Housing, Assistance and Prevention Grant.....	6,615,357
143,640,000	⁶ Homeless Housing, Assistance and Prevention 2 Grant.....	9,292,673
71,820,000	⁷ Homeless Housing, Assistance and Prevention 3 Grant.....	21,162,381
--	⁸ Homeless Housing, Assistance and Prevention 4 Grant.....	143,640,000
150,000,000	Homeless Housing, Assistance and Prevention 5 Grant (Pending).....	82,167,750
10,000,000	Measure United to House LA.....	159,786,525
6,736,151	Municipal Housing Finance Fund.....	--
--	Municipal Improvement Corporation of Los Angeles.....	12,994,846
261,516,161	State Homekey Program Grant, Round 3	1,893,955
52,000,000	Proposition HHH.....	80,001,135
	State/Federal Grants and Other Local Funds.....	49,140,000
\$ 1,277,749,849	Total Revenue	\$ 950,759,478
	APPROPRIATIONS	
	General Fund:	
728,959	Aging.....	744,648
80,491	Animal Services.....	82,979
2,393,388	Capital and Technology Improvement Expenditure Program.....	--
10,456,849	City Administrative Officer.....	1,246,630
377,244	City Attorney.....	375,843
1,277,705	City Planning.....	1,787,965
100,000	Civil + Human Rights and Equity.....	100,000
13,106,258	Community Investment for Families.....	13,365,214
853,455	Disability.....	527,609
3,000,000	Economic and Workforce Development.....	3,000,000
260,993	Emergency Management	328,716
1,542,805	Fire.....	1,569,818
968,696	General Services.....	964,633
11,865,914	General City Purposes.....	8,184,600
17,000,000	⁹ General City Purposes: Additional Homeless Services.....	17,000,000
65,700,000	General City Purposes: Homelessness Emergency.....	80,000,000
--	General City Purposes: 2023-24 Homelessness Emergency Reappropriation.....	72,500,000
111,800,000	General City Purposes: Inside Safe Reserve.....	--
4,314,709	Housing.....	6,950,439
38,445,928	Los Angeles Homeless Services Authority.....	42,729,517
3,135,193	Police.....	9,444,096
139,045	Public Works, Board.....	148,540
255,454	Public Works, Bureau of Contract Administration.....	--
72,094,175	Public Works, Bureau of Sanitation.....	64,210,822
730,739	Transportation.....	430,182
40,721,754	Unappropriated Balance.....	4,705,269
401,349,754	General Fund Subtotal	330,397,520
	Departmental Special Funds:	
145,064	City Attorney.....	145,713
939,359	City Planning.....	416,580
168,617	Community Investment for Families.....	178,035
--	General City Purposes: Opioid Settlement Funds.....	4,000,000
1,719,228	Housing.....	660,282
7,865,709	Recreation and Parks.....	7,860,450
11,668,975	Unappropriated Balance: Opioid Settlement Funds.....	--
22,506,952	Departmental Special Funds Subtotal	13,261,060

Adopted Budget 2023-24		Proposed Budget 2024-25
	² American Rescue Plan - HOME Investment Partnerships Program Fund:	
9,880,880	Homekey 2.0 Permanent Supportive Housing.....	--
17,177,519	Homekey 3.0 Permanent Supportive Housing.....	5,297,519
27,058,399	American Rescue Plan - HOME Investment Partnerships Program Fund Subtotal	5,297,519
	Community Development Block Grant:	
8,381,606	Homekey 2.0 Permanent Supportive Housing.....	--
33,000,000	Acquisition for Interim and Permanent Housing.....	--
41,381,606	Community Development Block Grant Subtotal	--
	Emergency Stabilization Beds:	
--	Shelter Intervention Capital Costs	32,691,866
	³ Encampment Resolution Grant:	
2,416,891	Ballona Wetlands Ecological Reserve	2,416,891
	⁴ Homeless Housing, Assistance and Prevention Program Grant 1:	
11,560,535	Other Programs.....	6,615,357
	⁵ Homeless Housing, Assistance and Prevention 2 Program Grant:	
--	COVID-19 Homelessness Roadmap Operating Costs.....	4,073,355
--	A Bridge Home (ABH) Operating Costs.....	263,141
--	Street Strategy, Outreach, Public Health, and Hygiene - Citywide and Skid Row	3,480,933
3,263,400	Youth Experiencing Homelessness or At Risk of Homelessness.....	--
--	Administrative Costs.....	1,475,244
3,263,400	Homeless Housing, Assistance and Prevention Program Grant 2 Subtotal	9,292,673
	⁶ Homeless Housing, Assistance and Prevention 3 Program Grant:	
68,855,991	Interim Housing Operating and Capital Costs	3,531,489
7,000,000	Skid Row Housing	2,835,316
15,000,000	Permanent Supportive Housing	10,762,481
28,365,209	Outreach, Hygiene, Prevention and Supportive Services	981,912
14,364,000	Youth Experiencing Homelessness or At Risk of Homelessness.....	-
10,054,800	Administrative Costs.....	3,051,183
143,640,000	Homeless Housing, Assistance and Prevention Program Grant 3 Subtotal	21,162,381
	⁷ Homeless Housing, Assistance and Prevention 4 Program Grant:	
17,822,133	Interim Housing.....	35,644,266
3,497,634	Skid Row.....	6,995,268
26,135,298	Rapid Rehousing and Housing Navigation.....	52,270,596
10,079,937	Outreach, Hygiene, Prevention, and Supportive Services.....	20,159,874
7,182,000	Youth Experiencing or At Risk of Homelessness (10% Set Aside Required).....	14,364,000
7,102,998	Administrative Costs and Systems Support.....	14,205,996
71,820,000	Homeless Housing, Assistance and Prevention Program Grant 4 Subtotal	143,640,000
	Homeless Housing, Assistance and Prevention 5 Program Grant (Pending):	
--	Interim Housing.....	49,118,545
--	Skid Row.....	1,022,574
--	Rapid Rehousing and Housing Navigation.....	5,987,693
--	Outreach, Hygiene, Prevention, and Supportive Services.....	12,070,420
--	Youth Experiencing or At Risk of Homelessness (10% Set Aside Required).....	8,216,775
--	Administrative Costs and Systems Support.....	5,751,743
--	Homeless Housing, Assistance and Prevention Program Grant 5 Subtotal	82,167,750
	Measure United to House LA (ULA)	
61,804,680	Affordable Housing Programs	37,196,631
88,195,320	Homelessness Prevention Programs	122,589,894
150,000,000	Measure United to House LA (ULA) Subtotal	159,786,525
	Municipal Housing Finance Fund (MHFF):	
10,000,000	Acquisition for Interim and Permanent Housing.....	-

Adopted Budget 2023-24		Proposed Budget 2024-25
	Municipal Improvement Corporation of Los Angeles (MICLA)	
3,626,000	CARE Vehicles	12,300,000
3,110,151	LSD Yard Improvements	694,846
6,736,151	Municipal Improvement Corporation of Los Angeles (MICLA) Subtotal	12,994,846
	Project Homekey 3.0:	
-	Homekey 3.0 Housing Interventions	1,893,955
	Proposition HHH:	
15,000,000	Acquisition for Interim and Permanent Housing.....	--
244,143,068	Construction of Permanent Supportive Housing.....	80,001,135
2,373,093	Homekey 2.0 Permanent Supportive Housing.....	-
261,516,161	Proposition HHH Subtotal	80,001,135
	State/Federal Grants and Other Local Funds:	
22,000,000	Construction of Permanent Supportive Housing.....	49,140,000
30,000,000	Homekey 3.0 Permanent Supportive Housing.....	--
52,000,000	State/Federal Grants and Other Local Funds Subtotal	49,140,000
\$ 1,205,249,849	Total Appropriations	\$ 950,759,478
\$ 72,500,000	Ending Balance, June 30	\$ --

1 The 2023-24 General Fund appropriation for the General City Purposes: Inside Safe Reserve is reduced to reflect the anticipated expenditures for 2024-25 in the amount of \$72.5 million.

2 Departmental Special Funds include: Planning Case Processing Fund, Building and Safety Permit Enterprise Fund, Community Development Trust Fund, Community Service Trust Fund, the Federal Emergency Solutions Grant Fund, Affordable Housing Trust Fund, Opioid Settlement Trust Fund, and the Recreation and Parks Other Revenue Fund.

3 Funding in the amount of \$5.3 million for Project Homekey 3.0 is estimated to rollover from 2023-24.

4 Encampment Resolution Grant funding in the amount of \$2.4 million is estimated to rollover from 2023-24.

5 Homeless Housing, Assistance, and Prevention Round 1 funding in the amount of \$6.6 million is estimated to rollover from 2023-24.

6 Homeless Housing, Assistance, and Prevention Round 2 funding in the amount of \$9.3 million is estimated to rollover from 2023-24.

7 Homeless Housing, Assistance, and Prevention Round 3 funding in the amount of \$21.2 million is estimated to rollover from 2023-24.

8 Homeless Housing, Assistance, and Prevention Round 4 funding in the amount of \$71.8 million is estimated to rollover from 2023-24.

9 The Additional Homeless Services is jointly administered by the Mayor and City Council.

STREET IMPROVEMENT

The 2024-25 Proposed Budget provides street improvement resources through the Pavement Preservation Program, Pavement Preservation Access Ramps, and the Failed Streets Reconstruction Program. These programs help maintain and improve 6,500 centerline miles (23,000 lane miles) of streets throughout the City. The 2024-25 Proposed Budget for these street improvement programs is summarized as follows:

2024-25 Street Improvement Program Summary	
Program	Proposed Funding
Pavement Preservation	\$ 126,446,315
Pavement Preservation - Access Ramps	\$ 5,000,000
Failed Streets Reconstruction	\$ 2,152,432
Total	\$ 133,598,747

PAVEMENT PRESERVATION PROGRAM

The Pavement Preservation Program includes activities required to properly maintain the City street system and keep the system from deteriorating. The Program is led by the Bureau of Street Services with support provided by the Department of Transportation, Bureau of Engineering, and Department of General Services.

The 2024-25 Proposed Budget for the Pavement Preservation Program is summarized as follows:

2024-25 Pavement Preservation					
Funding by Source	Public Works				Total
	Street Services	Engineering	Transportation	GSD	
Special Gas Tax	\$ 27,588,377	\$ 398,822	\$ 2,736,669	\$ 1,944,062	\$ 32,667,930
Proposition A	259,709	0	-	-	259,709
Proposition C	-	0	7,238,586	475,653	7,714,239
Street Damage Restoration Fee	29,466,797	400,394	-	7,328,003	37,195,194
Stormwater Pollution Abatement	125,321	0	-	-	125,321
Measure R	17,388,847	0	1,192,559	1,447,065	20,028,471
Measure M	2,209,227	0	950,000	-	3,159,227
SB 1 Road Maintenance and Rehabilitation	-	0	-	272,410	272,410
General Fund	11,325,206	1,330,223	12,368,385	-	25,023,814
Total	\$88,363,484	\$ 2,129,439	\$24,486,199	\$11,467,193	\$126,446,315

Pavement preservation activity consists of the following:

- **Resurfacing:** Crews remove a layer of the asphalt surface and then repave with new asphalt that may include up to 50 percent recycled content.
- **Slurry sealing:** Crews apply liquid asphalt made with recycled waste tires to the riding surface of residential streets. This thin coat of rubberized material prevents water intrusion and can extend the service life of the existing pavement by up to seven years. Slurry seal can be applied at intervals of three to seven years during the life of the road surface.
- **Large Asphalt Repairs:** Crews remove and replace distressed pavement. At times the removal of distressed pavement also involves removal of subsurface tree roots that are pushing up the surface of the pavement.
- **Small asphalt repairs, including potholes:** Minor defects in the road surface are repaired with hot mix asphalt or cold patch material by dedicated crews that respond to service requests from the public.

Generally, the approach to pavement preservation incorporates two strategies to help keep the City's good streets in a state of good repair:

- The most economical selection of streets and rehabilitation method used; and,
- The prevention or slowing of the deterioration of streets.

PAVEMENT PRESERVATION – ACCESS RAMPS

Funds are provided for design and construction of access ramps associated with pavement preservation activity. A total of \$5,000,000 from the Street Damage Restoration Fee Fund – Capital and Technology Improvement Expenditure Program is provided to bring access ramps associated with the Pavement Preservation Program into compliance with the Americans with Disabilities Act (ADA).

2024-25 Pavement Preservation Access Ramps Funding	
Funding Source	Proposed Funding
SDRF - Capital and Technology Improvement Expenditure Program	\$ 5,000,000
Total	\$ 5,000,000

FAILED STREETS RECONSTRUCTION PROGRAM

The Failed Streets Reconstruction Program will repair the most severely damaged streets within the City street system. Approximately 5,560 lane miles of City streets are measured as failed. The Failed Streets Reconstruction Program focuses on these severely damaged streets with the lowest ratings. Failed streets pavement reconstruction addresses damage at the roadway base, located below the surface, and other structural issues caused by utility cuts, water intrusion, and other impacts. Repair of these streets can improve the overall condition of the street system and result in safer streets, add to property values, lower liability and litigation costs, and encourage bicycling and other modes of transportation.

The Failed Streets Reconstruction Program is led by the Bureau of Street Services with support from the Department of Transportation, the Bureau of Engineering, and the Department of General Services. The Failed Streets Reconstruction Program funding for 2024-25 is summarized as follows:

2024-25 Failed Streets Reconstruction Program						
Funding Source	PW-Street Services	PW-Engineering	General Services	Transportation	Special Purpose Fund Appropriation	Total
SDRF	\$ -	\$ -	\$ -	\$ 557,808	\$ -	\$ 557,808
Measure M	\$ -	\$ -	\$ -	\$ 557,808	\$ 1,100,000	\$ 1,657,808
Total	\$ -	\$ -	\$ -	\$ 1,115,616	\$ 1,100,000	\$ 2,215,616

COMPLETE STREETS PROGRAM

The Complete Streets Program combines the reconstruction of failed streets with the installation of safety measures, repair of damaged curbs, gutters, sidewalks, and installation of stormwater capture infrastructure. The Complete Streets Program was created in 2017-18, funded through new sources of City revenue that year. The following table represents Complete Streets Program funding to date by funding source.

Complete Streets Program - Round 1											
Funding Source	2017-18 Adopted	2018-19 Adopted	2018-19 Interim Appropriation Change	2019-20 Adopted	2019-20 Interim Appropriation Change	2020-21 Adopted	2020-21 Interim Appropriation Change	2021-22 Adopted	2022-23 Adopted	2023-24 Adopted	Total
SB1/RMRA	\$ 1,500,000	\$ 23,561,000	\$ -	\$ 1,423,954	\$ -	\$ -	\$ 2,400,000	\$ 3,820,000	\$ 9,429,650		\$ 42,134,604
SDRF	\$ -	\$ 10,000,000	\$ (8,174,061)	\$ 20,500,000	\$ (20,500,000)	\$ -	\$ -	\$ -	\$ -		\$ 1,825,939
BSS Dept. Appr (Measure M)	\$ -	\$ 3,201,342	\$ -	\$ 3,358,019	\$ -	\$ 2,946,801	\$ -	\$ 3,169,585	\$ 3,433,600	\$ 3,448,161	\$ 19,557,508
Measure M	\$ 5,115,046	\$ 9,000,000	\$ -	\$ 5,333,000	\$ -	\$ 2,400,000	\$ (2,400,000)	\$ 2,400,000	\$ -		\$ 21,848,046
Measure W	\$ -	\$ -	\$ -	\$ 3,667,000	\$ -	\$ -	\$ -	\$ -	\$ -		\$ 3,667,000
Total	\$ 6,615,046	\$ 45,762,342	\$ (8,174,061)	\$ 34,281,973	\$ (20,500,000)	\$ 5,346,801	\$ -	\$ 9,389,585	\$ 12,863,250	\$ 3,448,161	\$ 89,033,097

The six projects included in the Complete Streets Program are listed below. They are currently in various stages of completion. The total cost for all six projects is \$89,033,097.

- Roscoe Blvd from the I-405 to Woodman Ave (\$8.6 million) – Complete
- Venice Blvd (East) from Arlington Ave to Figueroa St (\$13.6 million) – Complete
- Main Street (South) from MLK Blvd to Imperial Hwy (\$13.9 million) – Complete
- Temple Ave from Beverly Blvd to Beaudry Ave (\$9.2 million) – Complete
- Reseda Blvd from Parthenia St to Victory Blvd (\$24.7 million) – Complete
- Avalon Blvd from San Pedro St to 120th St (\$19 million) – In Construction.

The 2024-25 Budget does not include a new appropriation for this Program, but there is funding available from a grant and prior-year grants. These funding sources total \$11.23 million for an additional project on La Brea Ave (from Coliseum to Adams) and are comprised of: \$9 million Safe Streets for All Grant, \$1.6 million from prior year Capital and Technology Improvement Expenditure Program (CTIEP) funds, and \$625,000 from the 2023-24 CTIEP - Measure R Local Return Fund, as required matching funds for the project grant.

BICYCLE LANE REPAIR AND MAINTENANCE

Bicycle Lane repair and maintenance includes Citywide bike lane repair and maintenance to ensure public safety. The 2024-25 Budget does not include a new appropriation for Bicycle Lane Repair and Maintenance for 2024-25.

Repairs can be either in the bicycle lane only or the entire street segment. These repairs or maintenance activities can include the following:

- Concrete
- Asphalt
- Slurry
- Resurfacing
- Reconstruction
- Pavement Markings
- Signage

THIS PAGE INTENTIONALLY LEFT BLANK

