

**Measure W – Safe, Clean Water Program
Administrative Oversight Committee (AOC)**

Thursday, May 13, 2021

Members Present: Richard H. Llewellyn, Jr., City Administrative Officer, Chair (CAO)
Matias Farfan, Chief Legislative Analyst (CLA)
Barbara Romero, Office of the Mayor (MO)

Staff Present: Sarai Bhaga, City Administrative Office (CAO)
Jessica Quach, City Administrative Office (CAO)
Rafael Prieto, Chief Legislative Office (CLA)

The meeting was called to order at 11:01 AM.

1. General Public Comment, Multiple Agenda Item Comment

Public comment held.

2. Approval of the Minutes from prior meeting on March 25, 2021

Action: Approved

3. Status Update

Staff from the Bureau of Sanitation (Bureau) gave updates for both the Municipal and Regional programs. The Bureau submitted the Municipal Annual Plan to the County and is expecting disbursement of funds in August 2021. The County is implementing tax credits and low income credits that may impact the total amount of funds received. Separate transfer agreements for the Regional Round 1 projects have been approved and will be transmitted to the County. Funding for Round 1 projects is expected in late July or early August 2021. The first quarterly report is due to the County by May 15, 2021.

The Bureau presented a summary on the status of Regional Rounds 1, 2, and 3 projects. Round 2 projects have been ranked by the Watershed Area Steering Committees (WASC) and final decisions are being made. Approved Round 3 projects are in development and applications are due July 31, 2021.

The committee discussed Round 2 ranking for Lincoln Park Lake Project and leveraged funding for that project. The committee also discussed other possible funding sources, in general, as a way to make City projects more competitive.

Action: No action.

4. Discussion and Possible Action: Hollenbeck Lake Project

Staff from the Bureau presented two design alternatives, timelines, and funding projections for the project. The scope includes water quality improvements, lake and park improvements, and increased potable water supply. In addition, green street infrastructure around the park neighborhood are being considered to maximize community benefits. The estimated cost of the project is \$35 million. Funding in the amount of \$5 million is available from Proposition O. The Bureau anticipates that Measure W and Caltrans could potentially fund \$15 million each.

The committee discussed the commitment and timing of Caltrans funding. The Bureau stated CalTrans is expecting an update to their stormwater permit. If CalTrans agrees to fund this project, the earliest that funds could be transferred would be in fiscal year 2026-2027.

Action: Approved, contingent upon funding confirmation from CalTrans.

5. Discussion and Possible Action: DWP Regional Round 3 Proposed Projects

Staff from the Department of Water and Power (DWP) answered questions from the Committee regarding Regional Rounds 1, 2, and 3 projects. DWP reported that the projects are currently in 60 percent design and would need Measure W funding for completion. Projects were scored differently by the scoring committee than by the WASC and if not all the projects are funded in Round 2, given the large funding requests, DWP plans on either resubmitting in a future round or placing the project on hold. In response to the Committee's question regarding whether or not the projects could be phased, DWP responded that due to the location of the projects (parks) phasing is not possible.

Action: Approved. DWP to report back to Committee with final list of Round 3 projects.

6. Discussion and Possible Action: Universal Signage Policy

Adi Liberman, Chair of the Proposition O Citizen's Oversight Advisory Committee presented a letter requesting that the Committee establish a universal signage policy that will help with outreach and education.

The Committee discussed the issue of signage being a reimbursable cost from the Safe, Clean Water Program and the components of any signage.

Action: Instruct the Bureau of Sanitation and Bureau of Engineering to work with the Chair of the Proposition O Citizen's Oversight Advisory Committee and report back on feasibility of a universal signage policy.

7. Discussion and Possible Action: Other Committee organizational matters

Cancellation of May 27, 2021 regular meeting.

Action: Approved.

Meeting adjourned at 12:04 PM.

Measure W: Safe Clean Water Program



**LA Sanitation & Environment
AOC Update – Sept 9, 2021**

Barbara Romero
*Director and General Manager
LA Sanitation & Environment*



Regulatory Update – MS4 Permit

MS4 Permit Update

- Final MS4 Permit adoption July 23, '21
- Effective on Sept 11, '21
 - Regional Permit (LA & Ventura County)
 - TMDL Compliance
 - EWMPs only provide coverage for Interim milestones; water quality standards must be met for final milestones.
 - New Monitoring / Reporting Requirements
 - Biannual progress Reports
 - Transparent, multilingual format
 - Increased enforcement
- SCWP provides funding strategy and sets the level of implementation to achieve water quality compliance.

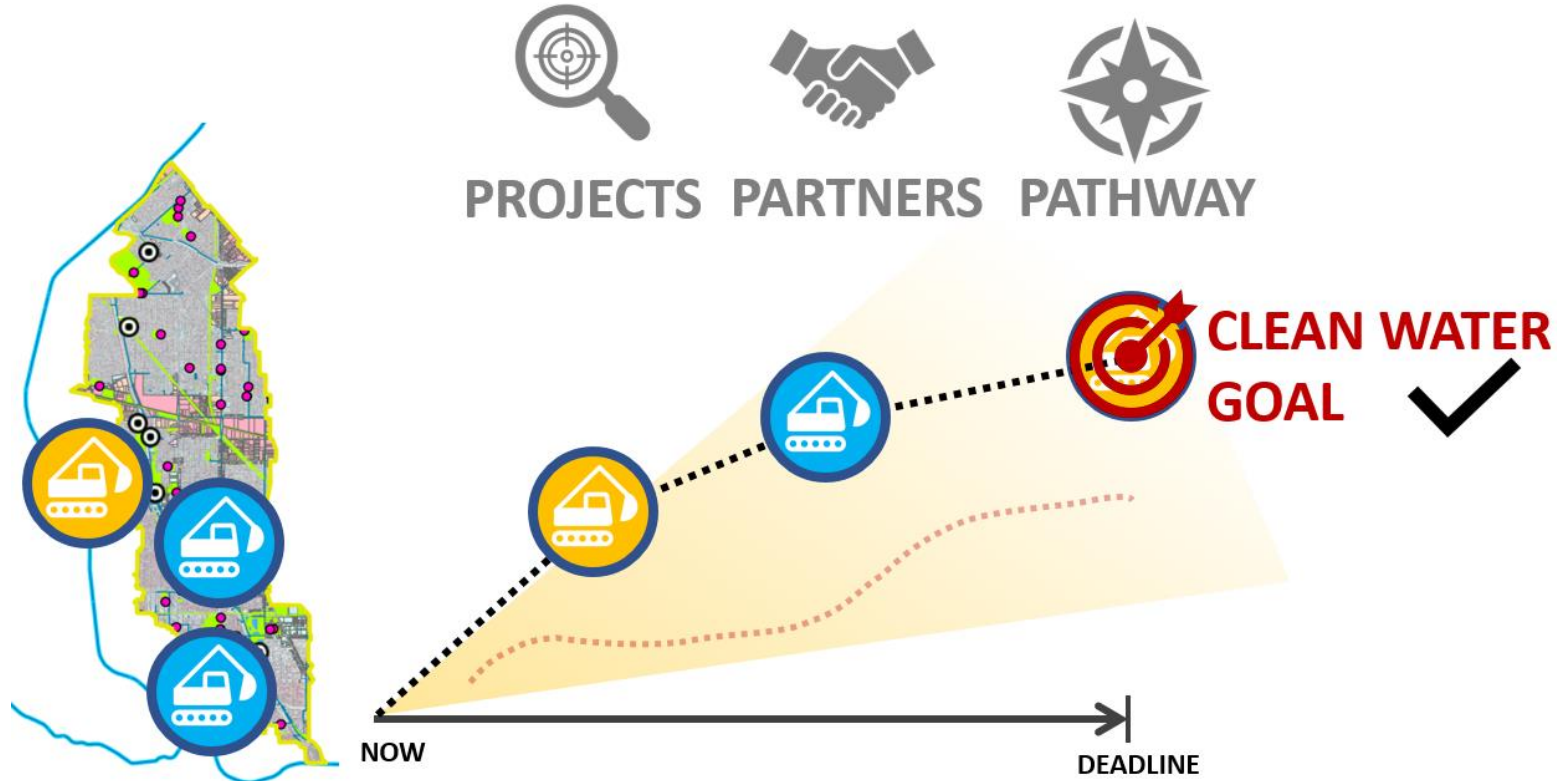
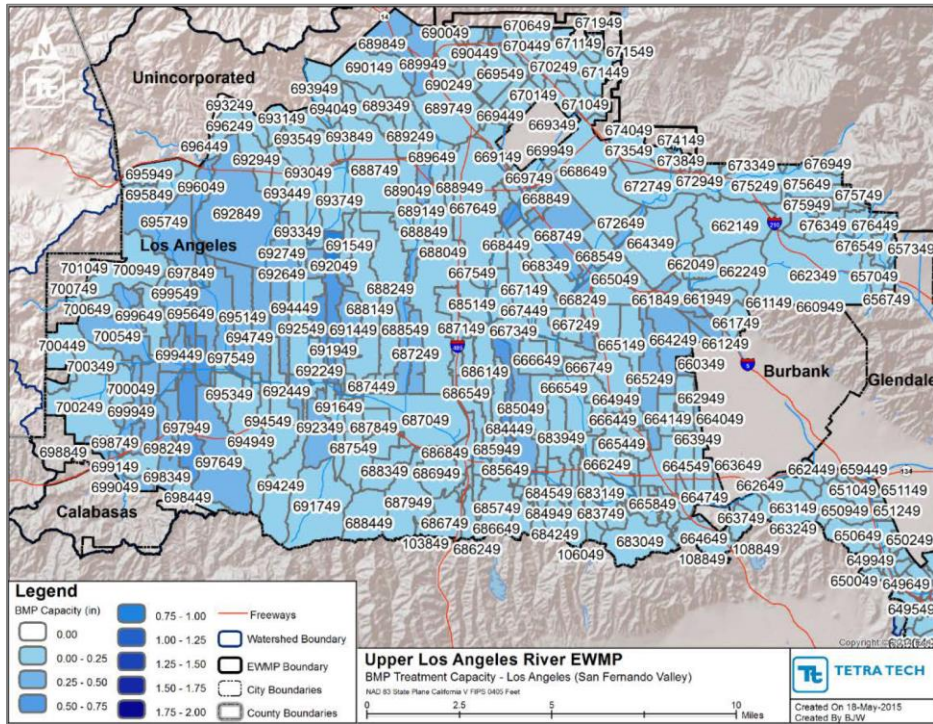
TMDL	TMDL effective date	Original Implementation Deadline
Ballona Creek Bacteria TMDL <i>wet weather</i>	April 27, 2007	July 15, 2021
Ballona Creek Estuary Toxics TMDL	January 11, 2006	Metals, Chlordane and DDTs: January 11, 2021 PCBs: January 11, 2025
Ballona Creek Metals TMDL <i>wet weather</i>	January 11, 2006	January 11, 2021
Marina del Rey Bacteria TMDL <i>wet weather</i>	March 18, 2004	July 15, 2021
Marina del Rey Toxics TMDL	March 22, 2006	Back Basins: March 22, 2018 Front Basins: March 22, 2021
Santa Monica Bay Bacteria TMDL <i>wet weather</i>	July 15, 2003	July 15, 2021



Regulatory Update – MS4 Permit

Road to Compliance...

Watershed Management Plans (WMP's)



SCWP provides funding strategy and sets the level of implementation to achieve water quality compliance.

Safe Clean Water Program

Municipal Transfer Agreement

- FY 20/21
 - 90 days (Oct 1) Financial Annual Rpt to City Council on SCWP Program
- FY 21/22
 - April 1, '21: LASAN submitted FY 21/22 Municipal Annual Plan to LA County.
- Municipal Disbursement expected late Sept, '21 (~\$37M)

Rd 1 Regional Transfer Agreements

- Separate transfer agreement for each regional project approved to receive an annual disbursement of funds.
- May 10, '21 - LASAN submitted transfer agreements and scope of work to County.
- Aug 10, '21- LA County confirmed Transfer Agreements have been signed.
- Sept 2, '21 – Rd 1, Yr 1 LASAN received Funding from County (\$12.4M)
- Upcoming reporting requirements
 - Aug 15th – Quarterly Reports due
 - Oct 29th - Submit SOW Updates (reflect new schedule) & Transfer Agreement Addendums (annually)

Safe Clean Water Program

Rd 2 Regional Transfer Agreements

- Sept 15, '21 - Board of Supervisors is scheduled to vote on the nine Stormwater Investment Plans (SIPs).
- Oct 29, '21 – Scope of Work due to County (45 days from SIP).
- LASAN to concurrently submit Board Report for Transfer Agreements.
- Expected Rd Funds anticipated early 3rd Quarter of FY 21/22 (Jan – March 2022)

SCW Regional Round 1 and 2 Summary

Project Name	Fiscal Year	Department	Council District	Type of Project	Project Capital Cost	Measure W Funds Received	Project Funding FY 20-21	Project Funding FY 21-22	Project Funding FY 22-23	Project Funding FY 23-24	Project Funding FY 24-25	Project Funding FY 25-26	SCW Future Funding
Broadway-Manchester Green Streets Project	21-22	BSS	8	Infrastructure	\$15,646,000	\$11,719,000		\$886,000	\$4,000,000	\$4,000,000	\$2,833,000	\$0	-
Strathearn Park North Stormwater Capture Project	20-21	DWP	2	Infrastructure	\$18,434,000	\$9,278,606	\$3,247,512	\$3,711,442	\$1,391,791	\$927,861	\$0	-	-
Fernangeles Park Stormwater Capture Project	20-21	DWP	6	Infrastructure	\$16,464,000	\$8,360,748	\$2,926,262	\$3,344,299	\$1,254,112	\$836,075	\$0	-	-
Valley Village Park Stormwater Capture Project	20-21	DWP	2	Infrastructure	\$6,317,000	\$3,177,344	\$1,112,070	\$1,270,938	\$476,602	\$317,734	\$0	-	-
David M. Gonzales Recreation Center	21-22	DWP	7	Infrastructure	\$39,119,000	\$19,363,000	-	\$388,000	\$581,000	\$1,550,000	\$2,130,000	\$3,099,000	\$11,615,000
Valley Plaza Park Stormwater Capture Project	21-22	DWP	2	Infrastructure	\$53,430,000	\$26,447,000	-	\$529,000	\$794,000	\$2,116,000	\$2,910,000	\$4,232,000	\$15,866,000
Slauson Connect Clean Water Project	21-22	LASAN	9	Infrastructure	\$4,242,928	\$4,899,444	-	\$0	\$733,831	\$1,966,082	\$1,973,468	\$226,063	-
Lankershim Boulevard Local Area Urban Flow Management Network Project	20-21	LASAN	6	Infrastructure	\$25,696,900	\$25,696,900	\$5,139,380	\$5,139,380	\$5,139,380	\$5,139,380	\$5,139,380	-	-
Wilmington Q Street Local Urban Area Flow Management Project	20-21	LASAN	15	Infrastructure	\$4,923,700	\$4,923,700	\$2,668,325	\$2,255,375	\$0	\$0	\$0	-	-
Oro Vista Local Area Urban Flow Management Project	20-21	LASAN	7	Infrastructure	\$10,590,600	\$10,590,600	\$2,118,120	\$2,118,120	\$2,118,120	\$2,118,120	\$2,118,120	-	-
MacArthur Lake Rehabilitation Project	20-21	LASAN	1	Infrastructure	\$20,043,718	\$20,043,718	\$2,000,000	\$2,000,000	\$9,397,900	\$4,697,900	\$1,947,918	-	-
Echo Park Lake Rehabilitation	20-21	LASAN	13	O&M	\$400,000	\$400,000	\$400,000	\$0	\$0	\$0	\$0	-	-
Recalculation of Wet Weather Zinc Criterion (ULAR and SSMB)	20-21	LASAN	-	Scientific Study	\$411,000	\$410,717	\$102,678	\$164,287	\$143,752	\$0	\$0	-	-
Ballona Creek TMDL	21-22	LASAN	5	Infrastructure	\$31,894,000	\$15,000,000	-	\$3,000,000	\$3,000,000	\$3,000,000	\$3,000,000	\$3,000,000	-
Wilmington Neighborhood Greening Project	21-22	LASAN	15	Infrastructure	\$12,183,000	\$12,183,000	-	\$662,727	\$504,673	\$3,387,700	\$4,818,700	\$2,809,200	-
Lincoln Park Neighborhood Green Street Project	21-22	LASAN	1	Infrastructure	\$18,634,580	\$18,634,580	-	\$3,726,916	\$3,726,916	\$3,726,916	\$3,726,916	\$3,726,916	-



SCW Regional Round 1 and 2 by Department

Los Angeles Sanitation & Environment

Project Name	Fiscal Year	Department	Council District	Type of Project	Project Capital Cost	Measure W Funds Received	Project Funding FY 20-21	Project Funding FY 21-22	Project Funding FY 22-23	Project Funding FY 23-24	Project Funding FY 24-25	Project Funding FY 25-26	SCW Future Funding
Slauson Connect Clean Water Project	21-22	LASAN	9	Infrastructure	\$4,242,928	\$4,899,444	-	\$0	\$733,831	\$1,966,082	\$1,973,468	\$226,063	-
Lankershim Boulevard Local Area Urban Flow Management Network Project	20-21	LASAN	6	Infrastructure	\$25,696,900	\$25,696,900	\$5,139,380	\$5,139,380	\$5,139,380	\$5,139,380	\$5,139,380	-	-
Wilmington Q Street Local Urban Area Flow Management Project	20-21	LASAN	15	Infrastructure	\$4,923,700	\$4,923,700	\$2,668,325	\$2,255,375	\$0	\$0	\$0	-	-
Oro Vista Local Area Urban Flow Management Project	20-21	LASAN	7	Infrastructure	\$10,590,600	\$10,590,600	\$2,118,120	\$2,118,120	\$2,118,120	\$2,118,120	\$2,118,120	-	-
MacArthur Lake Rehabilitation Project ³	20-21	LASAN	1	Infrastructure	\$20,043,718	\$20,043,718	\$2,000,000	\$2,000,000	\$9,397,900	\$4,697,900	\$1,947,918	-	-
Echo Park Lake Rehabilitation	20-21	LASAN	13	O&M	\$400,000	\$400,000	\$400,000	\$0	\$0	\$0	\$0	-	-
Recalculation of Wet Weather Zinc Criterion ULAR	20-21	LASAN	-	Scientific Study	\$353,000	\$352,831	\$88,207	\$141,133	\$123,491	\$0	\$0	-	-
Recalculation of Wet Weather Zinc Criterion SSMB	20-21	LASAN	-	Scientific Study	\$58,000	\$57,886	\$14,471	\$23,154	\$20,261	\$0	\$0	-	-
Ballona Creek TMDL	21-22	LASAN	5	Infrastructure	\$31,894,000	\$15,000,000	-	\$3,000,000	\$3,000,000	\$3,000,000	\$3,000,000	\$3,000,000	-
Wilmington Neighborhood Greening Project	21-22	LASAN	15	Infrastructure	\$12,183,000	\$12,183,000	-	\$662,727	\$504,673	\$3,387,700	\$4,818,700	\$2,809,200	-
Lincoln Park Neighborhood Green Street Project	21-22	LASAN	1	Infrastructure	\$18,634,580	\$18,634,580	-	\$3,726,916	\$3,726,916	\$3,726,916	\$3,726,916	\$3,726,916	-
TOTAL					\$129,020,426	\$112,782,659	\$12,428,503	\$19,066,805	\$24,764,572	\$24,036,098	\$22,724,502	\$9,762,179	\$0

Recalculation of Wet Weather Zinc Criterion SSMB & ULAR Scientific Study is one project divided between ULAR and SSMB

SCW Regional Round 1 and 2 by Department

Los Angeles Bureau of Street Services

Project Name	Fiscal Year	Department	Council District	Type of Project	Project Capital Cost	Measure W Funds Received	Project Funding FY 20-21	Project Funding FY 21-22	Project Funding FY 22-23	Project Funding FY 23-24	Project Funding FY 24-25	Project Funding FY 25-26	SCW Future Funding
Broadway-Manchester Green Streets Project	21-22	BSS	8	Infrastructure	\$15,646,000	\$11,719,000	-	\$886,000	\$4,000,000	\$4,000,000	\$2,833,000	\$0	-
Total					\$15,646,000	\$11,719,000	\$0	\$886,000	\$4,000,000	\$4,000,000	\$2,833,000	\$0	\$0

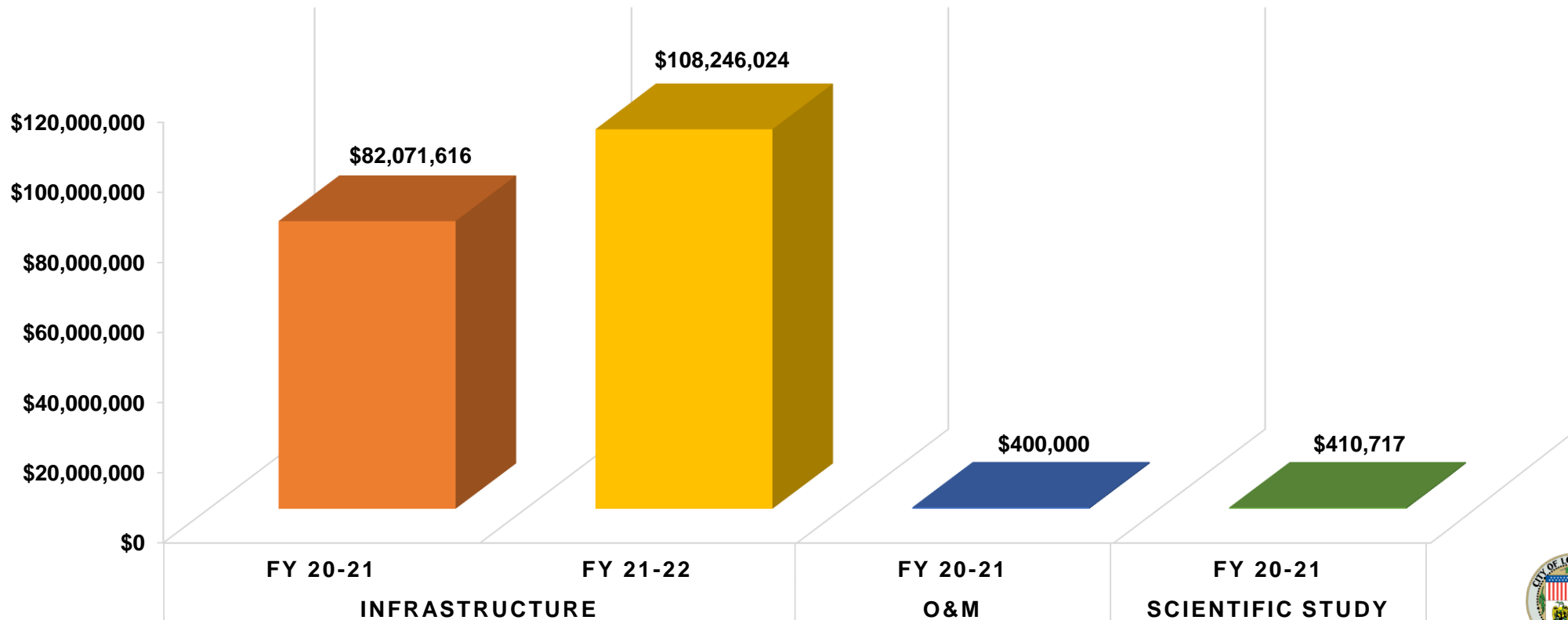
Los Angeles Department of Water and Power

Project Name	Fiscal Year	Department	Council District	Type of Project	Project Capital Cost	Measure W Funds Received	Project Funding FY 20-21	Project Funding FY 21-22	Project Funding FY 22-23	Project Funding FY 23-24	Project Funding FY 24-25	Project Funding FY 25-26	SCW Future Funding
Strathearn Park North Stormwater Capture Project	20-21	DWP	2	Infrastructure	\$18,434,000	\$9,278,606	\$3,247,512	\$3,711,442	\$1,391,791	\$927,861	\$0	-	-
Fernangeles Park Stormwater Capture Project	20-21	DWP	6	Infrastructure	\$16,464,000	\$8,360,748	\$2,926,262	\$3,344,299	\$1,254,112	\$836,075	\$0	-	-
Valley Village Park Stormwater Capture Project	20-21	DWP	2	Infrastructure	\$6,317,000	\$3,177,344	\$1,112,070	\$1,270,938	\$476,602	\$317,734	\$0	-	-
David M. Gonzales Recreation Center	21-22	DWP	7	Infrastructure	\$39,119,000	\$19,363,000	-	\$388,000	\$581,000	\$1,550,000	\$2,130,000	\$3,099,000	\$11,615,000
Valley Plaza Park Stormwater Capture Project	21-22	DWP	2	Infrastructure	\$53,430,000	\$26,447,000	-	\$529,000	\$794,000	\$2,116,000	\$2,910,000	\$4,232,000	\$15,866,000
Total					\$133,764,000	\$66,626,698	\$7,285,844	\$9,243,679	\$4,497,505	\$5,747,670	\$5,040,000	\$7,331,000	\$27,481,000

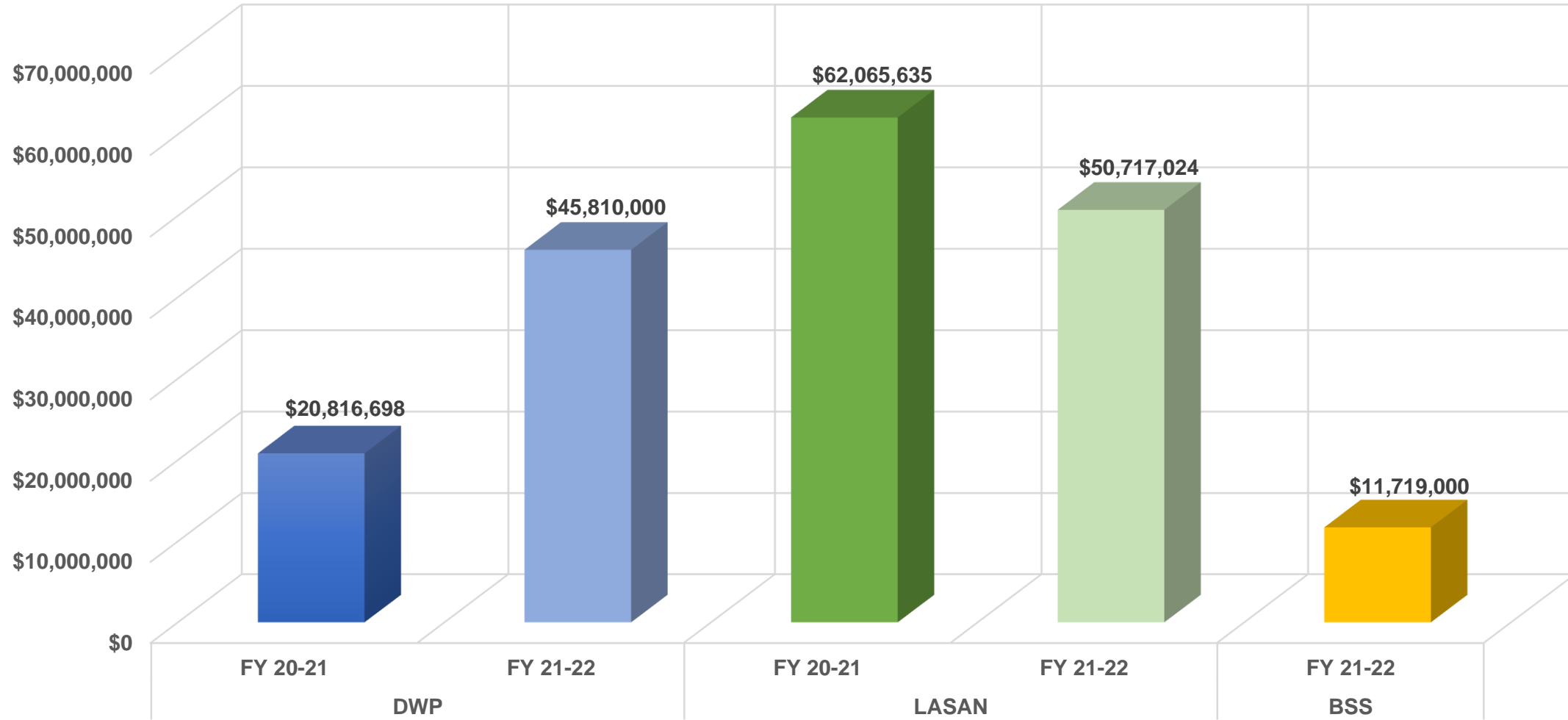


SCW Regional Round 1 and Round 2 Total

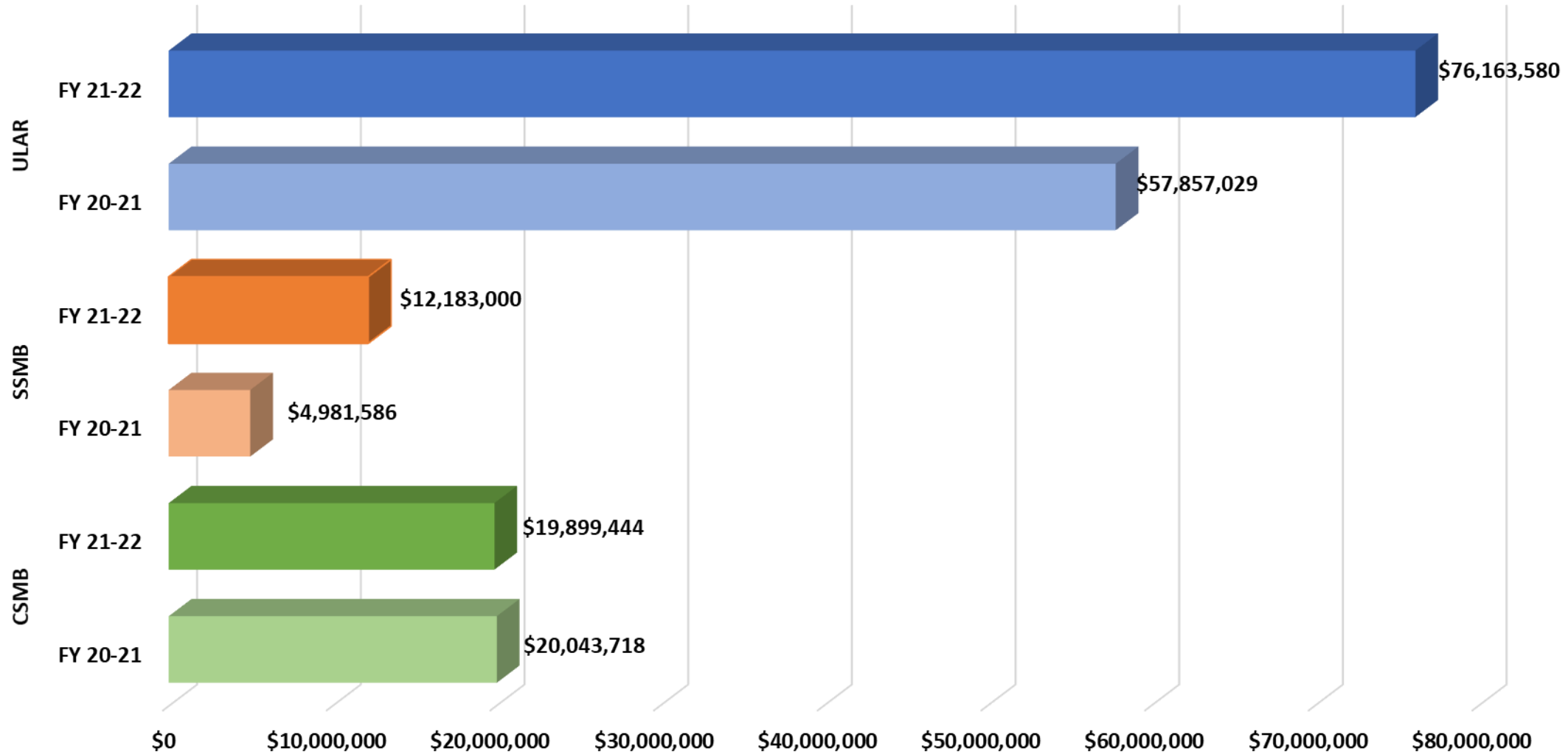
Department	Project Capital Cost	Total Measure W Funds Received	Project Funding FY 20-21	Project Funding FY 21-22	Project Funding FY 22-23	Project Funding FY 23-24	Project Funding FY 24-25	Project Funding FY 25-26	SCW Future Funding
Los Angeles Bureau of Street Services	\$15,646,000	\$11,719,000	\$0	\$886,000	\$4,000,000	\$4,000,000	\$2,833,000	\$0	\$0
Los Angeles Department of Water and Power	\$133,764,000	\$66,626,698	\$7,285,844	\$9,243,679	\$4,497,505	\$5,747,670	\$5,040,000	\$7,331,000	\$27,481,000
Los Angeles Sanitation & Environment	\$129,020,426	\$112,782,659	\$12,428,503	\$19,066,805	\$24,764,572	\$24,036,098	\$22,724,502	\$9,762,179	\$0
TOTAL	\$278,430,426	\$191,128,357	\$19,714,347	\$29,196,484	\$33,262,077	\$33,783,768	\$30,597,502	\$17,093,179	\$27,481,000



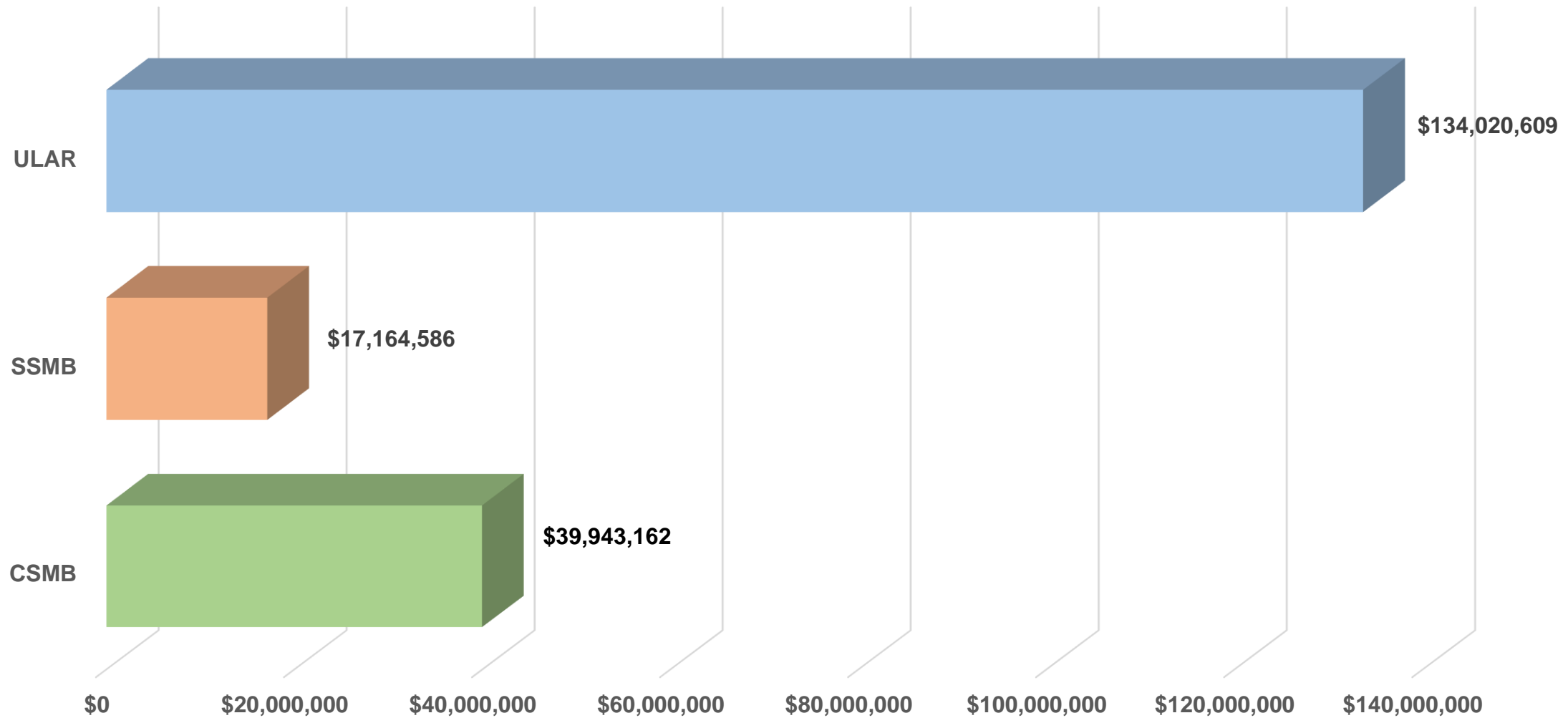
SCW Regional Round 1 and Round 2 Total



SCW Regional Round 1 and Round 2 Total by Watershed



SCW Regional Round 1 and Round 2 Total by Watershed



Safe Clean Water Program

Rd 3 Regional Projects

- 23 Projects submitted
(ULAR=12,CSMB=4,SSMB=7)
- Sept - Dec '21 – Project Scoring Committee to score projects.
- Jan - Mar '21 – WASC Presentations
- May '22 – WASC Approval
- July '22 – County Board SIP Approval

SCW Program Unallocated Funding

Watershed Area	Expected Annual Revenue (\$ M)	Cumulative Remaining for New Projects (unallocated)*			
		22/23	23/24	24/25	25/26
Central Santa Monica Bay	\$17.4	\$7.1	\$14.5	\$24.6	\$38.4
South Santa Monica Bay	\$17.6	\$3.9	\$13.4	\$21.4	\$31.6
Upper Los Angeles River	\$38.4	\$5.5	\$12.6	\$20.9	\$46.4
Totals:	\$73.4	\$16.5	\$40.5	\$66.9	\$116.4

For ULAR, 87% of FY 22/23 revenue is already planned for.

Rd 3



**ULAR ~\$1.3M
to fund
potential new
request**

*Approved Rd 3 SIP will reduce remaining cumulative funds for all future FY's



MEASURE REGIONAL PROGRAM - ROUND 3 FY 22/23

No.	Project Name	Project Leads	Project Creator	Funding Amount
UPPER LA RIVER				
1	Winery Canyon Channel and Descanso Gardens Stormwater Captur...	Descanso Gardens Guild, Inc.; City of La Canada Flintridge	Brian Rowley	\$ 6,848,600
2	La Crescenta Green Improvement Project	County of Los Angeles	Los Angeles County	\$ 1,500,000
3	Watts Civic Center Serenity Greenway	City of Los Angeles, Council District 13	David Pohl	\$ 2,664,000
4	Acacia Avenue Storm Drain Infiltration Project	City of Glendale	Jillian Brickey	\$ 2,086,500
5	Jackson Elementary School Campus Greening and Stormwater Qua...	Amigos de los Rios (ADLR) and Pasadena Unified School District (PUSD)	Michael Rudd	\$ 3,018,148
6	LA River Green Infrastructure Project	City of Los Angeles, Bureau of Sanitation and Environment	CityOf LA	\$ 31,821,160
7	LAMC South Arroyo Improvement and Deep Underground Infiltrat...	Los Angeles Mission College/BuildLACCD	Daniel Apt	\$ 1,210,433
8	Whitsett Fields Park North Stormwater Capture Project	Los Angeles Department of Water and Power (LADWP)	Los Angeles Department of Water and Power (LADWP)	\$ 8,393,000
9	Alexandria Park Stormwater Capture Project	Los Angeles Department of Water and Power (LADWP)	Los Angeles Department of Water and Power (LADWP)	\$ 7,019,000
10	California Avenue and Adjacent Streets Stormwater Capture Pr...	City of Glendale	Jillian Brickey	\$ 3,320,000
11	Echo Park Lake Rehabilitation Operation and Maintenance	City of Los Angeles, LA Sanitation and Environment	CityOf LA	\$ 2,400,000
12	North Hollywood Park Stormwater Capture Project	SEITec	Shahriar Eftekharzadeh	\$ 68,229,081
Central SMB				
1	Edward Vincent Jr. Park Stormwater Improvements Project	City of Inglewood	Lauren Amimoto	\$ 4,270,000
2	West Los Angeles College Soccer Field Basin Dry Well Project	Los Angeles Community College District & BuildLACCD	Daniel Apt	\$ 399,967
3	Angeles Mesa Green Infrastructure Corridor Project	City of Los Angeles, LA Sanitation and Environment	CityOf LA	\$ 8,401,432
4	Ladera Heights - W Centinela Ave Green Improvement	Los Angeles County Public Works	Los Angeles County	\$ 500,000
South SMB				
1	Hermosa Beach Multi-Benefit Parking Lot Greening Project (Lo...	Hermosa Beach	Douglas Krauss	\$ 423,950
2	Fulton Playfield Multi-Benefit Infiltration Project	City of Redondo Beach	Curtis Fang	\$ 4,292,138
3	Los Angeles Harbor College Central and West Campus Undergrou...	Los Angeles Community College District & BuildLACCD	Brad Parks	\$ 3,152,758
4	Wilmington-Anaheim Green Infrastructure Corridor Project	City of Los Angeles, Bureau of Sanitation and Environment	CityOf LA	\$ 12,808,258
5	Downtown Lomita Multi-Benefit Stormwater Project	City of Lomita	Carla Dillon	\$ 449,300
6	West Rancho Dominguez - San Pedro Street Green Improvement	Los Angeles County Public Works	Los Angeles County	\$ 800,000
7	Machado Lake Ecosystem Rehabilitation (MLER) Operations and ...	City of Los Angeles, LA Sanitation and Environment	CityOf LA	\$ 5,700,000

FY 22/23 (Regional Rd 3 Projects)

Round 3 Regional Projects for Consideration

Project (Council District)	5 – Year Requesting Amount*	
<i>Upper LA River</i>		
LA River Segment E, 9 LFDs (CD 3 & 12)	\$34.0 M	\$51.8 M
Echo Park O&M (CD 13)	\$2.4 M	
<i>Whitsett Fields Park North Stormwater Capture Project (CD 2, DWP)</i>	<i>\$8.4 M</i>	
<i>Alexandria Park Stormwater Capture Project (CD 2, DWP)</i>	<i>\$7.0 M</i>	
<i>Central Santa Monica Bay</i>		
Angeles-Mesa Green Infrastructure Corridor Project (CD 8)	\$13.0 M	\$13.0 M
<i>South Santa Monica Bay</i>		
Wilmington Anaheim Green Street Project (CD 15)	\$6.0 M	\$11.7 M
Machado Lake O&M (CD 15)	\$5.7 M	
TOTAL Regional Funding Requesting	\$76.5 M	

- **Fern Dell Trail Rehabilitation & Stormwater Capture Project (CD 4)**
Project proponent: Friends of Griffith Park
Technical Resources Program (TRP), \$300k
- **Watts Civic Center Serenity Greenway (CD 15)**
Infrastructure Project, \$2.6M



FY 22/23 (Regional Rd 3 Projects)



Round 3 Regional Projects for Consideration

Central Santa Monica Bay (CSMB)									
Project	CD	Total Project Cost	Total Funding Requested	Matching	FY22-23 (Round 3)	FY23-24 (Round 4)	FY24-25 (Round 5)	FY25-26 (Round 6)	FY26-27 (Round 7)
Angeles Mesa Green Infrastructure Corridor Project (LASAN)	8	\$8,401,432	\$8,401,432	-	\$573,550	\$530,000	\$3,598,941	\$3,598,941	\$100,000
Total Ask					\$573,550	\$530,000	\$3,598,941	\$3,598,941	\$100,000

South Santa Monica Bay (SSMB)									
Project	CD	Total Project Cost	Total Funding Requested	Matching	FY22-23 (Round 3)	FY23-24 (Round 4)	FY24-25 (Round 5)	FY25-26 (Round 6)	FY26-27 (Round 7)
Wilmington Anaheim Green Infrastructure Corridor Project (LASAN)	15	\$12,808,258	\$12,808,258	-	\$1,160,141	\$799,993	\$9,762,393	\$881,472	\$204,259
Machado Lake Ecosystem Rehabilitation (MLER) O&M (LASAN)	15	\$5,700,000	\$5,700,000		\$1,140,000	\$1,140,000	\$1,140,000	\$1,140,000	\$1,140,000
Total Ask					\$2,620,138	\$3,524,169	\$6,224,109	\$2,574,404	\$3,380,000

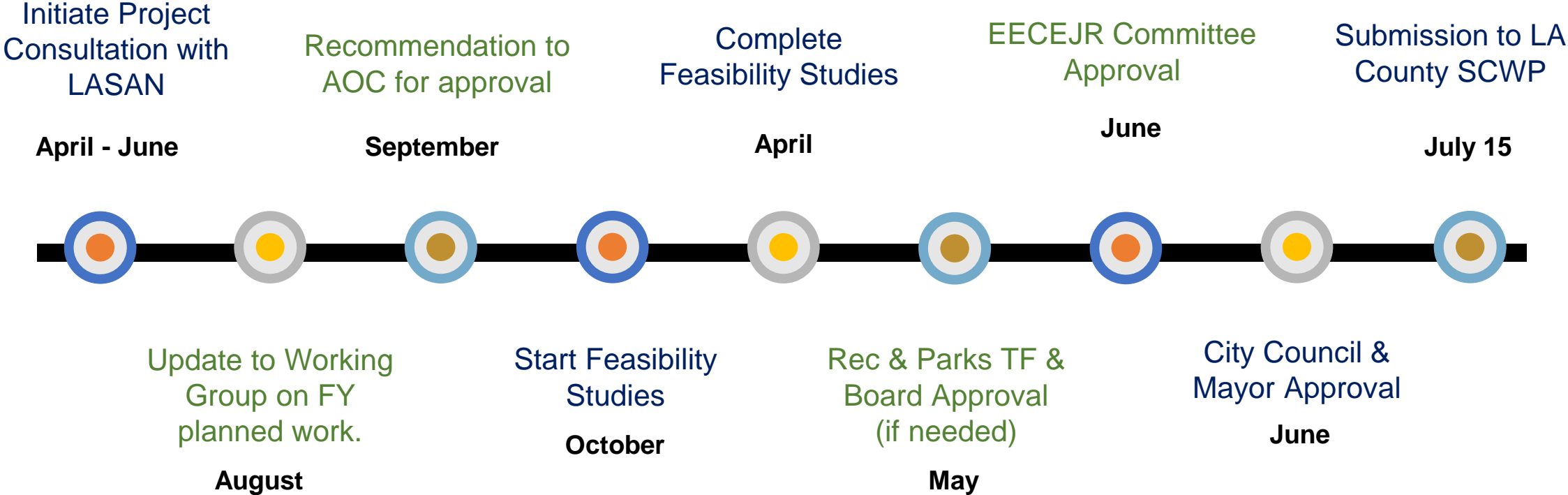
FY 22/23 (Regional Rd 3 Projects)



Round 3 Regional Projects for Consideration

Upper Los Angeles River (ULAR)									
Project	CD	Total Project Cost	Total Funding Requested	Matching	FY22-23 (Round 3)	FY23-24 (Round 4)	FY24-25 (Round 5)	FY25-26 (Round 6)	FY26-27 (Round 7)
LA River Runoff Mitigation Infrastructure Project - Segment E 9 LFD's (LA River Green Infrastructure Project) (LASAN)	3,12	\$31,821,160	\$31,821,160	-	\$1,984,500	\$2,380,327	\$1,679,285	\$25,777,048	\$0
Echo Park Lake Rehabilitation O&M (LASAN)	13	\$2,400,000	\$2,400,000		\$480,000	\$480,000	\$480,000	\$480,000	\$480,000
Whitsett Fields Park North Stormwater Capture Project (LADWP)	2	\$16,956,000	\$8,393,000	\$8,563,000	\$840,000	\$1,679,000	\$1,679,000	\$1,679,000	\$2,516,000
Alexandria Park Stormwater Capture Project (LADWP)	2	\$14,181,000	\$7,019,000	\$7,162,000	\$702,000	\$1,404,000	\$1,404,000	\$1,404,000	\$2,105,000
				Total Ask	\$4,006,500	\$5,943,327	\$5,242,285	\$29,340,048	\$5,101,000

Annual Regional SCWP Schedule



Upcoming Items

SCW Program Guidance

- SCW policy & protocols on SCW Project submittals process.
- Guidance for Regional Projects proposed by City of Los Angeles.
- Guidance for Letters of Support.
- Additional Guidance from the County planned for Spring 2022.
 - Water Supply Benefit
 - Nature Base Solutions
 - Disadvantage Community
 - Community Engagement



Michael Scaduto, P.E., ENV SP

**LA Sanitation & Environment
1149 South Broadway, 10th Floor
Los Angeles, CA 90015
E-Mail: Michael.Scaduto@lacity.org**

**LA Sanitation & Environment's Mission:
“Protect Public Health and the Environment”**

