

**AMENDMENT NO. 2**

**MEMORANDUM OF UNDERSTANDING NO. 36  
REGARDING THE  
MANAGEMENT UNIT**

**THIS AMENDMENT NO. 2 to the 2007-2012 Management Unit Memorandum of  
Understanding No. 36 is made and entered into  
this 27<sup>th</sup> day of October, 2009**

**BY AND BETWEEN**

**THE HEADS OF DEPARTMENTS, OFFICES OR BUREAUS REPRESENTED HEREIN  
(hereinafter referred to as "Management")**

**AND THE**

**LOS ANGELES PROFESSIONAL MANAGERS' ASSOCIATION (hereinafter referred  
to as "Association) REPRESENTING THE MANAGEMENT UNIT**

**AMENDMENT NO. 2  
MANAGEMENT UNIT  
2007-2012 MEMORANDUM OF UNDERSTANDING (MOU) NO. 36**

To reflect agreement reached by the parties on October 27, 2009, in amending the 2007-2012 MOU to extend the term of the MOU through June 30, 2014, and to provide for new salary effective dates and rates, Articles 1, 4, 5, 26, 27, 32, 38, 39, and Appendices A-H are hereby amended as follows.

**ARTICLE 1            RECOGNITION**

The last paragraph of Article 1 is amended in its entirety to read:

The term "employee" or "employees" as listed herein, shall refer only to employees in the classifications listed in Appendices A through H as well as such classes as may be added hereafter to the Unit by the Employee Relations Board.

All other provisions of Article 1 remain unchanged.

**ARTICLE 4            TERM**

The first paragraph of Article 4 is amended in its entirety to read:

The term of this MOU shall commence on the date when the terms and conditions for its effectiveness, as set forth in Article 2, Implementation of Memorandum of Understanding, are fully met, but in no event shall said MOU become effective prior to 12:01 a.m. on July 1, 2007. This MOU shall expire and otherwise be fully terminated at 11:59 p.m. on June 30, 2014.

All other provisions of Article 4 remain unchanged.

**ARTICLE 5            CALENDAR FOR SUCCESSOR MEMORANDUM OF  
UNDERSTANDING**

Article 5 is amended in its entirety to read:

In the event the Union or Management desires a successor MOU, said party shall serve upon the other between April 1, 2014 and April 30, 2014 its written proposals for such successor MOU. Meet and confer sessions shall begin no later than thirty (30) calendar days following submittal of the proposals.

**ARTICLE 26            WORK SCHEDULES**

Article 26 is amended to add the following paragraphs:

Notwithstanding any provisions above or in the Los Angeles Administrative Code, the regular work schedules of full-time employees in classes listed in Appendices A – H will be 76.5 hours per payperiod commencing the first day of payperiod 10 (October 25, 2009) and ending the last day of payperiod 26 (June 19, 2010). Full-time, FLSA-exempt employees will be paid on the basis of a 76.5 hour biweekly work schedule and will not be compensated for hours worked in excess of that biweekly schedule.

Employees eligible for overtime pursuant to this MOU, shall continue to be credited only after 40 hours of compensated time in a workweek.

If, due to operational necessity, a full-time, non-FLSA exempt employee is assigned by Management to work more than 76.5 hours in any payperiod, his/her work hours shall be reduced in future payperiods so that the employee's work hours have been reduced for a total of 59.5 hours between October 25, 2009 and June 19, 2010.

All other provisions of Article 26 remain unchanged.

**ARTICLE 27            OVERTIME FOR HOURLY EMPLOYEES**

A new paragraph is added to Section III. to read:

Effective the start of the payperiod following City Council approval of this MOU amendment and ending June 30, 2010, employees may accumulate up to 240 hours of compensatory time off (CTO). Notwithstanding the language in the paragraph above, Management may require employees to use CTO at any time prior to June 30, 2010.

All other provisions of Article 27 remain unchanged.

**ARTICLE 32            SALARIES**

Article 32 is amended in its entirety to read:

- A. The parties to this MOU jointly recommend to the City Council approval of the salaries set forth in Appendices A through H.
- B. The salaries set forth in Appendices A through H shall become operative as follows:
  - Appendix A - July 1, 2007
  - Appendix B - January 1, 2008
  - Appendix C - July 1, 2008
  - Appendix D - July 1, 2009
  - Appendix E - July 1, 2010
  - Appendix F - July 1, 2011
  - Appendix G - July 1, 2012
  - Appendix H - July 1, 2013

## **ADDITIONAL SALARY ADJUSTMENTS**

### **C. Employees in Classes with 5-Step Salary Ranges (Full-Time or Half-Time Status)**

1. Effective January 1, 2012, Unit employees who have at least twelve (12) months of service at step 5 of the salary range in their current classification on or after January 1, 2012 shall receive a salary adjustment of 2.75%.
2. Effective January 1, 2013, Unit employees at step 5 of the salary range for their classification who received the salary adjustment provided for in C.1 above shall receive an additional salary adjustment of 2.75% twelve months after receiving the adjustment in C.1.
3. Effective January 1, 2014, Unit employees at step 5 of the salary range for their classification who received the salary adjustment provided for in C.2 above shall receive an additional salary adjustment of 2.75% twelve months after receiving the adjustment in C.2.

The above adjustments shall be included in determining salary step placement under Los Angeles Administrative Code Section 4.91.

In classes where the pay grade description provides for automatic movement to a higher pay grade level after twelve months, if the effective date of the pay grade advancement is the same day as the effective date of a salary adjustment provided for in Subsection C. herein, the salary adjustment shall be included in determining placement on the salary range for the higher level pay grade.

## **ADDITIONAL CASH PAYMENTS**

### **D. Full-Time Employees Only**

1. A one-time cash payment will be provided between November 1, 2011, and December 31, 2011, in a single separate check as a lump sum, calculated at 1.75% of the employee's annual base salary rate (excluding bonuses) in effect as of November 1, 2011.
2. A one-time cash payment will be provided between November 1, 2012, and December 31, 2012, in a single separate check as a lump sum, calculated at 1.75% of the employee's annual base salary rate (excluding bonuses) in effect as of November 1, 2012.

## **ARTICLE 38 RETIREMENT BENEFITS**

Paragraph A. of Article 38 is amended in its entirety to read:

A. **Benefits**

Effective July 1, 2007 to the start of the payperiod following the effective date of the ordinance implementing the Early Retirement Incentive Program (ERIP), for employees hired prior to January 1, 1983, retirement benefits including the Beta Retirement formula and subsidies of: (1) one-half the employee's retirement contribution rates, and (2) an additional two-percent (2%) of compensation earnable after the one-half subsidy, shall be continued. For employees hired January 1, 1983, and thereafter, the Beta Retirement Formula and a flat-rated employee retirement contribution of six percent (6%) shall be continued.

Effective at the start of the payperiod following the effective date of the ordinance implementing the ERIP through June 30, 2011, for employees hired prior to January 1, 1983, the Beta Retirement Formula shall be continued and a flat-rated employee retirement contribution of six percent (6%) shall be implemented. For employees hired January 1, 1983, and thereafter, the Beta Retirement Formula and a flat-rated employee retirement contribution of six percent (6%) shall be continued.

Effective July 1, 2011 through June 30, 2026, for all employees regardless of their date of hire, the Beta Retirement Formula shall be continued and a flat-rated employee retirement contribution of 7.0 percent (7.0%) shall be implemented. The employee retirement contribution rate shall return to six percent (6%) in accordance with the ERIP Agreement of October 26, 2009.

All other provisions of Article 38 remain unchanged.

**ARTICLE 39            SICK LEAVE BENEFITS**

A new paragraph is added to Article 39 to read:

**Excess Sick Leave Payment for 2010**


Notwithstanding Section 4.126, subsection (b) of the LAAC, any sick leave at full pay remaining unused at the end of the 2009 calendar year, which, if added to an employee's accumulated sick leave at full pay, will exceed 800 hours, shall be compensated at 50% of the employee's salary rate in effect as of December 31, 2009, with payment made to the employee during the 2010-2011 fiscal year.

All other provisions of Article 39 remain unchanged.

Except for the Articles and Appendices amended herein, all other Articles, provisions, and Appendices of the 2007-2012 MOU 36, shall remain in full force and effect during the new July 1, 2007 through June 30, 2014 term of the MOU.


**IN WITNESS WHEREOF**, the parties hereto have caused their duly authorized representatives to execute this Amendment No. 2 to the 2007-2012 MOU No. 36 the day, month, and year written below.

Los Angeles Professional Managers  
Association, SEIU Local 721  
Management Employees Unit

  
\_\_\_\_\_  
Charley Mims  
President

Date October 27, 2009


City of Los Angeles

  
\_\_\_\_\_  
Miguel A. Santana  
City Administrative Officer

Date 10/26/09

Approved as to Form

FOR THE CITY ATTORNEY:

  
\_\_\_\_\_  
10-27-09  
Date

APPENDIX A

Operative on July 1, 2007

CLASS CODE	TITLE	SALARY RANGE	ANNUAL RANGE	
9206	311 Director	5299	110,643-	137,453
9422 1	Airport Environmental Manager I	4412	92,122-	114,443
9422 2	Airport Environmental Manager II	5299	110,643-	137,453
7260 1	Airport Manager I	4071	85,002-	105,611
7260 2	Airport Manager II	4642	96,924-	120,415
7260 3	Airport Manager III	5753	120,122-	149,271
3331	Airports Maintenance Superintendent	3892	81,264-	100,955
1788 1	Airports Public & Community Relations Director I	3736	78,007-	96,904
1788 2	Airports Public & Community Relations Director II	4769	99,576-	123,714
1957	Asset Manager	5299	110,643-	137,453
1577	Assistant Chief Grants Administrator	4409	92,059-	114,381
9232	Assistant City Librarian	6069	126,720-	157,414
4219 1	Assistant Deputy Superintendent of Building I	5011	104,629-	129,978
4219 2	Assistant Deputy Superintendent of Building II	5299	110,643-	137,453
7225	Assistant Director Bureau of Sanitation	6069	126,720-	157,414
7536	Assistant Director Bureau of Street Lighting	5299	110,643-	137,453
4156	Assistant Director Bureau of Street Services	6069	126,720-	157,414
7298	Assistant Director of Contract Administration	5838	121,897-	151,464
9651	Assistant Director of Finance	6069	126,720-	157,414
9701	Assistant GM El Pueblo Historic Monument	4627	96,611-	120,039
9244	Assistant General Manager Animal Regulation	5299	110,643-	137,453
9251	Assistant General Manager Community Development	6069	126,720-	157,414
9694	Assistant General Manager Convention Center	5299	110,643-	137,453
9248	Assistant General Manager Cultural Affairs	4627	96,611-	120,039
9220	Assistant General Manager Department of Aging	5299	110,643-	137,453
9273	Assistant General Manager Emergency Preparedness	4906	102,437-	127,284
9257	Assistant General Manager General Services	6069	126,720-	157,414
9271	Assistant General Manager Housing	7937	165,724-	205,898
9381	Assistant General Manager Information Technology	6069	126,720-	157,414
9414	Assistant General Manager LACERS	6069	126,720-	157,414
9221	Assistant General Manager Neighborhood Empowerment	4906	102,437-	127,284
9241	Assistant General Manager Recreation and Parks	6069	126,720-	157,414
9263	Assistant General Manager Transportation	6069	126,720-	157,414
0603	Assistant Inspector General	5746	119,976-	149,041
9415	Assistant Retirement Plan Manager	4906	102,437-	127,284
9646	Assistant Treasurer	5594	116,802-	145,116
7998	Associate Zoning Administrator	5036	105,151-	130,625
3124	Building Construction & Maintenance Supt	4769	99,576-	123,714
3194 1	Building Construction and Maintenance Gen Sup I	4769	99,576-	123,714
3194 2	Building Construction and Maintenance Gen Supt II	5299	110,643-	137,453
1592	Chief Accountant Controller	4497	93,897-	116,677
7274 1	Chief Airports Engineer I	4906	102,437-	127,284
7274 2	Chief Airports Engineer II	5753	120,122-	149,271
1528 1	Chief Auditor Controller I	3941	82,288-	102,249
1528 2	Chief Auditor Controller II	4409	92,059-	114,381
9151	Chief Benefits Analyst	5734	119,725-	148,749
7296	Chief Construction Inspector	4566	95,338-	118,473
0302	Chief Deputy Controller	6765	141,253-	175,476
4229	Chief Electrical Inspector	4566	95,338-	118,473

APPENDIX A

Operative on July 1, 2007

CLASS CODE	TITLE	SALARY RANGE	ANNUAL RANGE	
9230	Chief Financial Officer	6168	128,787-	160,003
9286	Chief Harbor Engineer	6069	126,720-	157,414
4250 1	Chief Heating & Refrigeration Inspector I	3546	74,040-	91,997
4250 2	Chief Heating & Refrigeration Inspector II	4171	87,090-	108,221
9374	Chief Information Officer	6970	145,533-	180,800
4254	Chief Inspector	4566	95,338-	118,473
4258	Chief Inspector	4566	95,338-	118,473
1619	Chief Internal Auditor	4906	102,437-	127,284
9147	Chief Investment Officer	5299	110,643-	137,453
9182	Chief Management Analyst	5299	110,643-	137,453
3165	Chief Park Maintenance Supervisor	4071	85,002-	105,611
1968	Chief Park Ranger	4408	92,039-	114,339
4239	Chief Plumbing Inspector	4566	95,338-	118,473
2384	Chief Police Psychologist	5299	110,643-	137,453
5154 1	Chief Port Pilot I	8690 (4)	213,540-	225,441
5154 2	Chief Port Pilot II	9171 (4)	225,337-	237,907
1949 1	Chief Real Estate Officer I	4426	92,414-	114,819
1949 2	Chief Real Estate Officer II	5299	110,643-	137,453
4269	Chief Safety Engineer Elevators	4566	95,338-	118,473
4260	Chief Safety Engineer Pressure Vessels	3941	82,288-	102,249
4286 1	Chief Street Services Investigator I	3692	77,088-	95,756
4286 2	Chief Street Services Investigator II	4566	95,338-	118,473
1211 1	Chief Tax Compliance Officer I	4377	91,391-	113,545
1211 2	Chief Tax Compliance Officer II	5299	110,643-	137,453
2360	Chief Veterinarian	4791	100,036-	124,278
1189 1	Chief Wharfinger I	3011	62,869-	78,112
1189 2	Chief Wharfinger II	3951	82,496-	102,500
7999	Chief Zoning Administrator	5591	116,740-	145,032
7945 1	Chief of Airport Planning I	4643	96,945-	120,457
7945 2	Chief of Airport Planning II	5299	110,643-	137,453
9424	Chief of Aviation Technology	5737	119,788-	148,833
7258 1	Chief of Operations I	3758	78,467-	97,510
7258 2	Chief of Operations II	3955	82,580-	102,625
9180	Chief of Parking Enforcement Operations	5299	110,643-	137,453
9200	Chief of Transit Programs	5299	110,643-	137,453
2492	Child Care Program Manager	3149	65,751-	81,703
0566	City Attorney Chief Administrative Assistant	5299	110,643-	137,453
0536	City Attorney Financial Manager	3880	81,014-	100,642
2496	Community Affairs Advocate	4409	92,059-	114,381
8500	Community Housing Programs Manager	4377	91,391-	113,545
9247	Concessions Manager	5299	110,643-	137,453
9168	Contract Administrator	4636	96,799-	120,248
9165 1	Contract Compliance Program Manager I	3904	81,515-	101,289
9165 2	Contract Compliance Program Manager II	4874	101,769-	126,449
3330 1	Convention Center Building Superintendent I	4015	83,833-	104,149
3330 2	Convention Center Building Superintendent II	4769	99,576-	123,714
1610	Departmental Audit Manager	5299	110,643-	137,453
1593 1	Departmental Chief Accountant I	3955	82,580-	102,625
1593 2	Departmental Chief Accountant II	4175	87,174-	108,305



APPENDIX A

Operative on July 1, 2007

CLASS CODE	TITLE	SALARY RANGE	ANNUAL RANGE
1593 3	Departmental Chief Accountant III	4906	102,437- 127,284
1593 4	Departmental Chief Accountant IV	5299	110,643- 137,453
9490 1	Deputy City Engineer I	6069	126,720- 157,414
9490 2	Deputy City Engineer II	6765	141,253- 175,476
1607	Deputy Director of Auditing	5299	110,643- 137,453
9444	Deputy Director of Planning	6069	126,720- 157,414
0162	Deputy General Manager Airports/1	8385	175,078- 217,528
0163	Deputy General Manager Airports/2	6857	143,174- 177,877
9201 1	Deputy Superintendent of Building I	6069	126,720- 157,414
9201 2	Deputy Superintendent of Building II	6765	141,253- 175,476
1806	Development and Marketing Director	4363	91,099- 113,170
1768	Director of Air Service Marketing	5299	110,643- 137,453
9302	Director of Airports Administration	6231	130,103- 161,632
9304	Director of Airports Operations	6231	130,103- 161,632
9306	Director of Airports Safety Services	6857	143,174- 177,877
1606	Director of Auditing	6069	126,720- 157,414
9259	Director of Building Services	4769	99,576- 123,714
1194	Director of Cash Management Services	5299	110,643- 137,453
7625	Director of Communications Services	5299	110,643- 137,453
4266	Director of Enforcement Operations	5299	110,643- 137,453
4321	Director of Field Operations	4383	91,517- 113,692
1608	Director of Financial Analysis and Reporting	6069	126,720- 157,414
3535	Director of Fleet Services	5299	110,643- 137,453
1568	Director of Housing	5299	110,643- 137,453
7270 1	Director of Maintenance Airports I	4769	99,576- 123,714
7270 2	Director of Maintenance Airports II	5299	110,643- 137,453
1858	Director of Materials Management Services	4642	96,924- 120,415
7974	Director of Materials Testing Services	5299	110,643- 137,453
3722 1	Director of Police Transportation I	4175	87,174- 108,305
3722 2	Director of Police Transportation II	5299	110,643- 137,453
9231	Director of Port Administration	5878	122,732- 152,487
3123 1	Director of Port Construction & Maintenance I	4769	99,576- 123,714
3123 2	Director of Port Construction & Maintenance II	5299	110,643- 137,453
1782 1	Director of Port Marketing I	4313	90,055- 111,875
1782 2	Director of Port Marketing II	5299	110,643- 137,453
9233	Director of Port Operations	5580	116,510- 144,740
1488	Director of Printing Services	5065	105,757- 131,377
1857 1	Director of Purchasing Services I	3955	82,580- 102,625
1857 2	Director of Purchasing Services II-General Service	4642	96,924- 120,415
3208	Director of Security Services	3355	70,052- 87,007
1863	Director of Supplies	5299	110,643- 137,453
9375	Director of Systems	5299	110,643- 137,453
6157	Division Librarian	5299	110,643- 137,453
9486	Engineer of Surveys	5299	110,643- 137,453
3750	Equipment Superintendent	4464	93,208- 115,800
3170	Event Services Manager	4892	102,144- 126,909
9186	Executive Assistant Airports	5993	125,133- 155,452
9225	Executive Director Commission on Status of Women	3,892.80 BW	
2475	Executive Director Exposition Park Complex	5299	110,643- 137,453

APPENDIX A

Operative on July 1, 2007

CLASS CODE	TITLE	SALARY RANGE	ANNUAL RANGE	
9020	Executive Director Human Relations Commission	4,268.00 BW		
9252	Executive Officer City Clerk	6069	126,720-	157,414
1557 1	Financial Manager I	3941	82,288-	102,249
1557 2	Financial Manager II	4906	102,437-	127,284
9197	Fire Administrator	6567	137,118-	170,360
0805	First Deputy General Manager Harbor	8385	175,078-	217,528
3188 1	General Services Police Chief I	4822	100,683-	125,092
3188 2	General Services Police Chief II	5157	107,678-	133,799
2458	Golf Manager	5299	110,643-	137,453
9279 1	Harbor Engineer I	4906	102,437-	127,284
9279 2	Harbor Engineer II	5299	110,643-	137,453
9234 1	Harbor Planning & Research Director I	3955	82,580-	102,625
9234 2	Harbor Planning & Research Director II	4642	96,924-	120,415
9480	Harbor Public & Community Relations Director	4642	96,924-	120,415
4130	Hyperion Treatment Plant Manager	6069	126,720-	157,414
1409 1	Information Systems Manager I	4465	93,229-	115,821
1409 2	Information Systems Manager II	5299	110,643-	137,453
4281 1	Lot Cleaning Superintendent I	3692	77,088-	95,756
4281 2	Lot Cleaning Superintendent II	4076	85,106-	105,715
9437 1	Marine Environmental Manager I	4592	95,880-	119,100
9437 2	Marine Environmental Manager II	5105	106,592-	132,442
9635	Marketing Manager	4642	96,924-	120,415
2338	Medical Services Administrator	5299	110,643-	137,453
6229 1	Observatory Director I	4409	92,059-	114,381
6229 2	Observatory Director II	5299	110,643-	137,453
9264	Parking Administrator	6069	126,720-	157,414
9025 1	Parking Enforcement Manager I	3803	79,406-	98,658
9025 2	Parking Enforcement Manager II	4465	93,229-	115,821
5153	Pilot Service Manager	9675	202,014-	250,957
9196 1	Police Administrator I	5299	110,643-	137,453
9196 2	Police Administrator II	6069	126,720-	157,414
9196 3	Police Administrator III	6912	144,322-	179,317
1781	Port Marketing Manager	3649	76,191-	94,649
7928	Principal Architect	5776	120,602-	149,835
7946	Principal City Planner	5299	110,643-	137,453
9489	Principal Civil Engineer	5299	110,643-	137,453
9653	Principal Deputy Controller	6069	126,720-	157,414
7875	Principal Environmental Engineer	5299	110,643-	137,453
3147 1	Principal Grounds Maintenance Supervisor I	2913	60,823-	75,544
3147 2	Principal Grounds Maintenance Supervisor II	3620	75,585-	93,918
2464 1	Principal Recreation Supervisor I	3149	65,751-	81,703
2464 2	Principal Recreation Supervisor II	3620	75,585-	93,918
9266	Principal Transportation Engineer	5299	110,643-	137,453
1964 1	Property Manager I	4175	87,174-	108,305
1964 2	Property Manager II	4642	96,924-	120,415
1964 3	Property Manager III	5028	104,984-	130,416
1964 4	Property Manager IV	5591	116,740-	145,032
1800 1	Public Information Director I	3736	78,007-	96,904
1800 2	Public Information Director II	4387	91,600-	113,817

APPENDIX A

Operative on July 1, 2007

CLASS CODE	TITLE	SALARY RANGE	ANNUAL RANGE	
1282	Records Management Officer	4408	92,039-	114,339
7982	Risk Management & Prevention Program Manager	4412	92,122-	114,443
1530 1	Risk Manager I	3561	74,353-	92,394
1530 2	Risk Manager II	4409	92,059-	114,381
1530 3	Risk Manager III	5299	110,643-	137,453
1728	Safety Administrator	4675	97,614-	121,292
4126 1	Sanitation Solid Resources Manager I	4769	99,576-	123,714
4126 2	Sanitation Solid Resources Manager II	5299	110,643-	137,453
4128 1	Sanitation Wastewater Manager I	4015	83,833-	104,149
4128 2	Sanitation Wastewater Manager II	4769	99,576-	123,714
4128 3	Sanitation Wastewater Manager III	5299	110,643-	137,453
0807	Second Deputy General Manager Harbor	7124	148,749-	184,788
3146	Senior Park Maintenance Supervisor	3041	63,496-	78,906
3832	Signal Systems Superintendent	4071	85,002-	105,611
1850	Stores Superintendent	3955	82,580-	102,625
4160 1	Street Services General Superintendent I	4540	94,795-	117,763
4160 2	Street Services General Superintendent II	5299	110,643-	137,453
4158 1	Street Services Superintendent I	3692	77,088-	95,756
4158 2	Street Services Superintendent II	4076	85,106-	105,715
3160 1	Street Tree Superintendent I	3692	77,088-	95,756
3160 2	Street Tree Superintendent II	4540	94,795-	117,763
9237	Superintendent Planning & Development Rec & Parks	5299	110,643-	137,453
2472	Superintendent of Recreation and Parks Operations	5299	110,643-	137,453
1865 1	Supply Services Manager I	4408	92,039-	114,339
1865 2	Supply Services Manager II	5299	110,643-	137,453
8870	Taxicab Administrator	4377	91,391-	113,545
7640	Telecommunications Planning & Utilization Officer	4289	89,554-	111,249
7650 1	Telecommunications Regulatory Officer I	3947	82,413-	102,375
7650 2	Telecommunications Regulatory Officer II	4289	89,554-	111,249
7650 3	Telecommunications Regulatory Officer III	4662	97,342-	120,937
0803	Traffic Manager	5878	122,732-	152,487
4125 1	Wastewater Collection Manager I	3955	82,580-	102,625
4125 2	Wastewater Collection Manager II	5299	110,643-	137,453
7880	Wastewater Residuals Research Engineer	5299	110,643-	137,453
7840 1	Wastewater Treatment Laboratory Manager I	3947	82,413-	102,375
7840 2	Wastewater Treatment Laboratory Manager II	4642	96,924-	120,415
7840 3	Wastewater Treatment Laboratory Manager III	5299	110,643-	137,453
3784 1	Wastewater Treatment Maintenance Manager I	4015	83,833-	104,149
3784 2	Wastewater Treatment Maintenance Manager II	4769	99,576-	123,714
3784 3	Wastewater Treatment Maintenance Manager III	5299	110,643-	137,453
4127 1	Wastewater Treatment Plant Manager I	4007	83,666-	103,941
4127 2	Wastewater Treatment Plant Manager II	4215	88,009-	109,349
4127 3	Wastewater Treatment Plant Manager III	4678	97,676-	121,355
1766 1	Workers' Compensation Administrator I	4409	92,059-	114,381
1766 2	Workers' Compensation Administrator II	5299	110,643-	137,453
9501	Zoo Assistant General Manager	5838	121,897-	151,464

APPENDIX B

Operative on January 1, 2008

CLASS CODE	TITLE	SALARY RANGE	ANNUAL RANGE	
9206	311 Director	5405	112,856-	140,209
9422 1	Airport Environmental Manager I	4500	93,960-	116,740
9422 2	Airport Environmental Manager II	5405	112,856-	140,209
7260 1	Airport Manager I	4153	86,714-	107,720
7260 2	Airport Manager II	4734	98,845-	122,816
7260 3	Airport Manager III	5870	122,565-	152,278
3331	Airports Maintenance Superintendent	3970	82,893-	102,980
1788 1	Airports Public & Community Relations Director I	3811	79,573-	98,846
1788 2	Airports Public & Community Relations Director II	4866	101,602-	126,199
1957	Asset Manager	5405	112,856-	140,209
1577	Assistant Chief Grants Administrator	4497	93,897-	116,677
9232	Assistant City Librarian	6190	129,247-	160,567
4219 1	Assistant Deputy Superintendent of Building I	5111	106,717-	132,588
4219 2	Assistant Deputy Superintendent of Building II	5405	112,856-	140,209
7225	Assistant Director Bureau of Sanitation	6190	129,247-	160,567
7536	Assistant Director Bureau of Street Lighting	5405	112,856-	140,209
4156	Assistant Director Bureau of Street Services	6190	129,247-	160,567
7298	Assistant Director of Contract Administration	5955	124,340-	154,491
9651	Assistant Director of Finance	6190	129,247-	160,567
9701	Assistant GM El Pueblo Historic Monument	4720	98,553-	122,440
9244	Assistant General Manager Animal Regulation	5405	112,856-	140,209
9251	Assistant General Manager Community Development	6190	129,247-	160,567
9694	Assistant General Manager Convention Center	5405	112,856-	140,209
9248	Assistant General Manager Cultural Affairs	4720	98,553-	122,440
9220	Assistant General Manager Department of Aging	5405	112,856-	140,209
9273	Assistant General Manager Emergency Preparedness	5005	104,504-	129,832
9257	Assistant General Manager General Services	6190	129,247-	160,567
9271	Assistant General Manager Housing	8096	169,044-	210,011
9381	Assistant General Manager Information Technology	6190	129,247-	160,567
9414	Assistant General Manager LACERS	6190	129,247-	160,567
9221	Assistant General Manager Neighborhood Empowerment	5005	104,504-	129,832
9241	Assistant General Manager Recreation and Parks	6190	129,247-	160,567
9263	Assistant General Manager Transportation	6190	129,247-	160,567
0603	Assistant Inspector General	5861	122,377-	152,048
9415	Assistant Retirement Plan Manager	5005	104,504-	129,832
9646	Assistant Treasurer	5706	119,141-	148,018
7998	Associate Zoning Administrator	5137	107,260-	133,235
3124	Building Construction & Maintenance Supt	4866	101,602-	126,199
3194 1	Building Construction and Maintenance Gen Sup I	4866	101,602-	126,199
3194 2	Building Construction and Maintenance Gen Supt II	5405	112,856-	140,209
1592	Chief Accountant Controller	4588	95,797-	119,016
7274 1	Chief Airports Engineer I	5005	104,504-	129,832
7274 2	Chief Airports Engineer II	5870	122,565-	152,278
1528 1	Chief Auditor Controller I	4020	83,937-	104,296
1528 2	Chief Auditor Controller II	4497	93,897-	116,677
9151	Chief Benefits Analyst	5849	122,127-	151,714
7296	Chief Construction Inspector	4658	97,259-	120,833
0302	Chief Deputy Controller	6899	144,051-	178,983
4229	Chief Electrical Inspector	4658	97,259-	120,833

APPENDIX B

Operative on January 1, 2008

CLASS CODE	TITLE	SALARY RANGE	ANNUAL RANGE	
9230	Chief Financial Officer	6291	131,356-	163,198
9286	Chief Harbor Engineer	6190	129,247-	160,567
4250 1	Chief Heating & Refrigeration Inspector I	3617	75,522-	93,835
4250 2	Chief Heating & Refrigeration Inspector II	4256	88,865-	110,413
9374	Chief Information Officer	7110	148,456-	184,454
4254	Chief Inspector	4658	97,259-	120,833
4258	Chief Inspector	4658	97,259-	120,833
1619	Chief Internal Auditor	5005	104,504-	129,832
9147	Chief Investment Officer	5405	112,856-	140,209
9182	Chief Management Analyst	5405	112,856-	140,209
3165	Chief Park Maintenance Supervisor	4153	86,714-	107,720
1968	Chief Park Ranger	4496	93,876-	116,636
4239	Chief Plumbing Inspector	4658	97,259-	120,833
2384	Chief Police Psychologist	5405	112,856-	140,209
5154 1	Chief Port Pilot I	8864 (4)	217,799-	229,951
5154 2	Chief Port Pilot II	9354 (4)	229,847-	242,667
1949 1	Chief Real Estate Officer I	4514	94,252-	117,116
1949 2	Chief Real Estate Officer II	5405	112,856-	140,209
4269	Chief Safety Engineer Elevators	4658	97,259-	120,833
4260	Chief Safety Engineer Pressure Vessels	4020	83,937-	104,296
4286 1	Chief Street Services Investigator I	3765	78,613-	97,677
4286 2	Chief Street Services Investigator II	4658	97,259-	120,833
1211 1	Chief Tax Compliance Officer I	4465	93,229-	115,821
1211 2	Chief Tax Compliance Officer II	5405	112,856-	140,209
2360	Chief Veterinarian	4886	102,019-	126,762
1189 1	Chief Wharfinger I	3071	64,122-	79,678
1189 2	Chief Wharfinger II	4031	84,167-	104,588
7999	Chief Zoning Administrator	5703	119,078-	147,935
7945 1	Chief of Airport Planning I	4736	98,887-	122,858
7945 2	Chief of Airport Planning II	5405	112,856-	140,209
9424	Chief of Aviation Technology	5853	122,210-	151,839
7258 1	Chief of Operations I	3833	80,033-	99,451
7258 2	Chief of Operations II	4035	84,250-	104,692
9180	Chief of Parking Enforcement Operations	5405	112,856-	140,209
9200	Chief of Transit Programs	5405	112,856-	140,209
2492	Child Care Program Manager	3212	67,066-	83,332
0566	City Attorney Chief Administrative Assistant	5405	112,856-	140,209
0536	City Attorney Financial Manager	3956	82,601-	102,646
2496	Community Affairs Advocate	4497	93,897-	116,677
8500	Community Housing Programs Manager	4465	93,229-	115,821
9247	Concessions Manager	5405	112,856-	140,209
9168	Contract Administrator	4728	98,720-	122,649
9165 1	Contract Compliance Program Manager I	3983	83,165-	103,314
9165 2	Contract Compliance Program Manager II	4972	103,815-	128,976
3330 1	Convention Center Building Superintendent I	4096	85,524-	106,258
3330 2	Convention Center Building Superintendent II	4866	101,602-	126,199
1610	Departmental Audit Manager	5405	112,856-	140,209
1593 1	Departmental Chief Accountant I	4035	84,250-	104,692
1593 2	Departmental Chief Accountant II	4259	88,927-	110,476

APPENDIX B

Operative on January 1, 2008

CLASS CODE	TITLE	SALARY RANGE	ANNUAL RANGE
1593 3	Departmental Chief Accountant III	5005	104,504- 129,832
1593 4	Departmental Chief Accountant IV	5405	112,856- 140,209
9490 1	Deputy City Engineer I	6190	129,247- 160,567
9490 2	Deputy City Engineer II	6899	144,051- 178,983
1607	Deputy Director of Auditing	5405	112,856- 140,209
9444	Deputy Director of Planning	6190	129,247- 160,567
0162	Deputy General Manager Airports/1	8553	178,586- 221,871
0163	Deputy General Manager Airports/2	6993	146,013- 181,426
9201 1	Deputy Superintendent of Building I	6190	129,247- 160,567
9201 2	Deputy Superintendent of Building II	6899	144,051- 178,983
1806	Development and Marketing Director	4450	92,916- 115,446
1768	Director of Air Service Marketing	5405	112,856- 140,209
9302	Director of Airports Administration	6356	132,713- 164,868
9304	Director of Airports Operations	6356	132,713- 164,868
9306	Director of Airports Safety Services	6993	146,013- 181,426
1606	Director of Auditing	6190	129,247- 160,567
9259	Director of Building Services	4866	101,602- 126,199
1194	Director of Cash Management Services	5405	112,856- 140,209
7625	Director of Communications Services	5405	112,856- 140,209
4266	Director of Enforcement Operations	5405	112,856- 140,209
4321	Director of Field Operations	4471	93,354- 115,968
1608	Director of Financial Analysis and Reporting	6190	129,247- 160,567
3535	Director of Fleet Services	5405	112,856- 140,209
1568	Director of Housing	5405	112,856- 140,209
7270 1	Director of Maintenance Airports I	4866	101,602- 126,199
7270 2	Director of Maintenance Airports II	5405	112,856- 140,209
1858	Director of Materials Management Services	4734	98,845- 122,816
7974	Director of Materials Testing Services	5405	112,856- 140,209
3722 1	Director of Police Transportation I	4259	88,927- 110,476
3722 2	Director of Police Transportation II	5405	112,856- 140,209
9231	Director of Port Administration	5996	125,196- 155,535
3123 1	Director of Port Construction & Maintenance I	4866	101,602- 126,199
3123 2	Director of Port Construction & Maintenance II	5405	112,856- 140,209
1782 1	Director of Port Marketing I	4399	91,851- 114,109
1782 2	Director of Port Marketing II	5405	112,856- 140,209
9233	Director of Port Operations	5692	118,848- 147,642
1488	Director of Printing Services	5166	107,866- 134,008
1857 1	Director of Purchasing Services I	4035	84,250- 104,692
1857 2	Director of Purchasing Services II-General Service	4734	98,845- 122,816
3208	Director of Security Services	3421	71,430- 88,740
1863	Director of Supplies	5405	112,856- 140,209
9375	Director of Systems	5405	112,856- 140,209
6157	Division Librarian	5405	112,856- 140,209
9486	Engineer of Surveys	5405	112,856- 140,209
3750	Equipment Superintendent	4553	95,066- 118,118
3170	Event Services Manager	4991	104,212- 129,456
9186	Executive Assistant Airports	6112	127,618- 158,563
9225	Executive Director Commission on Status of Women	3,970.40 BW	
2475	Executive Director Exposition Park Complex	5405	112,856- 140,209

APPENDIX B

Operative on January 1, 2008

CLASS CODE	TITLE	SALARY RANGE	ANNUAL RANGE	
9020	Executive Director Human Relations Commission	4,353.60 BW		
9252	Executive Officer City Clerk	6190	129,247-	160,567
1557 1	Financial Manager I	4020	83,937-	104,296
1557 2	Financial Manager II	5005	104,504-	129,832
9197	Fire Administrator	6699	139,875-	173,784
0805	First Deputy General Manager Harbor	8553	178,586-	221,871
3188 1	General Services Police Chief I	4919	102,708-	127,619
3188 2	General Services Police Chief II	5261	109,849-	136,472
2458	Golf Manager	5405	112,856-	140,209
9279 1	Harbor Engineer I	5005	104,504-	129,832
9279 2	Harbor Engineer II	5405	112,856-	140,209
9234 1	Harbor Planning & Research Director I	4035	84,250-	104,692
9234 2	Harbor Planning & Research Director II	4734	98,845-	122,816
9480	Harbor Public & Community Relations Director	4734	98,845-	122,816
4130	Hyperion Treatment Plant Manager	6190	129,247-	160,567
1409 1	Information Systems Manager I	4554	95,087-	118,139
1409 2	Information Systems Manager II	5405	112,856-	140,209
4281 1	Lot Cleaning Superintendent I	3765	78,613-	97,677
4281 2	Lot Cleaning Superintendent II	4156	86,777-	107,824
9437 1	Marine Environmental Manager I	4683	97,781-	121,480
9437 2	Marine Environmental Manager II	5208	108,743-	135,114
9635	Marketing Manager	4734	98,845-	122,816
2338	Medical Services Administrator	5405	112,856-	140,209
6229 1	Observatory Director I	4497	93,897-	116,677
6229 2	Observatory Director II	5405	112,856-	140,209
9264	Parking Administrator	6190	129,247-	160,567
9025 1	Parking Enforcement Manager I	3880	81,014-	100,642
9025 2	Parking Enforcement Manager II	4554	95,087-	118,139
5153	Pilot Service Manager	9868	206,043-	255,968
9196 1	Police Administrator I	5405	112,856-	140,209
9196 2	Police Administrator II	6190	129,247-	160,567
9196 3	Police Administrator III	7051	147,224-	182,909
1781	Port Marketing Manager	3722	77,715-	96,549
7928	Principal Architect	5892	123,024-	152,862
7946	Principal City Planner	5405	112,856-	140,209
9489	Principal Civil Engineer	5405	112,856-	140,209
9653	Principal Deputy Controller	6190	129,247-	160,567
7875	Principal Environmental Engineer	5405	112,856-	140,209
3147 1	Principal Grounds Maintenance Supervisor I	2969	61,992-	77,047
3147 2	Principal Grounds Maintenance Supervisor II	3694	77,130-	95,818
2464 1	Principal Recreation Supervisor I	3212	67,066-	83,332
2464 2	Principal Recreation Supervisor II	3694	77,130-	95,818
9266	Principal Transportation Engineer	5405	112,856-	140,209
1964 1	Property Manager I	4259	88,927-	110,476
1964 2	Property Manager II	4734	98,845-	122,816
1964 3	Property Manager III	5128	107,072-	133,026
1964 4	Property Manager IV	5703	119,078-	147,935
1800 1	Public Information Director I	3811	79,573-	98,846
1800 2	Public Information Director II	4475	93,438-	116,093

APPENDIX B

Operative on January 1, 2008

CLASS CODE	TITLE	SALARY RANGE	ANNUAL RANGE	
1282	Records Management Officer	4496	93,876-	116,636
7982	Risk Management & Prevention Program Manager	4500	93,960-	116,740
1530 1	Risk Manager I	3633	75,857-	94,252
1530 2	Risk Manager II	4497	93,897-	116,677
1530 3	Risk Manager III	5405	112,856-	140,209
1728	Safety Administrator	4769	99,576-	123,714
4126 1	Sanitation Solid Resources Manager I	4866	101,602-	126,199
4126 2	Sanitation Solid Resources Manager II	5405	112,856-	140,209
4128 1	Sanitation Wastewater Manager I	4096	85,524-	106,258
4128 2	Sanitation Wastewater Manager II	4866	101,602-	126,199
4128 3	Sanitation Wastewater Manager III	5405	112,856-	140,209
0807	Second Deputy General Manager Harbor	7265	151,693-	188,484
3146	Senior Park Maintenance Supervisor	3102	64,769-	80,492
3832	Signal Systems Superintendent	4153	86,714-	107,720
1850	Stores Superintendent	4035	84,250-	104,692
4160 1	Street Services General Superintendent I	4630	96,674-	120,123
4160 2	Street Services General Superintendent II	5405	112,856-	140,209
4158 1	Street Services Superintendent I	3765	78,613-	97,677
4158 2	Street Services Superintendent II	4156	86,777-	107,824
3160 1	Street Tree Superintendent I	3765	78,613-	97,677
3160 2	Street Tree Superintendent II	4630	96,674-	120,123
9237	Superintendent Planning & Development Rec & Parks	5405	112,856-	140,209
2472	Superintendent of Recreation and Parks Operations	5405	112,856-	140,209
1865 1	Supply Services Manager I	4496	93,876-	116,636
1865 2	Supply Services Manager II	5405	112,856-	140,209
8870	Taxicab Administrator	4465	93,229-	115,821
7640	Telecommunications Planning & Utilization Officer	4375	91,350-	113,504
7650 1	Telecommunications Regulatory Officer I	4026	84,062-	104,421
7650 2	Telecommunications Regulatory Officer II	4375	91,350-	113,504
7650 3	Telecommunications Regulatory Officer III	4755	99,284-	123,359
0803	Traffic Manager	5996	125,196-	155,535
4125 1	Wastewater Collection Manager I	4035	84,250-	104,692
4125 2	Wastewater Collection Manager II	5405	112,856-	140,209
7880	Wastewater Residuals Research Engineer	5405	112,856-	140,209
7840 1	Wastewater Treatment Laboratory Manager I	4026	84,062-	104,421
7840 2	Wastewater Treatment Laboratory Manager II	4734	98,845-	122,816
7840 3	Wastewater Treatment Laboratory Manager III	5405	112,856-	140,209
3784 1	Wastewater Treatment Maintenance Manager I	4096	85,524-	106,258
3784 2	Wastewater Treatment Maintenance Manager II	4866	101,602-	126,199
3784 3	Wastewater Treatment Maintenance Manager III	5405	112,856-	140,209
4127 1	Wastewater Treatment Plant Manager I	4087	85,336-	106,029
4127 2	Wastewater Treatment Plant Manager II	4300	89,784-	111,541
4127 3	Wastewater Treatment Plant Manager III	4771	99,618-	123,777
1766 1	Workers' Compensation Administrator I	4497	93,897-	116,677
1766 2	Workers' Compensation Administrator II	5405	112,856-	140,209
9501	Zoo Assistant General Manager	5955	124,340-	154,491



APPENDIX C

Operative on July 1, 2008

CLASS CODE	TITLE	SALARY RANGE	ANNUAL RANGE	
9206	311 Director	5567	116,238-	144,406
9422 1	Airport Environmental Manager I	4636	96,799-	120,248
9422 2	Airport Environmental Manager II	5567	116,238-	144,406
7260 1	Airport Manager I	4277	89,303-	110,956
7260 2	Airport Manager II	4876	101,810-	126,491
7260 3	Airport Manager III	6046	126,240-	156,851
3331	Airports Maintenance Superintendent	4089	85,378-	106,070
1788 1	Airports Public & Community Relations Director I	3925	81,954-	101,832
1788 2	Airports Public & Community Relations Director II	5011	104,629-	129,978
1957	Asset Manager	5567	116,238-	144,406
1577	Assistant Chief Grants Administrator	4633	96,737-	120,185
9232	Assistant City Librarian	6376	133,130-	165,390
4219 1	Assistant Deputy Superintendent of Building I	5265	109,933-	136,576
4219 2	Assistant Deputy Superintendent of Building II	5567	116,238-	144,406
7225	Assistant Director Bureau of Sanitation	6376	133,130-	165,390
7536	Assistant Director Bureau of Street Lighting	5567	116,238-	144,406
4156	Assistant Director Bureau of Street Services	6376	133,130-	165,390
7298	Assistant Director of Contract Administration	6135	128,098-	159,147
9651	Assistant Director of Finance	6376	133,130-	165,390
9701	Assistant GM El Pueblo Historic Monument	4862	101,518-	126,115
9244	Assistant General Manager Animal Regulation	5567	116,238-	144,406
9251	Assistant General Manager Community Development	6376	133,130-	165,390
9694	Assistant General Manager Convention Center	5567	116,238-	144,406
9248	Assistant General Manager Cultural Affairs	4862	101,518-	126,115
9220	Assistant General Manager Department of Aging	5567	116,238-	144,406
9273	Assistant General Manager Emergency Preparedness	5157	107,678-	133,799
9257	Assistant General Manager General Services	6376	133,130-	165,390
9271	Assistant General Manager Housing	8339	174,118-	216,317
9381	Assistant General Manager Information Technology	6376	133,130-	165,390
9414	Assistant General Manager LACERS	6376	133,130-	165,390
9221	Assistant General Manager Neighborhood Empowerment	5157	107,678-	133,799
9241	Assistant General Manager Recreation and Parks	6376	133,130-	165,390
9263	Assistant General Manager Transportation	6376	133,130-	165,390
0603	Assistant Inspector General	6037	126,052-	156,600
9415	Assistant Retirement Plan Manager	5157	107,678-	133,799
9646	Assistant Treasurer	5877	122,711-	152,466
7998	Associate Zoning Administrator	5290	110,455-	137,223
3124	Building Construction & Maintenance Supt	5011	104,629-	129,978
3194 1	Building Construction and Maintenance Gen Sup I	5011	104,629-	129,978
3194 2	Building Construction and Maintenance Gen Supt II	5567	116,238-	144,406
1592	Chief Accountant Controller	4726	98,678-	122,607
7274 1	Chief Airports Engineer I	5157	107,678-	133,799
7274 2	Chief Airports Engineer II	6046	126,240-	156,851
1528 1	Chief Auditor Controller I	4141	86,464-	107,428
1528 2	Chief Auditor Controller II	4633	96,737-	120,185
9151	Chief Benefits Analyst	6024	125,781-	156,266
7296	Chief Construction Inspector	4798	100,182-	124,466
0302	Chief Deputy Controller	7107	148,394-	184,350
4229	Chief Electrical Inspector	4798	100,182-	124,466

APPENDIX C

Operative on July 1, 2008

CLASS CODE	TITLE	SALARY RANGE	ANNUAL RANGE	
9230	Chief Financial Officer	6480	135,302-	168,084
9286	Chief Harbor Engineer	6376	133,130-	165,390
4250 1	Chief Heating & Refrigeration Inspector I	3726	77,798-	96,654
4250 2	Chief Heating & Refrigeration Inspector II	4385	91,558-	113,733
9374	Chief Information Officer	7324	152,925-	189,987
4254	Chief Inspector	4798	100,182-	124,466
4258	Chief Inspector	4798	100,182-	124,466
1619	Chief Internal Auditor	5157	107,678-	133,799
9147	Chief Investment Officer	5567	116,238-	144,406
9182	Chief Management Analyst	5567	116,238-	144,406
3165	Chief Park Maintenance Supervisor	4277	89,303-	110,956
1968	Chief Park Ranger	4631	96,695-	120,144
4239	Chief Plumbing Inspector	4798	100,182-	124,466
2384	Chief Police Psychologist	5567	116,238-	144,406
5154 1	Chief Port Pilot I	9131 (4)	224,335-	236,842
5154 2	Chief Port Pilot II	9636 (4)	236,758-	249,954
1949 1	Chief Real Estate Officer I	4650	97,092-	120,624
1949 2	Chief Real Estate Officer II	5567	116,238-	144,406
4269	Chief Safety Engineer Elevators	4798	100,182-	124,466
4260	Chief Safety Engineer Pressure Vessels	4141	86,464-	107,428
4286 1	Chief Street Services Investigator I	3879	80,993-	100,600
4286 2	Chief Street Services Investigator II	4798	100,182-	124,466
1211 1	Chief Tax Compliance Officer I	4598	96,006-	119,287
1211 2	Chief Tax Compliance Officer II	5567	116,238-	144,406
2360	Chief Veterinarian	5033	105,089-	130,563
1189 1	Chief Wharfinger I	3163	66,043-	82,058
1189 2	Chief Wharfinger II	4153	86,714-	107,720
7999	Chief Zoning Administrator	5874	122,649-	152,382
7945 1	Chief of Airport Planning I	4879	101,873-	126,554
7945 2	Chief of Airport Planning II	5567	116,238-	144,406
9424	Chief of Aviation Technology	6028	125,864-	156,391
7258 1	Chief of Operations I	3950	82,476-	102,458
7258 2	Chief of Operations II	4156	86,777-	107,824
9180	Chief of Parking Enforcement Operations	5567	116,238-	144,406
9200	Chief of Transit Programs	5567	116,238-	144,406
2492	Child Care Program Manager	3309	69,091-	85,838
0566	City Attorney Chief Administrative Assistant	5567	116,238-	144,406
0536	City Attorney Financial Manager	4076	85,106-	105,715
2496	Community Affairs Advocate	4633	96,737-	120,185
8500	Community Housing Programs Manager	4598	96,006-	119,287
9247	Concessions Manager	5567	116,238-	144,406
9168	Contract Administrator	4870	101,685-	126,366
9165 1	Contract Compliance Program Manager I	4102	85,649-	106,404
9165 2	Contract Compliance Program Manager II	5121	106,926-	132,839
3330 1	Convention Center Building Superintendent I	4220	88,113-	109,453
3330 2	Convention Center Building Superintendent II	5011	104,629-	129,978
1610	Departmental Audit Manager	5567	116,238-	144,406
1593 1	Departmental Chief Accountant I	4156	86,777-	107,824
1593 2	Departmental Chief Accountant II	4386	91,579-	113,796

APPENDIX C

Operative on July 1, 2008

CLASS CODE	TITLE	SALARY RANGE	ANNUAL RANGE	
1593 3	Departmental Chief Accountant III	5157	107,678-	133,799
1593 4	Departmental Chief Accountant IV	5567	116,238-	144,406
9490 1	Deputy City Engineer I	6376	133,130-	165,390
9490 2	Deputy City Engineer II	7107	148,394-	184,350
1607	Deputy Director of Auditing	5567	116,238-	144,406
9444	Deputy Director of Planning	6376	133,130-	165,390
0162	Deputy General Manager Airports/1	8810	183,952-	228,552
0163	Deputy General Manager Airports/2	7203	150,398-	186,876
9201 1	Deputy Superintendent of Building I	6376	133,130-	165,390
9201 2	Deputy Superintendent of Building II	7107	148,394-	184,350
1806	Development and Marketing Director	4583	95,693-	118,912
1768	Director of Air Service Marketing	5567	116,238-	144,406
9302	Director of Airports Administration	6547	136,701-	169,838
9304	Director of Airports Operations	6547	136,701-	169,838
9306	Director of Airports Safety Services	7203	150,398-	186,876
1606	Director of Auditing	6376	133,130-	165,390
9259	Director of Building Services	5011	104,629-	129,978
1194	Director of Cash Management Services	5567	116,238-	144,406
7625	Director of Communications Services	5567	116,238-	144,406
4266	Director of Enforcement Operations	5567	116,238-	144,406
4321	Director of Field Operations	4605	96,152-	119,454
1608	Director of Financial Analysis and Reporting	6376	133,130-	165,390
3535	Director of Fleet Services	5567	116,238-	144,406
1568	Director of Housing	5567	116,238-	144,406
7270 1	Director of Maintenance Airports I	5011	104,629-	129,978
7270 2	Director of Maintenance Airports II	5567	116,238-	144,406
1858	Director of Materials Management Services	4876	101,810-	126,491
7974	Director of Materials Testing Services	5567	116,238-	144,406
3722 1	Director of Police Transportation I	4386	91,579-	113,796
3722 2	Director of Police Transportation II	5567	116,238-	144,406
9231	Director of Port Administration	6176	128,954-	160,212
3123 1	Director of Port Construction & Maintenance I	5011	104,629-	129,978
3123 2	Director of Port Construction & Maintenance II	5567	116,238-	144,406
1782 1	Director of Port Marketing I	4530	94,586-	117,534
1782 2	Director of Port Marketing II	5567	116,238-	144,406
9233	Director of Port Operations	5862	122,398-	152,069
1488	Director of Printing Services	5321	111,102-	138,038
1857 1	Director of Purchasing Services I	4156	86,777-	107,824
1857 2	Director of Purchasing Services II-General Service	4876	101,810-	126,491
3208	Director of Security Services	3525	73,602-	91,454
1863	Director of Supplies	5567	116,238-	144,406
9375	Director of Systems	5567	116,238-	144,406
6157	Division Librarian	5567	116,238-	144,406
9486	Engineer of Surveys	5567	116,238-	144,406
3750	Equipment Superintendent	4691	97,948-	121,710
3170	Event Services Manager	5140	107,323-	133,340
9186	Executive Assistant Airports	6296	131,460-	163,323
9225	Executive Director Commission on Status of Women	4,089.60 BW		
2475	Executive Director Exposition Park Complex	5567	116,238-	144,406

APPENDIX C

Operative on July 1, 2008

CLASS CODE	TITLE	SALARY RANGE	ANNUAL RANGE	
9020	Executive Director Human Relations Commission	4,484.00 BW		
9252	Executive Officer City Clerk	6376	133,130-	165,390
1557	1 Financial Manager I	4141	86,464-	107,428
1557	2 Financial Manager II	5157	107,678-	133,799
9197	Fire Administrator	6900	144,072-	179,004
0805	First Deputy General Manager Harbor	8810	183,952-	228,552
3188	1 General Services Police Chief I	5067	105,798-	131,440
3188	2 General Services Police Chief II	5418	113,127-	140,564
2458	Golf Manager	5567	116,238-	144,406
9279	1 Harbor Engineer I	5157	107,678-	133,799
9279	2 Harbor Engineer II	5567	116,238-	144,406
9234	1 Harbor Planning & Research Director I	4156	86,777-	107,824
9234	2 Harbor Planning & Research Director II	4876	101,810-	126,491
9480	Harbor Public & Community Relations Director	4876	101,810-	126,491
4130	Hyperion Treatment Plant Manager	6376	133,130-	165,390
1409	1 Information Systems Manager I	4691	97,948-	121,710
1409	2 Information Systems Manager II	5567	116,238-	144,406
4281	1 Lot Cleaning Superintendent I	3879	80,993-	100,600
4281	2 Lot Cleaning Superintendent II	4281	89,387-	111,061
9437	1 Marine Environmental Manager I	4824	100,725-	125,155
9437	2 Marine Environmental Manager II	5365	112,021-	139,165
9635	Marketing Manager	4876	101,810-	126,491
2338	Medical Services Administrator	5567	116,238-	144,406
6229	1 Observatory Director I	4633	96,737-	120,185
6229	2 Observatory Director II	5567	116,238-	144,406
9264	Parking Administrator	6376	133,130-	165,390
9025	1 Parking Enforcement Manager I	3997	83,457-	103,669
9025	2 Parking Enforcement Manager II	4691	97,948-	121,710
5153	Pilot Service Manager	10163	212,203-	263,652
9196	1 Police Administrator I	5567	116,238-	144,406
9196	2 Police Administrator II	6376	133,130-	165,390
9196	3 Police Administrator III	7263	151,651-	188,421
1781	Port Marketing Manager	3833	80,033-	99,451
7928	Principal Architect	6071	126,762-	157,456
7946	Principal City Planner	5567	116,238-	144,406
9489	Principal Civil Engineer	5567	116,238-	144,406
9653	Principal Deputy Controller	6376	133,130-	165,390
7875	Principal Environmental Engineer	5567	116,238-	144,406
3147	1 Principal Grounds Maintenance Supervisor I	3059	63,871-	79,365
3147	2 Principal Grounds Maintenance Supervisor II	3805	79,448-	98,700
2464	1 Principal Recreation Supervisor I	3309	69,091-	85,838
2464	2 Principal Recreation Supervisor II	3805	79,448-	98,700
9266	Principal Transportation Engineer	5567	116,238-	144,406
1964	1 Property Manager I	4386	91,579-	113,796
1964	2 Property Manager II	4876	101,810-	126,491
1964	3 Property Manager III	5282	110,288-	137,035
1964	4 Property Manager IV	5874	122,649-	152,382
1800	1 Public Information Director I	3925	81,954-	101,832
1800	2 Public Information Director II	4611	96,277-	119,622

APPENDIX C

Operative on July 1, 2008

CLASS CODE	TITLE	SALARY RANGE	ANNUAL RANGE	
1282	Records Management Officer	4631	96,695-	120,144
7982	Risk Management & Prevention Program Manager	4636	96,799-	120,248
1530	1 Risk Manager I	3742	78,132-	97,092
1530	2 Risk Manager II	4633	96,737-	120,185
1530	3 Risk Manager III	5567	116,238-	144,406
1728	Safety Administrator	4913	102,583-	127,431
4126	1 Sanitation Solid Resources Manager I	5011	104,629-	129,978
4126	2 Sanitation Solid Resources Manager II	5567	116,238-	144,406
4128	1 Sanitation Wastewater Manager I	4220	88,113-	109,453
4128	2 Sanitation Wastewater Manager II	5011	104,629-	129,978
4128	3 Sanitation Wastewater Manager III	5567	116,238-	144,406
0807	Second Deputy General Manager Harbor	7484	156,265-	194,142
3146	Senior Park Maintenance Supervisor	3196	66,732-	82,914
3832	Signal Systems Superintendent	4277	89,303-	110,956
1850	Stores Superintendent	4156	86,777-	107,824
4160	1 Street Services General Superintendent I	4770	99,597-	123,735
4160	2 Street Services General Superintendent II	5567	116,238-	144,406
4158	1 Street Services Superintendent I	3879	80,993-	100,600
4158	2 Street Services Superintendent II	4281	89,387-	111,061
3160	1 Street Tree Superintendent I	3879	80,993-	100,600
3160	2 Street Tree Superintendent II	4770	99,597-	123,735
9237	Superintendent Planning & Development Rec & Parks	5567	116,238-	144,406
2472	Superintendent of Recreation and Parks Operations	5567	116,238-	144,406
1865	1 Supply Services Manager I	4631	96,695-	120,144
1865	2 Supply Services Manager II	5567	116,238-	144,406
8870	Taxicab Administrator	4598	96,006-	119,287
7640	Telecommunications Planning & Utilization Officer	4507	94,106-	116,907
7650	1 Telecommunications Regulatory Officer I	4146	86,568-	107,553
7650	2 Telecommunications Regulatory Officer II	4507	94,106-	116,907
7650	3 Telecommunications Regulatory Officer III	4899	102,291-	127,055
0803	Traffic Manager	6176	128,954-	160,212
4125	1 Wastewater Collection Manager I	4156	86,777-	107,824
4125	2 Wastewater Collection Manager II	5567	116,238-	144,406
7880	Wastewater Residuals Research Engineer	5567	116,238-	144,406
7840	1 Wastewater Treatment Laboratory Manager I	4146	86,568-	107,553
7840	2 Wastewater Treatment Laboratory Manager II	4876	101,810-	126,491
7840	3 Wastewater Treatment Laboratory Manager III	5567	116,238-	144,406
3784	1 Wastewater Treatment Maintenance Manager I	4220	88,113-	109,453
3784	2 Wastewater Treatment Maintenance Manager II	5011	104,629-	129,978
3784	3 Wastewater Treatment Maintenance Manager III	5567	116,238-	144,406
4127	1 Wastewater Treatment Plant Manager I	4209	87,883-	109,202
4127	2 Wastewater Treatment Plant Manager II	4428	92,456-	114,882
4127	3 Wastewater Treatment Plant Manager III	4916	102,646-	127,493
1766	1 Workers' Compensation Administrator I	4633	96,737-	120,185
1766	2 Workers' Compensation Administrator II	5567	116,238-	144,406
9501	Zoo Assistant General Manager	6135	128,098-	159,147

APPENDIX D

Operative on July 1, 2009

CLASS CODE	TITLE	SALARY RANGE	ANNUAL RANGE	
9206	311 Director	5567	116,238-	144,406
9422 1	Airport Environmental Manager I	4636	96,799-	120,248
9422 2	Airport Environmental Manager II	5567	116,238-	144,406
7260 1	Airport Manager I	4277	89,303-	110,956
7260 2	Airport Manager II	4876	101,810-	126,491
7260 3	Airport Manager III	6046	126,240-	156,851
3331	Airports Maintenance Superintendent	4089	85,378-	106,070
1788 1	Airports Public & Community Relations Director I	3925	81,954-	101,832
1788 2	Airports Public & Community Relations Director II	5011	104,629-	129,978
1957	Asset Manager	5567	116,238-	144,406
1577	Assistant Chief Grants Administrator	4633	96,737-	120,185
9232	Assistant City Librarian	6376	133,130-	165,390
4219 1	Assistant Deputy Superintendent of Building I	5265	109,933-	136,576
4219 2	Assistant Deputy Superintendent of Building II	5567	116,238-	144,406
7225	Assistant Director Bureau of Sanitation	6376	133,130-	165,390
7536	Assistant Director Bureau of Street Lighting	5567	116,238-	144,406
4156	Assistant Director Bureau of Street Services	6376	133,130-	165,390
7298	Assistant Director of Contract Administration	6135	128,098-	159,147
9651	Assistant Director of Finance	6376	133,130-	165,390
9701	Assistant GM El Pueblo Historic Monument	4862	101,518-	126,115
9244	Assistant General Manager Animal Regulation	5567	116,238-	144,406
9251	Assistant General Manager Community Development	6376	133,130-	165,390
9694	Assistant General Manager Convention Center	5567	116,238-	144,406
9248	Assistant General Manager Cultural Affairs	4862	101,518-	126,115
9220	Assistant General Manager Department of Aging	5567	116,238-	144,406
9273	Assistant General Manager Emergency Preparedness	5157	107,678-	133,799
9257	Assistant General Manager General Services	6376	133,130-	165,390
9271	Assistant General Manager Housing	8339	174,118-	216,317
9381	Assistant General Manager Information Technology	6376	133,130-	165,390
9414	Assistant General Manager LACERS	6376	133,130-	165,390
9221	Assistant General Manager Neighborhood Empowerment	5157	107,678-	133,799
9241	Assistant General Manager Recreation and Parks	6376	133,130-	165,390
9263	Assistant General Manager Transportation	6376	133,130-	165,390
0603	Assistant Inspector General	6037	126,052-	156,600
9415	Assistant Retirement Plan Manager	5157	107,678-	133,799
9646	Assistant Treasurer	5877	122,711-	152,466
7998	Associate Zoning Administrator	5290	110,455-	137,223
3124	Building Construction & Maintenance Supt	5011	104,629-	129,978
3194 1	Building Construction and Maintenance Gen Sup I	5011	104,629-	129,978
3194 2	Building Construction and Maintenance Gen Supt II	5567	116,238-	144,406
1592	Chief Accountant Controller	4726	98,678-	122,607
7274 1	Chief Airports Engineer I	5157	107,678-	133,799
7274 2	Chief Airports Engineer II	6046	126,240-	156,851
1528 1	Chief Auditor Controller I	4141	86,464-	107,428
1528 2	Chief Auditor Controller II	4633	96,737-	120,185
9151	Chief Benefits Analyst	6024	125,781-	156,266
7296	Chief Construction Inspector	4798	100,182-	124,466
0302	Chief Deputy Controller	7107	148,394-	184,350
4229	Chief Electrical Inspector	4798	100,182-	124,466

APPENDIX D

Operative on July 1, 2009

CLASS CODE	TITLE	SALARY RANGE	ANNUAL RANGE
9230	Chief Financial Officer	6480	135,302- 168,084
9286	Chief Harbor Engineer	6376	133,130- 165,390
4250 1	Chief Heating & Refrigeration Inspector I	3726	77,798- 96,654
4250 2	Chief Heating & Refrigeration Inspector II	4385	91,558- 113,733
9374	Chief Information Officer	7324	152,925- 189,987
4254	Chief Inspector	4798	100,182- 124,466
4258	Chief Inspector	4798	100,182- 124,466
1619	Chief Internal Auditor	5157	107,678- 133,799
9147	Chief Investment Officer	5567	116,238- 144,406
9182	Chief Management Analyst	5567	116,238- 144,406
3165	Chief Park Maintenance Supervisor	4277	89,303- 110,956
1968	Chief Park Ranger	4631	96,695- 120,144
4239	Chief Plumbing Inspector	4798	100,182- 124,466
2384	Chief Police Psychologist	5567	116,238- 144,406
5154 1	Chief Port Pilot I	9131 (4)	224,335- 236,842
5154 2	Chief Port Pilot II	9636 (4)	236,758- 249,954
1949 1	Chief Real Estate Officer I	4650	97,092- 120,624
1949 2	Chief Real Estate Officer II	5567	116,238- 144,406
4269	Chief Safety Engineer Elevators	4798	100,182- 124,466
4260	Chief Safety Engineer Pressure Vessels	4141	86,464- 107,428
4286 1	Chief Street Services Investigator I	3879	80,993- 100,600
4286 2	Chief Street Services Investigator II	4798	100,182- 124,466
1211 1	Chief Tax Compliance Officer I	4598	96,006- 119,287
1211 2	Chief Tax Compliance Officer II	5567	116,238- 144,406
2360	Chief Veterinarian	5033	105,089- 130,563
1189 1	Chief Wharfinger I	3163	66,043- 82,058
1189 2	Chief Wharfinger II	4153	86,714- 107,720
7999	Chief Zoning Administrator	5874	122,649- 152,382
7945 1	Chief of Airport Planning I	4879	101,873- 126,554
7945 2	Chief of Airport Planning II	5567	116,238- 144,406
9424	Chief of Aviation Technology	6028	125,864- 156,391
7258 1	Chief of Operations I	3950	82,476- 102,458
7258 2	Chief of Operations II	4156	86,777- 107,824
9180	Chief of Parking Enforcement Operations	5567	116,238- 144,406
9200	Chief of Transit Programs	5567	116,238- 144,406
2492	Child Care Program Manager	3309	69,091- 85,838
0566	City Attorney Chief Administrative Assistant	5567	116,238- 144,406
0536	City Attorney Financial Manager	4076	85,106- 105,715
2496	Community Affairs Advocate	4633	96,737- 120,185
8500	Community Housing Programs Manager	4598	96,006- 119,287
9247	Concessions Manager	5567	116,238- 144,406
9168	Contract Administrator	4870	101,685- 126,366
9165 1	Contract Compliance Program Manager I	4102	85,649- 106,404
9165 2	Contract Compliance Program Manager II	5121	106,926- 132,839
3330 1	Convention Center Building Superintendent I	4220	88,113- 109,453
3330 2	Convention Center Building Superintendent II	5011	104,629- 129,978
1610	Departmental Audit Manager	5567	116,238- 144,406
1593 1	Departmental Chief Accountant I	4156	86,777- 107,824
1593 2	Departmental Chief Accountant II	4386	91,579- 113,796

APPENDIX D

Operative on July 1, 2009

CLASS CODE	TITLE	SALARY RANGE	ANNUAL RANGE	
1593 3	Departmental Chief Accountant III	5157	107,678-	133,799
1593 4	Departmental Chief Accountant IV	5567	116,238-	144,406
9490 1	Deputy City Engineer I	6376	133,130-	165,390
9490 2	Deputy City Engineer II	7107	148,394-	184,350
1607	Deputy Director of Auditing	5567	116,238-	144,406
9444	Deputy Director of Planning	6376	133,130-	165,390
0162	Deputy General Manager Airports/1	8810	183,952-	228,552
0163	Deputy General Manager Airports/2	7203	150,398-	186,876
9201 1	Deputy Superintendent of Building I	6376	133,130-	165,390
9201 2	Deputy Superintendent of Building II	7107	148,394-	184,350
1806	Development and Marketing Director	4583	95,693-	118,912
1768	Director of Air Service Marketing	5567	116,238-	144,406
9302	Director of Airports Administration	6547	136,701-	169,838
9304	Director of Airports Operations	6547	136,701-	169,838
9306	Director of Airports Safety Services	7203	150,398-	186,876
1606	Director of Auditing	6376	133,130-	165,390
9259	Director of Building Services	5011	104,629-	129,978
1194	Director of Cash Management Services	5567	116,238-	144,406
7625	Director of Communications Services	5567	116,238-	144,406
4266	Director of Enforcement Operations	5567	116,238-	144,406
4321	Director of Field Operations	4605	96,152-	119,454
1608	Director of Financial Analysis and Reporting	6376	133,130-	165,390
3535	Director of Fleet Services	5567	116,238-	144,406
1568	Director of Housing	5567	116,238-	144,406
7270 1	Director of Maintenance Airports I	5011	104,629-	129,978
7270 2	Director of Maintenance Airports II	5567	116,238-	144,406
1858	Director of Materials Management Services	4876	101,810-	126,491
7974	Director of Materials Testing Services	5567	116,238-	144,406
3722 1	Director of Police Transportation I	4386	91,579-	113,796
3722 2	Director of Police Transportation II	5567	116,238-	144,406
9231	Director of Port Administration	6176	128,954-	160,212
3123 1	Director of Port Construction & Maintenance I	5011	104,629-	129,978
3123 2	Director of Port Construction & Maintenance II	5567	116,238-	144,406
1782 1	Director of Port Marketing I	4530	94,586-	117,534
1782 2	Director of Port Marketing II	5567	116,238-	144,406
9233	Director of Port Operations	5862	122,398-	152,069
1488	Director of Printing Services	5321	111,102-	138,038
1857 1	Director of Purchasing Services I	4156	86,777-	107,824
1857 2	Director of Purchasing Services II-General Service	4876	101,810-	126,491
3208	Director of Security Services	3525	73,602-	91,454
1863	Director of Supplies	5567	116,238-	144,406
9375	Director of Systems	5567	116,238-	144,406
6157	Division Librarian	5567	116,238-	144,406
9486	Engineer of Surveys	5567	116,238-	144,406
3750	Equipment Superintendent	4691	97,948-	121,710
3170	Event Services Manager	5140	107,323-	133,340
9186	Executive Assistant Airports	6296	131,460-	163,323
9225	Executive Director Commission on Status of Women	4,089.60 BW		
2475	Executive Director Exposition Park Complex	5567	116,238-	144,406



APPENDIX D

Operative on July 1, 2009

CLASS CODE	TITLE	SALARY RANGE	ANNUAL RANGE	
9020	Executive Director Human Relations Commission	4,484.00 BW		
9252	Executive Officer City Clerk	6376	133,130-	165,390
1557	1 Financial Manager I	4141	86,464-	107,428
1557	2 Financial Manager II	5157	107,678-	133,799
9197	Fire Administrator	6900	144,072-	179,004
0805	First Deputy General Manager Harbor	8810	183,952-	228,552
3188	1 General Services Police Chief I	5067	105,798-	131,440
3188	2 General Services Police Chief II	5418	113,127-	140,564
2458	Golf Manager	5567	116,238-	144,406
9279	1 Harbor Engineer I	5157	107,678-	133,799
9279	2 Harbor Engineer II	5567	116,238-	144,406
9234	1 Harbor Planning & Research Director I	4156	86,777-	107,824
9234	2 Harbor Planning & Research Director II	4876	101,810-	126,491
9480	Harbor Public & Community Relations Director	4876	101,810-	126,491
4130	Hyperion Treatment Plant Manager	6376	133,130-	165,390
1409	1 Information Systems Manager I	4691	97,948-	121,710
1409	2 Information Systems Manager II	5567	116,238-	144,406
4281	1 Lot Cleaning Superintendent I	3879	80,993-	100,600
4281	2 Lot Cleaning Superintendent II	4281	89,387-	111,061
9437	1 Marine Environmental Manager I	4824	100,725-	125,155
9437	2 Marine Environmental Manager II	5365	112,021-	139,165
9635	Marketing Manager	4876	101,810-	126,491
2338	Medical Services Administrator	5567	116,238-	144,406
6229	1 Observatory Director I	4633	96,737-	120,185
6229	2 Observatory Director II	5567	116,238-	144,406
9264	Parking Administrator	6376	133,130-	165,390
9025	1 Parking Enforcement Manager I	3997	83,457-	103,669
9025	2 Parking Enforcement Manager II	4691	97,948-	121,710
5153	Pilot Service Manager	10163	212,203-	263,652
9196	1 Police Administrator I	5567	116,238-	144,406
9196	2 Police Administrator II	6376	133,130-	165,390
9196	3 Police Administrator III	7263	151,651-	188,421
1781	Port Marketing Manager	3833	80,033-	99,451
7928	Principal Architect	6071	126,762-	157,456
7946	Principal City Planner	5567	116,238-	144,406
9489	Principal Civil Engineer	5567	116,238-	144,406
9653	Principal Deputy Controller	6376	133,130-	165,390
7875	Principal Environmental Engineer	5567	116,238-	144,406
3147	1 Principal Grounds Maintenance Supervisor I	3059	63,871-	79,365
3147	2 Principal Grounds Maintenance Supervisor II	3805	79,448-	98,700
2464	1 Principal Recreation Supervisor I	3309	69,091-	85,838
2464	2 Principal Recreation Supervisor II	3805	79,448-	98,700
9266	Principal Transportation Engineer	5567	116,238-	144,406
1964	1 Property Manager I	4386	91,579-	113,796
1964	2 Property Manager II	4876	101,810-	126,491
1964	3 Property Manager III	5282	110,288-	137,035
1964	4 Property Manager IV	5874	122,649-	152,382
1800	1 Public Information Director I	3925	81,954-	101,832
1800	2 Public Information Director II	4611	96,277-	119,622

APPENDIX D

Operative on July 1, 2009

CLASS CODE	TITLE	SALARY RANGE	ANNUAL RANGE	
1282	Records Management Officer	4631	96,695-	120,144
7982	Risk Management & Prevention Program Manager	4636	96,799-	120,248
1530 1	Risk Manager I	3742	78,132-	97,092
1530 2	Risk Manager II	4633	96,737-	120,185
1530 3	Risk Manager III	5567	116,238-	144,406
1728	Safety Administrator	4913	102,583-	127,431
4126 1	Sanitation Solid Resources Manager I	5011	104,629-	129,978
4126 2	Sanitation Solid Resources Manager II	5567	116,238-	144,406
4128 1	Sanitation Wastewater Manager I	4220	88,113-	109,453
4128 2	Sanitation Wastewater Manager II	5011	104,629-	129,978
4128 3	Sanitation Wastewater Manager III	5567	116,238-	144,406
0807	Second Deputy General Manager Harbor	7484	156,265-	194,142
3146	Senior Park Maintenance Supervisor	3196	66,732-	82,914
3832	Signal Systems Superintendent	4277	89,303-	110,956
1850	Stores Superintendent	4156	86,777-	107,824
4160 1	Street Services General Superintendent I	4770	99,597-	123,735
4160 2	Street Services General Superintendent II	5567	116,238-	144,406
4158 1	Street Services Superintendent I	3879	80,993-	100,600
4158 2	Street Services Superintendent II	4281	89,387-	111,061
3160 1	Street Tree Superintendent I	3879	80,993-	100,600
3160 2	Street Tree Superintendent II	4770	99,597-	123,735
9237	Superintendent Planning & Development Rec & Parks	5567	116,238-	144,406
2472	Superintendent of Recreation and Parks Operations	5567	116,238-	144,406
1865 1	Supply Services Manager I	4631	96,695-	120,144
1865 2	Supply Services Manager II	5567	116,238-	144,406
8870	Taxicab Administrator	4598	96,006-	119,287
7640	Telecommunications Planning & Utilization Officer	4507	94,106-	116,907
7650 1	Telecommunications Regulatory Officer I	4146	86,568-	107,553
7650 2	Telecommunications Regulatory Officer II	4507	94,106-	116,907
7650 3	Telecommunications Regulatory Officer III	4899	102,291-	127,055
0803	Traffic Manager	6176	128,954-	160,212
4125 1	Wastewater Collection Manager I	4156	86,777-	107,824
4125 2	Wastewater Collection Manager II	5567	116,238-	144,406
7880	Wastewater Residuals Research Engineer	5567	116,238-	144,406
7840 1	Wastewater Treatment Laboratory Manager I	4146	86,568-	107,553
7840 2	Wastewater Treatment Laboratory Manager II	4876	101,810-	126,491
7840 3	Wastewater Treatment Laboratory Manager III	5567	116,238-	144,406
3784 1	Wastewater Treatment Maintenance Manager I	4220	88,113-	109,453
3784 2	Wastewater Treatment Maintenance Manager II	5011	104,629-	129,978
3784 3	Wastewater Treatment Maintenance Manager III	5567	116,238-	144,406
4127 1	Wastewater Treatment Plant Manager I	4209	87,883-	109,202
4127 2	Wastewater Treatment Plant Manager II	4428	92,456-	114,882
4127 3	Wastewater Treatment Plant Manager III	4916	102,646-	127,493
1766 1	Workers' Compensation Administrator I	4633	96,737-	120,185
1766 2	Workers' Compensation Administrator II	5567	116,238-	144,406
9501	Zoo Assistant General Manager	6135	128,098-	159,147

APPENDIX E

Operative on July 1, 2010

CLASS CODE	TITLE	SALARY RANGE	ANNUAL RANGE	
9206	311 Director	5567	116,238-	144,406
9422 1	Airport Environmental Manager I	4636	96,799-	120,248
9422 2	Airport Environmental Manager II	5567	116,238-	144,406
7260 1	Airport Manager I	4277	89,303-	110,956
7260 2	Airport Manager II	4876	101,810-	126,491
7260 3	Airport Manager III	6046	126,240-	156,851
3331	Airports Maintenance Superintendent	4089	85,378-	106,070
1788 1	Airports Public & Community Relations Director I	3925	81,954-	101,832
1788 2	Airports Public & Community Relations Director II	5011	104,629-	129,978
1957	Asset Manager	5567	116,238-	144,406
1577	Assistant Chief Grants Administrator	4633	96,737-	120,185
9232	Assistant City Librarian	6376	133,130-	165,390
4219 1	Assistant Deputy Superintendent of Building I	5265	109,933-	136,576
4219 2	Assistant Deputy Superintendent of Building II	5567	116,238-	144,406
7225	Assistant Director Bureau of Sanitation	6376	133,130-	165,390
7536	Assistant Director Bureau of Street Lighting	5567	116,238-	144,406
4156	Assistant Director Bureau of Street Services	6376	133,130-	165,390
7298	Assistant Director of Contract Administration	6135	128,098-	159,147
9651	Assistant Director of Finance	6376	133,130-	165,390
9701	Assistant GM El Pueblo Historic Monument	4862	101,518-	126,115
9244	Assistant General Manager Animal Regulation	5567	116,238-	144,406
9251	Assistant General Manager Community Development	6376	133,130-	165,390
9694	Assistant General Manager Convention Center	5567	116,238-	144,406
9248	Assistant General Manager Cultural Affairs	4862	101,518-	126,115
9220	Assistant General Manager Department of Aging	5567	116,238-	144,406
9273	Assistant General Manager Emergency Preparedness	5157	107,678-	133,799
9257	Assistant General Manager General Services	6376	133,130-	165,390
9271	Assistant General Manager Housing	8339	174,118-	216,317
9381	Assistant General Manager Information Technology	6376	133,130-	165,390
9414	Assistant General Manager LACERS	6376	133,130-	165,390
9221	Assistant General Manager Neighborhood Empowerment	5157	107,678-	133,799
9241	Assistant General Manager Recreation and Parks	6376	133,130-	165,390
9263	Assistant General Manager Transportation	6376	133,130-	165,390
0603	Assistant Inspector General	6037	126,052-	156,600
9415	Assistant Retirement Plan Manager	5157	107,678-	133,799
9646	Assistant Treasurer	5877	122,711-	152,466
7998	Associate Zoning Administrator	5290	110,455-	137,223
3124	Building Construction & Maintenance Supt	5011	104,629-	129,978
3194 1	Building Construction and Maintenance Gen Sup I	5011	104,629-	129,978
3194 2	Building Construction and Maintenance Gen Supt II	5567	116,238-	144,406
1592	Chief Accountant Controller	4726	98,678-	122,607
7274 1	Chief Airports Engineer I	5157	107,678-	133,799
7274 2	Chief Airports Engineer II	6046	126,240-	156,851
1528 1	Chief Auditor Controller I	4141	86,464-	107,428
1528 2	Chief Auditor Controller II	4633	96,737-	120,185
9151	Chief Benefits Analyst	6024	125,781-	156,266
7296	Chief Construction Inspector	4798	100,182-	124,466
0302	Chief Deputy Controller	7107	148,394-	184,350
4229	Chief Electrical Inspector	4798	100,182-	124,466

APPENDIX E

Operative on July 1, 2010

CLASS CODE	TITLE	SALARY RANGE	ANNUAL RANGE	
9230	Chief Financial Officer	6480	135,302-	168,084
9286	Chief Harbor Engineer	6376	133,130-	165,390
4250 1	Chief Heating & Refrigeration Inspector I	3726	77,798-	96,654
4250 2	Chief Heating & Refrigeration Inspector II	4385	91,558-	113,733
9374	Chief Information Officer	7324	152,925-	189,987
4254	Chief Inspector	4798	100,182-	124,466
4258	Chief Inspector	4798	100,182-	124,466
1619	Chief Internal Auditor	5157	107,678-	133,799
9147	Chief Investment Officer	5567	116,238-	144,406
9182	Chief Management Analyst	5567	116,238-	144,406
3165	Chief Park Maintenance Supervisor	4277	89,303-	110,956
1968	Chief Park Ranger	4631	96,695-	120,144
4239	Chief Plumbing Inspector	4798	100,182-	124,466
2384	Chief Police Psychologist	5567	116,238-	144,406
5154 1	Chief Port Pilot I	9131 (4)	224,335-	236,842
5154 2	Chief Port Pilot II	9636 (4)	236,758-	249,954
1949 1	Chief Real Estate Officer I	4650	97,092-	120,624
1949 2	Chief Real Estate Officer II	5567	116,238-	144,406
4269	Chief Safety Engineer Elevators	4798	100,182-	124,466
4260	Chief Safety Engineer Pressure Vessels	4141	86,464-	107,428
4286 1	Chief Street Services Investigator I	3879	80,993-	100,600
4286 2	Chief Street Services Investigator II	4798	100,182-	124,466
1211 1	Chief Tax Compliance Officer I	4598	96,006-	119,287
1211 2	Chief Tax Compliance Officer II	5567	116,238-	144,406
2360	Chief Veterinarian	5033	105,089-	130,563
1189 1	Chief Wharfinger I	3163	66,043-	82,058
1189 2	Chief Wharfinger II	4153	86,714-	107,720
7999	Chief Zoning Administrator	5874	122,649-	152,382
7945 1	Chief of Airport Planning I	4879	101,873-	126,554
7945 2	Chief of Airport Planning II	5567	116,238-	144,406
9424	Chief of Aviation Technology	6028	125,864-	156,391
7258 1	Chief of Operations I	3950	82,476-	102,458
7258 2	Chief of Operations II	4156	86,777-	107,824
9180	Chief of Parking Enforcement Operations	5567	116,238-	144,406
9200	Chief of Transit Programs	5567	116,238-	144,406
2492	Child Care Program Manager	3309	69,091-	85,838
0566	City Attorney Chief Administrative Assistant	5567	116,238-	144,406
0536	City Attorney Financial Manager	4076	85,106-	105,715
2496	Community Affairs Advocate	4633	96,737-	120,185
8500	Community Housing Programs Manager	4598	96,006-	119,287
9247	Concessions Manager	5567	116,238-	144,406
9168	Contract Administrator	4870	101,685-	126,366
9165 1	Contract Compliance Program Manager I	4102	85,649-	106,404
9165 2	Contract Compliance Program Manager II	5121	106,926-	132,839
3330 1	Convention Center Building Superintendent I	4220	88,113-	109,453
3330 2	Convention Center Building Superintendent II	5011	104,629-	129,978
1610	Departmental Audit Manager	5567	116,238-	144,406
1593 1	Departmental Chief Accountant I	4156	86,777-	107,824
1593 2	Departmental Chief Accountant II	4386	91,579-	113,796

APPENDIX E

Operative on July 1, 2010

CLASS CODE	TITLE	SALARY RANGE	ANNUAL RANGE
1593 3	Departmental Chief Accountant III	5157	107,678- 133,799
1593 4	Departmental Chief Accountant IV	5567	116,238- 144,406
9490 1	Deputy City Engineer I	6376	133,130- 165,390
9490 2	Deputy City Engineer II	7107	148,394- 184,350
1607	Deputy Director of Auditing	5567	116,238- 144,406
9444	Deputy Director of Planning	6376	133,130- 165,390
0162	Deputy General Manager Airports/1	8810	183,952- 228,552
0163	Deputy General Manager Airports/2	7203	150,398- 186,876
9201 1	Deputy Superintendent of Building I	6376	133,130- 165,390
9201 2	Deputy Superintendent of Building II	7107	148,394- 184,350
1806	Development and Marketing Director	4583	95,693- 118,912
1768	Director of Air Service Marketing	5567	116,238- 144,406
9302	Director of Airports Administration	6547	136,701- 169,838
9304	Director of Airports Operations	6547	136,701- 169,838
9306	Director of Airports Safety Services	7203	150,398- 186,876
1606	Director of Auditing	6376	133,130- 165,390
9259	Director of Building Services	5011	104,629- 129,978
1194	Director of Cash Management Services	5567	116,238- 144,406
7625	Director of Communications Services	5567	116,238- 144,406
4266	Director of Enforcement Operations	5567	116,238- 144,406
4321	Director of Field Operations	4605	96,152- 119,454
1608	Director of Financial Analysis and Reporting	6376	133,130- 165,390
3535	Director of Fleet Services	5567	116,238- 144,406
1568	Director of Housing	5567	116,238- 144,406
7270 1	Director of Maintenance Airports I	5011	104,629- 129,978
7270 2	Director of Maintenance Airports II	5567	116,238- 144,406
1858	Director of Materials Management Services	4876	101,810- 126,491
7974	Director of Materials Testing Services	5567	116,238- 144,406
3722 1	Director of Police Transportation I	4386	91,579- 113,796
3722 2	Director of Police Transportation II	5567	116,238- 144,406
9231	Director of Port Administration	6176	128,954- 160,212
3123 1	Director of Port Construction & Maintenance I	5011	104,629- 129,978
3123 2	Director of Port Construction & Maintenance II	5567	116,238- 144,406
1782 1	Director of Port Marketing I	4530	94,586- 117,534
1782 2	Director of Port Marketing II	5567	116,238- 144,406
9233	Director of Port Operations	5862	122,398- 152,069
1488	Director of Printing Services	5321	111,102- 138,038
1857 1	Director of Purchasing Services I	4156	86,777- 107,824
1857 2	Director of Purchasing Services II-General Service	4876	101,810- 126,491
3208	Director of Security Services	3525	73,602- 91,454
1863	Director of Supplies	5567	116,238- 144,406
9375	Director of Systems	5567	116,238- 144,406
6157	Division Librarian	5567	116,238- 144,406
9486	Engineer of Surveys	5567	116,238- 144,406
3750	Equipment Superintendent	4691	97,948- 121,710
3170	Event Services Manager	5140	107,323- 133,340
9186	Executive Assistant Airports	6296	131,460- 163,323
9225	Executive Director Commission on Status of Women	4,089.60 BW	
2475	Executive Director Exposition Park Complex	5567	116,238- 144,406

APPENDIX E

Operative on July 1, 2010

CLASS CODE	TITLE	SALARY RANGE	ANNUAL RANGE	
9020	Executive Director Human Relations Commission	4,484.00 BW		
9252	Executive Officer City Clerk	6376	133,130-	165,390
1557 1	Financial Manager I	4141	86,464-	107,428
1557 2	Financial Manager II	5157	107,678-	133,799
9197	Fire Administrator	6900	144,072-	179,004
0805	First Deputy General Manager Harbor	8810	183,952-	228,552
3188 1	General Services Police Chief I	5067	105,798-	131,440
3188 2	General Services Police Chief II	5418	113,127-	140,564
2458	Golf Manager	5567	116,238-	144,406
9279 1	Harbor Engineer I	5157	107,678-	133,799
9279 2	Harbor Engineer II	5567	116,238-	144,406
9234 1	Harbor Planning & Research Director I	4156	86,777-	107,824
9234 2	Harbor Planning & Research Director II	4876	101,810-	126,491
9480	Harbor Public & Community Relations Director	4876	101,810-	126,491
4130	Hyperion Treatment Plant Manager	6376	133,130-	165,390
1409 1	Information Systems Manager I	4691	97,948-	121,710
1409 2	Information Systems Manager II	5567	116,238-	144,406
4281 1	Lot Cleaning Superintendent I	3879	80,993-	100,600
4281 2	Lot Cleaning Superintendent II	4281	89,387-	111,061
9437 1	Marine Environmental Manager I	4824	100,725-	125,155
9437 2	Marine Environmental Manager II	5365	112,021-	139,165
9635	Marketing Manager	4876	101,810-	126,491
2338	Medical Services Administrator	5567	116,238-	144,406
6229 1	Observatory Director I	4633	96,737-	120,185
6229 2	Observatory Director II	5567	116,238-	144,406
9264	Parking Administrator	6376	133,130-	165,390
9025 1	Parking Enforcement Manager I	3997	83,457-	103,669
9025 2	Parking Enforcement Manager II	4691	97,948-	121,710
5153	Pilot Service Manager	10163	212,203-	263,652
9196 1	Police Administrator I	5567	116,238-	144,406
9196 2	Police Administrator II	6376	133,130-	165,390
9196 3	Police Administrator III	7263	151,651-	188,421
1781	Port Marketing Manager	3833	80,033-	99,451
7928	Principal Architect	6071	126,762-	157,456
7946	Principal City Planner	5567	116,238-	144,406
9489	Principal Civil Engineer	5567	116,238-	144,406
9653	Principal Deputy Controller	6376	133,130-	165,390
7875	Principal Environmental Engineer	5567	116,238-	144,406
3147 1	Principal Grounds Maintenance Supervisor I	3059	63,871-	79,365
3147 2	Principal Grounds Maintenance Supervisor II	3805	79,448-	98,700
2464 1	Principal Recreation Supervisor I	3309	69,091-	85,838
2464 2	Principal Recreation Supervisor II	3805	79,448-	98,700
9266	Principal Transportation Engineer	5567	116,238-	144,406
1964 1	Property Manager I	4386	91,579-	113,796
1964 2	Property Manager II	4876	101,810-	126,491
1964 3	Property Manager III	5282	110,288-	137,035
1964 4	Property Manager IV	5874	122,649-	152,382
1800 1	Public Information Director I	3925	81,954-	101,832
1800 2	Public Information Director II	4611	96,277-	119,622

APPENDIX E

Operative on July 1, 2010

CLASS CODE	TITLE	SALARY RANGE	ANNUAL RANGE	
1282	Records Management Officer	4631	96,695-	120,144
7982	Risk Management & Prevention Program Manager	4636	96,799-	120,248
1530 1	Risk Manager I	3742	78,132-	97,092
1530 2	Risk Manager II	4633	96,737-	120,185
1530 3	Risk Manager III	5567	116,238-	144,406
1728	Safety Administrator	4913	102,583-	127,431
4126 1	Sanitation Solid Resources Manager I	5011	104,629-	129,978
4126 2	Sanitation Solid Resources Manager II	5567	116,238-	144,406
4128 1	Sanitation Wastewater Manager I	4220	88,113-	109,453
4128 2	Sanitation Wastewater Manager II	5011	104,629-	129,978
4128 3	Sanitation Wastewater Manager III	5567	116,238-	144,406
0807	Second Deputy General Manager Harbor	7484	156,265-	194,142
3146	Senior Park Maintenance Supervisor	3196	66,732-	82,914
3832	Signal Systems Superintendent	4277	89,303-	110,956
1850	Stores Superintendent	4156	86,777-	107,824
4160 1	Street Services General Superintendent I	4770	99,597-	123,735
4160 2	Street Services General Superintendent II	5567	116,238-	144,406
4158 1	Street Services Superintendent I	3879	80,993-	100,600
4158 2	Street Services Superintendent II	4281	89,387-	111,061
3160 1	Street Tree Superintendent I	3879	80,993-	100,600
3160 2	Street Tree Superintendent II	4770	99,597-	123,735
9237	Superintendent Planning & Development Rec & Parks	5567	116,238-	144,406
2472	Superintendent of Recreation and Parks Operations	5567	116,238-	144,406
1865 1	Supply Services Manager I	4631	96,695-	120,144
1865 2	Supply Services Manager II	5567	116,238-	144,406
8870	Taxicab Administrator	4598	96,006-	119,287
7640	Telecommunications Planning & Utilization Officer	4507	94,106-	116,907
7650 1	Telecommunications Regulatory Officer I	4146	86,568-	107,553
7650 2	Telecommunications Regulatory Officer II	4507	94,106-	116,907
7650 3	Telecommunications Regulatory Officer III	4899	102,291-	127,055
0803	Traffic Manager	6176	128,954-	160,212
4125 1	Wastewater Collection Manager I	4156	86,777-	107,824
4125 2	Wastewater Collection Manager II	5567	116,238-	144,406
7880	Wastewater Residuals Research Engineer	5567	116,238-	144,406
7840 1	Wastewater Treatment Laboratory Manager I	4146	86,568-	107,553
7840 2	Wastewater Treatment Laboratory Manager II	4876	101,810-	126,491
7840 3	Wastewater Treatment Laboratory Manager III	5567	116,238-	144,406
3784 1	Wastewater Treatment Maintenance Manager I	4220	88,113-	109,453
3784 2	Wastewater Treatment Maintenance Manager II	5011	104,629-	129,978
3784 3	Wastewater Treatment Maintenance Manager III	5567	116,238-	144,406
4127 1	Wastewater Treatment Plant Manager I	4209	87,883-	109,202
4127 2	Wastewater Treatment Plant Manager II	4428	92,456-	114,882
4127 3	Wastewater Treatment Plant Manager III	4916	102,646-	127,493
1766 1	Workers' Compensation Administrator I	4633	96,737-	120,185
1766 2	Workers' Compensation Administrator II	5567	116,238-	144,406
9501	Zoo Assistant General Manager	6135	128,098-	159,147

APPENDIX F

Operative on July 1, 2011

CLASS CODE	TITLE	SALARY RANGE	ANNUAL RANGE	
9206	311 Director	5734	119,725-	148,749
9422 1	Airport Environmental Manager I	4775	99,702-	123,860
9422 2	Airport Environmental Manager II	5734	119,725-	148,749
7260 1	Airport Manager I	4405	91,976-	114,276
7260 2	Airport Manager II	5022	104,859-	130,291
7260 3	Airport Manager III	6227	130,019-	161,549
3331	Airports Maintenance Superintendent	4211	87,925-	109,244
1788 1	Airports Public & Community Relations Director I	4044	84,438-	104,880
1788 2	Airports Public & Community Relations Director II	5160	107,740-	133,883
1957	Asset Manager	5734	119,725-	148,749
1577	Assistant Chief Grants Administrator	4772	99,639-	123,798
9232	Assistant City Librarian	6567	137,118-	170,360
4219 1	Assistant Deputy Superintendent of Building I	5423	113,232-	140,669
4219 2	Assistant Deputy Superintendent of Building II	5734	119,725-	148,749
7225	Assistant Director Bureau of Sanitation	6567	137,118-	170,360
7536	Assistant Director Bureau of Street Lighting	5734	119,725-	148,749
4156	Assistant Director Bureau of Street Services	6567	137,118-	170,360
7298	Assistant Director of Contract Administration	6319	131,940-	163,929
9651	Assistant Director of Finance	6567	137,118-	170,360
9701	Assistant GM El Pueblo Historic Monument	5007	104,546-	129,894
9244	Assistant General Manager Animal Regulation	5734	119,725-	148,749
9251	Assistant General Manager Community Development	6567	137,118-	170,360
9694	Assistant General Manager Convention Center	5734	119,725-	148,749
9248	Assistant General Manager Cultural Affairs	5007	104,546-	129,894
9220	Assistant General Manager Department of Aging	5734	119,725-	148,749
9273	Assistant General Manager Emergency Preparedness	5312	110,914-	137,808
9257	Assistant General Manager General Services	6567	137,118-	170,360
9271	Assistant General Manager Housing	8588	179,317-	222,810
9381	Assistant General Manager Information Technology	6567	137,118-	170,360
9414	Assistant General Manager LACERS	6567	137,118-	170,360
9221	Assistant General Manager Neighborhood Empowerment	5312	110,914-	137,808
9241	Assistant General Manager Recreation and Parks	6567	137,118-	170,360
9263	Assistant General Manager Transportation	6567	137,118-	170,360
0603	Assistant Inspector General	6218	129,831-	161,298
9415	Assistant Retirement Plan Manager	5312	110,914-	137,808
9646	Assistant Treasurer	6054	126,407-	157,038
7998	Associate Zoning Administrator	5448	113,754-	141,358
3124	Building Construction & Maintenance Supt	5160	107,740-	133,883
3194 1	Building Construction and Maintenance Gen Sup I	5160	107,740-	133,883
3194 2	Building Construction and Maintenance Gen Supt II	5734	119,725-	148,749
1592	Chief Accountant Controller	4868	101,643-	126,282
7274 1	Chief Airports Engineer I	5312	110,914-	137,808
7274 2	Chief Airports Engineer II	6227	130,019-	161,549
1528 1	Chief Auditor Controller I	4265	89,053-	110,643
1528 2	Chief Auditor Controller II	4772	99,639-	123,798
9151	Chief Benefits Analyst	6205	129,560-	160,964
7296	Chief Construction Inspector	4942	103,188-	128,203
0302	Chief Deputy Controller	7320	152,841-	189,883
4229	Chief Electrical Inspector	4942	103,188-	128,203



APPENDIX F

Operative on July 1, 2011

CLASS CODE	TITLE	SALARY RANGE	ANNUAL RANGE	
9230	Chief Financial Officer	6674	139,353-	173,137
9286	Chief Harbor Engineer	6567	137,118-	170,360
4250 1	Chief Heating & Refrigeration Inspector I	3838	80,137-	99,577
4250 2	Chief Heating & Refrigeration Inspector II	4515	94,273-	117,137
9374	Chief Information Officer	7543	157,497-	195,687
4254	Chief Inspector	4942	103,188-	128,203
4258	Chief Inspector	4942	103,188-	128,203
1619	Chief Internal Auditor	5312	110,914-	137,808
9147	Chief Investment Officer	5734	119,725-	148,749
9182	Chief Management Analyst	5734	119,725-	148,749
3165	Chief Park Maintenance Supervisor	4405	91,976-	114,276
1968	Chief Park Ranger	4771	99,618-	123,777
4239	Chief Plumbing Inspector	4942	103,188-	128,203
2384	Chief Police Psychologist	5734	119,725-	148,749
5154 1	Chief Port Pilot I	9404 (4)	231,058-	243,941
5154 2	Chief Port Pilot II	9925 (4)	243,858-	257,450
1949 1	Chief Real Estate Officer I	4789	99,994-	124,236
1949 2	Chief Real Estate Officer II	5734	119,725-	148,749
4269	Chief Safety Engineer Elevators	4942	103,188-	128,203
4260	Chief Safety Engineer Pressure Vessels	4265	89,053-	110,643
4286 1	Chief Street Services Investigator I	3995	83,415-	103,627
4286 2	Chief Street Services Investigator II	4942	103,188-	128,203
1211 1	Chief Tax Compliance Officer I	4736	98,887-	122,858
1211 2	Chief Tax Compliance Officer II	5734	119,725-	148,749
2360	Chief Veterinarian	5185	108,262-	134,488
1189 1	Chief Wharfinger I	3258	68,027-	84,543
1189 2	Chief Wharfinger II	4277	89,303-	110,956
7999	Chief Zoning Administrator	6051	126,344-	156,955
7945 1	Chief of Airport Planning I	5025	104,922-	130,354
7945 2	Chief of Airport Planning II	5734	119,725-	148,749
9424	Chief of Aviation Technology	6210	129,664-	161,089
7258 1	Chief of Operations I	4068	84,939-	105,528
7258 2	Chief of Operations II	4281	89,387-	111,061
9180	Chief of Parking Enforcement Operations	5734	119,725-	148,749
9200	Chief of Transit Programs	5734	119,725-	148,749
2492	Child Care Program Manager	3407	71,138-	88,406
0566	City Attorney Chief Administrative Assistant	5734	119,725-	148,749
0536	City Attorney Financial Manager	4198	87,654-	108,889
2496	Community Affairs Advocate	4772	99,639-	123,798
8500	Community Housing Programs Manager	4736	98,887-	122,858
9247	Concessions Manager	5734	119,725-	148,749
9168	Contract Administrator	5018	104,775-	130,166
9165 1	Contract Compliance Program Manager I	4224	88,197-	109,599
9165 2	Contract Compliance Program Manager II	5275	110,142-	136,848
3330 1	Convention Center Building Superintendent I	4346	90,744-	112,731
3330 2	Convention Center Building Superintendent II	5160	107,740-	133,883
1610	Departmental Audit Manager	5734	119,725-	148,749
1593 1	Departmental Chief Accountant I	4281	89,387-	111,061
1593 2	Departmental Chief Accountant II	4519	94,356-	117,241

APPENDIX F

Operative on July 1, 2011

CLASS CODE	TITLE	SALARY RANGE	ANNUAL RANGE
1593 3	Departmental Chief Accountant III	5312	110,914- 137,808
1593 4	Departmental Chief Accountant IV	5734	119,725- 148,749
9490 1	Deputy City Engineer I	6567	137,118- 170,360
9490 2	Deputy City Engineer II	7320	152,841- 189,883
1607	Deputy Director of Auditing	5734	119,725- 148,749
9444	Deputy Director of Planning	6567	137,118- 170,360
0162	Deputy General Manager Airports/1	9075	189,486- 235,401
0163	Deputy General Manager Airports/2	7420	154,929- 192,493
9201 1	Deputy Superintendent of Building I	6567	137,118- 170,360
9201 2	Deputy Superintendent of Building II	7320	152,841- 189,883
1806	Development and Marketing Director	4722	98,595- 122,482
1768	Director of Air Service Marketing	5734	119,725- 148,749
9302	Director of Airports Administration	6744	140,814- 174,933
9304	Director of Airports Operations	6744	140,814- 174,933
9306	Director of Airports Safety Services	7420	154,929- 192,493
1606	Director of Auditing	6567	137,118- 170,360
9259	Director of Building Services	5160	107,740- 133,883
1194	Director of Cash Management Services	5734	119,725- 148,749
7625	Director of Communications Services	5734	119,725- 148,749
4266	Director of Enforcement Operations	5734	119,725- 148,749
4321	Director of Field Operations	4744	99,054- 123,067
1608	Director of Financial Analysis and Reporting	6567	137,118- 170,360
3535	Director of Fleet Services	5734	119,725- 148,749
1568	Director of Housing	5734	119,725- 148,749
7270 1	Director of Maintenance Airports I	5160	107,740- 133,883
7270 2	Director of Maintenance Airports II	5734	119,725- 148,749
1858	Director of Materials Management Services	5022	104,859- 130,291
7974	Director of Materials Testing Services	5734	119,725- 148,749
3722 1	Director of Police Transportation I	4519	94,356- 117,241
3722 2	Director of Police Transportation II	5734	119,725- 148,749
9231	Director of Port Administration	6362	132,838- 165,036
3123 1	Director of Port Construction & Maintenance I	5160	107,740- 133,883
3123 2	Director of Port Construction & Maintenance II	5734	119,725- 148,749
1782 1	Director of Port Marketing I	4667	97,446- 121,062
1782 2	Director of Port Marketing II	5734	119,725- 148,749
9233	Director of Port Operations	6038	126,073- 156,621
1488	Director of Printing Services	5480	114,422- 142,193
1857 1	Director of Purchasing Services I	4281	89,387- 111,061
1857 2	Director of Purchasing Services II-General Service	5022	104,859- 130,291
3208	Director of Security Services	3631	75,815- 94,190
1863	Director of Supplies	5734	119,725- 148,749
9375	Director of Systems	5734	119,725- 148,749
6157	Division Librarian	5734	119,725- 148,749
9486	Engineer of Surveys	5734	119,725- 148,749
3750	Equipment Superintendent	4834	100,933- 125,405
3170	Event Services Manager	5295	110,559- 137,349
9186	Executive Assistant Airports	6485	135,406- 168,251
9225	Executive Director Commission on Status of Women	4,212.00 BW	
2475	Executive Director Exposition Park Complex	5734	119,725- 148,749

APPENDIX F

Operative on July 1, 2011

CLASS CODE	TITLE	SALARY RANGE	ANNUAL RANGE	
9020	Executive Director Human Relations Commission	4,618.40 BW		
9252	Executive Officer City Clerk	6567	137,118-	170,360
1557 1	Financial Manager I	4265	89,053-	110,643
1557 2	Financial Manager II	5312	110,914-	137,808
9197	Fire Administrator	7108	148,415-	184,370
0805	First Deputy General Manager Harbor	9075	189,486-	235,401
3188 1	General Services Police Chief I	5220	108,993-	135,386
3188 2	General Services Police Chief II	5581	116,531-	144,782
2458	Golf Manager	5734	119,725-	148,749
9279 1	Harbor Engineer I	5312	110,914-	137,808
9279 2	Harbor Engineer II	5734	119,725-	148,749
9234 1	Harbor Planning & Research Director I	4281	89,387-	111,061
9234 2	Harbor Planning & Research Director II	5022	104,859-	130,291
9480	Harbor Public & Community Relations Director	5022	104,859-	130,291
4130	Hyperion Treatment Plant Manager	6567	137,118-	170,360
1409 1	Information Systems Manager I	4834	100,933-	125,405
1409 2	Information Systems Manager II	5734	119,725-	148,749
4281 1	Lot Cleaning Superintendent I	3995	83,415-	103,627
4281 2	Lot Cleaning Superintendent II	4410	92,080-	114,402
9437 1	Marine Environmental Manager I	4970	103,773-	128,934
9437 2	Marine Environmental Manager II	5526	115,382-	143,341
9635	Marketing Manager	5022	104,859-	130,291
2338	Medical Services Administrator	5734	119,725-	148,749
6229 1	Observatory Director I	4772	99,639-	123,798
6229 2	Observatory Director II	5734	119,725-	148,749
9264	Parking Administrator	6567	137,118-	170,360
9025 1	Parking Enforcement Manager I	4117	85,962-	106,801
9025 2	Parking Enforcement Manager II	4834	100,933-	125,405
5153	Pilot Service Manager	10468	218,571-	271,565
9196 1	Police Administrator I	5734	119,725-	148,749
9196 2	Police Administrator II	6567	137,118-	170,360
9196 3	Police Administrator III	7482	156,224-	194,080
1781	Port Marketing Manager	3950	82,476-	102,458
7928	Principal Architect	6251	130,520-	162,175
7946	Principal City Planner	5734	119,725-	148,749
9489	Principal Civil Engineer	5734	119,725-	148,749
9653	Principal Deputy Controller	6567	137,118-	170,360
7875	Principal Environmental Engineer	5734	119,725-	148,749
3147 1	Principal Grounds Maintenance Supervisor I	3151	65,792-	81,766
3147 2	Principal Grounds Maintenance Supervisor II	3919	81,828-	101,686
2464 1	Principal Recreation Supervisor I	3407	71,138-	88,406
2464 2	Principal Recreation Supervisor II	3919	81,828-	101,686
9266	Principal Transportation Engineer	5734	119,725-	148,749
1964 1	Property Manager I	4519	94,356-	117,241
1964 2	Property Manager II	5022	104,859-	130,291
1964 3	Property Manager III	5442	113,628-	141,149
1964 4	Property Manager IV	6051	126,344-	156,955
1800 1	Public Information Director I	4044	84,438-	104,880
1800 2	Public Information Director II	4749	99,159-	123,213

APPENDIX F

Operative on July 1, 2011

CLASS CODE	TITLE	SALARY RANGE	ANNUAL RANGE	
1282	Records Management Officer	4771	99,618-	123,777
7982	Risk Management & Prevention Program Manager	4775	99,702-	123,860
1530 1	Risk Manager I	3855	80,492-	100,015
1530 2	Risk Manager II	4772	99,639-	123,798
1530 3	Risk Manager III	5734	119,725-	148,749
1728	Safety Administrator	5060	105,652-	131,252
4126 1	Sanitation Solid Resources Manager I	5160	107,740-	133,883
4126 2	Sanitation Solid Resources Manager II	5734	119,725-	148,749
4128 1	Sanitation Wastewater Manager I	4346	90,744-	112,731
4128 2	Sanitation Wastewater Manager II	5160	107,740-	133,883
4128 3	Sanitation Wastewater Manager III	5734	119,725-	148,749
0807	Second Deputy General Manager Harbor	7708	160,943-	199,968
3146	Senior Park Maintenance Supervisor	3292	68,736-	85,420
3832	Signal Systems Superintendent	4405	91,976-	114,276
1850	Stores Superintendent	4281	89,387-	111,061
4160 1	Street Services General Superintendent I	4914	102,604-	127,452
4160 2	Street Services General Superintendent II	5734	119,725-	148,749
4158 1	Street Services Superintendent I	3995	83,415-	103,627
4158 2	Street Services Superintendent II	4410	92,080-	114,402
3160 1	Street Tree Superintendent I	3995	83,415-	103,627
3160 2	Street Tree Superintendent II	4914	102,604-	127,452
9237	Superintendent Planning & Development Rec & Parks	5734	119,725-	148,749
2472	Superintendent of Recreation and Parks Operations	5734	119,725-	148,749
1865 1	Supply Services Manager I	4771	99,618-	123,777
1865 2	Supply Services Manager II	5734	119,725-	148,749
8870	Taxicab Administrator	4736	98,887-	122,858
7640	Telecommunications Planning & Utilization Officer	4642	96,924-	120,415
7650 1	Telecommunications Regulatory Officer I	4272	89,199-	110,789
7650 2	Telecommunications Regulatory Officer II	4642	96,924-	120,415
7650 3	Telecommunications Regulatory Officer III	5045	105,339-	130,876
0803	Traffic Manager	6362	132,838-	165,036
4125 1	Wastewater Collection Manager I	4281	89,387-	111,061
4125 2	Wastewater Collection Manager II	5734	119,725-	148,749
7880	Wastewater Residuals Research Engineer	5734	119,725-	148,749
7840 1	Wastewater Treatment Laboratory Manager I	4272	89,199-	110,789
7840 2	Wastewater Treatment Laboratory Manager II	5022	104,859-	130,291
7840 3	Wastewater Treatment Laboratory Manager III	5734	119,725-	148,749
3784 1	Wastewater Treatment Maintenance Manager I	4346	90,744-	112,731
3784 2	Wastewater Treatment Maintenance Manager II	5160	107,740-	133,883
3784 3	Wastewater Treatment Maintenance Manager III	5734	119,725-	148,749
4127 1	Wastewater Treatment Plant Manager I	4337	90,556-	112,522
4127 2	Wastewater Treatment Plant Manager II	4562	95,254-	118,348
4127 3	Wastewater Treatment Plant Manager III	5062	105,694-	131,314
1766 1	Workers' Compensation Administrator I	4772	99,639-	123,798
1766 2	Workers' Compensation Administrator II	5734	119,725-	148,749
9501	Zoo Assistant General Manager	6319	131,940-	163,929

APPENDIX G

Operative on July 1, 2012

CLASS CODE	TITLE	SALARY RANGE	ANNUAL RANGE	
9206	311 Director	5863	122,419-	152,090
9422 1	Airport Environmental Manager I	4883	101,957-	126,637
9422 2	Airport Environmental Manager II	5863	122,419-	152,090
7260 1	Airport Manager I	4504	94,043-	116,844
7260 2	Airport Manager II	5136	107,239-	133,214
7260 3	Airport Manager III	6367	132,942-	165,182
3331	Airports Maintenance Superintendent	4306	89,909-	111,708
1788 1	Airports Public & Community Relations Director I	4135	86,338-	107,261
1788 2	Airports Public & Community Relations Director II	5277	110,183-	136,889
1957	Asset Manager	5863	122,419-	152,090
1577	Assistant Chief Grants Administrator	4880	101,894-	126,575
9232	Assistant City Librarian	6716	140,230-	174,202
4219 1	Assistant Deputy Superintendent of Building I	5545	115,779-	143,842
4219 2	Assistant Deputy Superintendent of Building II	5863	122,419-	152,090
7225	Assistant Director Bureau of Sanitation	6716	140,230-	174,202
7536	Assistant Director Bureau of Street Lighting	5863	122,419-	152,090
4156	Assistant Director Bureau of Street Services	6716	140,230-	174,202
7298	Assistant Director of Contract Administration	6462	134,926-	167,625
9651	Assistant Director of Finance	6716	140,230-	174,202
9701	Assistant GM El Pueblo Historic Monument	5121	106,926-	132,839
9244	Assistant General Manager Animal Regulation	5863	122,419-	152,090
9251	Assistant General Manager Community Development	6716	140,230-	174,202
9694	Assistant General Manager Convention Center	5863	122,419-	152,090
9248	Assistant General Manager Cultural Affairs	5121	106,926-	132,839
9220	Assistant General Manager Department of Aging	5863	122,419-	152,090
9273	Assistant General Manager Emergency Preparedness	5432	113,420-	140,919
9257	Assistant General Manager General Services	6716	140,230-	174,202
9271	Assistant General Manager Housing	8782	183,368-	227,822
9381	Assistant General Manager Information Technology	6716	140,230-	174,202
9414	Assistant General Manager LACERS	6716	140,230-	174,202
9221	Assistant General Manager Neighborhood Empowerment	5432	113,420-	140,919
9241	Assistant General Manager Recreation and Parks	6716	140,230-	174,202
9263	Assistant General Manager Transportation	6716	140,230-	174,202
0603	Assistant Inspector General	6359	132,775-	164,952
9415	Assistant Retirement Plan Manager	5432	113,420-	140,919
9646	Assistant Treasurer	6190	129,247-	160,567
7998	Associate Zoning Administrator	5571	116,322-	144,531
3124	Building Construction & Maintenance Supt	5277	110,183-	136,889
3194 1	Building Construction and Maintenance Gen Sup I	5277	110,183-	136,889
3194 2	Building Construction and Maintenance Gen Supt II	5863	122,419-	152,090
1592	Chief Accountant Controller	4978	103,940-	129,143
7274 1	Chief Airports Engineer I	5432	113,420-	140,919
7274 2	Chief Airports Engineer II	6367	132,942-	165,182
1528 1	Chief Auditor Controller I	4361	91,057-	113,128
1528 2	Chief Auditor Controller II	4880	101,894-	126,575
9151	Chief Benefits Analyst	6345	132,483-	164,597
7296	Chief Construction Inspector	5053	105,506-	131,085
0302	Chief Deputy Controller	7485	156,286-	194,163
4229	Chief Electrical Inspector	5053	105,506-	131,085

APPENDIX G

Operative on July 1, 2012

CLASS CODE	TITLE	SALARY RANGE	ANNUAL RANGE	
9230	Chief Financial Officer	6825	142,506-	177,062
9286	Chief Harbor Engineer	6716	140,230-	174,202
4250 1	Chief Heating & Refrigeration Inspector I	3925	81,954-	101,832
4250 2	Chief Heating & Refrigeration Inspector II	4617	96,402-	119,768
9374	Chief Information Officer	7714	161,068-	200,093
4254	Chief Inspector	5053	105,506-	131,085
4258	Chief Inspector	5053	105,506-	131,085
1619	Chief Internal Auditor	5432	113,420-	140,919
9147	Chief Investment Officer	5863	122,419-	152,090
9182	Chief Management Analyst	5863	122,419-	152,090
3165	Chief Park Maintenance Supervisor	4504	94,043-	116,844
1968	Chief Park Ranger	4879	101,873-	126,554
4239	Chief Plumbing Inspector	5053	105,506-	131,085
2384	Chief Police Psychologist	5863	122,419-	152,090
5154 1	Chief Port Pilot I	9615 (4)	236,257-	249,432
5154 2	Chief Port Pilot II	10147 (4)	249,328-	263,234
1949 1	Chief Real Estate Officer I	4898	102,270-	127,034
1949 2	Chief Real Estate Officer II	5863	122,419-	152,090
4269	Chief Safety Engineer Elevators	5053	105,506-	131,085
4260	Chief Safety Engineer Pressure Vessels	4361	91,057-	113,128
4286 1	Chief Street Services Investigator I	4085	85,294-	105,966
4286 2	Chief Street Services Investigator II	5053	105,506-	131,085
1211 1	Chief Tax Compliance Officer I	4842	101,100-	125,614
1211 2	Chief Tax Compliance Officer II	5863	122,419-	152,090
2360	Chief Veterinarian	5301	110,684-	137,516
1189 1	Chief Wharfinger I	3332	69,572-	86,443
1189 2	Chief Wharfinger II	4374	91,329-	113,462
7999	Chief Zoning Administrator	6187	129,184-	160,484
7945 1	Chief of Airport Planning I	5139	107,302-	133,319
7945 2	Chief of Airport Planning II	5863	122,419-	152,090
9424	Chief of Aviation Technology	6349	132,567-	164,722
7258 1	Chief of Operations I	4160	86,860-	107,929
7258 2	Chief of Operations II	4378	91,412-	113,566
9180	Chief of Parking Enforcement Operations	5863	122,419-	152,090
9200	Chief of Transit Programs	5863	122,419-	152,090
2492	Child Care Program Manager	3484	72,745-	90,390
0566	City Attorney Chief Administrative Assistant	5863	122,419-	152,090
0536	City Attorney Financial Manager	4291	89,596-	111,332
2496	Community Affairs Advocate	4880	101,894-	126,575
8500	Community Housing Programs Manager	4842	101,100-	125,614
9247	Concessions Manager	5863	122,419-	152,090
9168	Contract Administrator	5130	107,114-	133,089
9165 1	Contract Compliance Program Manager I	4321	90,222-	112,105
9165 2	Contract Compliance Program Manager II	5394	112,626-	139,938
3330 1	Convention Center Building Superintendent I	4443	92,769-	115,278
3330 2	Convention Center Building Superintendent II	5277	110,183-	136,889
1610	Departmental Audit Manager	5863	122,419-	152,090
1593 1	Departmental Chief Accountant I	4378	91,412-	113,566
1593 2	Departmental Chief Accountant II	4621	96,486-	119,872

APPENDIX G

Operative on July 1, 2012

CLASS CODE	TITLE	SALARY RANGE	ANNUAL RANGE
1593 3	Departmental Chief Accountant III	5432	113,420- 140,919
1593 4	Departmental Chief Accountant IV	5863	122,419- 152,090
9490 1	Deputy City Engineer I	6716	140,230- 174,202
9490 2	Deputy City Engineer II	7485	156,286- 194,163
1607	Deputy Director of Auditing	5863	122,419- 152,090
9444	Deputy Director of Planning	6716	140,230- 174,202
0162	Deputy General Manager Airports/1	9279	193,745- 240,705
0163	Deputy General Manager Airports/2	7587	158,416- 196,836
9201 1	Deputy Superintendent of Building I	6716	140,230- 174,202
9201 2	Deputy Superintendent of Building II	7485	156,286- 194,163
1806	Development and Marketing Director	4828	100,808- 125,238
1768	Director of Air Service Marketing	5863	122,419- 152,090
9302	Director of Airports Administration	6896	143,988- 178,879
9304	Director of Airports Operations	6896	143,988- 178,879
9306	Director of Airports Safety Services	7587	158,416- 196,836
1606	Director of Auditing	6716	140,230- 174,202
9259	Director of Building Services	5277	110,183- 136,889
1194	Director of Cash Management Services	5863	122,419- 152,090
7625	Director of Communications Services	5863	122,419- 152,090
4266	Director of Enforcement Operations	5863	122,419- 152,090
4321	Director of Field Operations	4852	101,309- 125,886
1608	Director of Financial Analysis and Reporting	6716	140,230- 174,202
3535	Director of Fleet Services	5863	122,419- 152,090
1568	Director of Housing	5863	122,419- 152,090
7270 1	Director of Maintenance Airports I	5277	110,183- 136,889
7270 2	Director of Maintenance Airports II	5863	122,419- 152,090
1858	Director of Materials Management Services	5136	107,239- 133,214
7974	Director of Materials Testing Services	5863	122,419- 152,090
3722 1	Director of Police Transportation I	4621	96,486- 119,872
3722 2	Director of Police Transportation II	5863	122,419- 152,090
9231	Director of Port Administration	6505	135,824- 168,752
3123 1	Director of Port Construction & Maintenance I	5277	110,183- 136,889
3123 2	Director of Port Construction & Maintenance II	5863	122,419- 152,090
1782 1	Director of Port Marketing I	4771	99,618- 123,777
1782 2	Director of Port Marketing II	5863	122,419- 152,090
9233	Director of Port Operations	6174	128,913- 160,150
1488	Director of Printing Services	5605	117,032- 145,408
1857 1	Director of Purchasing Services I	4378	91,412- 113,566
1857 2	Director of Purchasing Services II-General Service	5136	107,239- 133,214
3208	Director of Security Services	3712	77,506- 96,319
1863	Director of Supplies	5863	122,419- 152,090
9375	Director of Systems	5863	122,419- 152,090
6157	Division Librarian	5863	122,419- 152,090
9486	Engineer of Surveys	5863	122,419- 152,090
3750	Equipment Superintendent	4943	103,209- 128,224
3170	Event Services Manager	5414	113,044- 140,439
9186	Executive Assistant Airports	6632	138,476- 172,030
9225	Executive Director Commission on Status of Women	4,306.40 BW	
2475	Executive Director Exposition Park Complex	5863	122,419- 152,090

APPENDIX G

Operative on July 1, 2012

CLASS CODE	TITLE	SALARY RANGE	ANNUAL RANGE	
9020	Executive Director Human Relations Commission	4,722.40 BW		
9252	Executive Officer City Clerk	6716	140,230-	174,202
1557 1	Financial Manager I	4361	91,057-	113,128
1557 2	Financial Manager II	5432	113,420-	140,919
9197	Fire Administrator	7267	151,734-	188,526
0805	First Deputy General Manager Harbor	9279	193,745-	240,705
3188 1	General Services Police Chief I	5336	111,415-	138,434
3188 2	General Services Police Chief II	5707	119,162-	148,039
2458	Golf Manager	5863	122,419-	152,090
9279 1	Harbor Engineer I	5432	113,420-	140,919
9279 2	Harbor Engineer II	5863	122,419-	152,090
9234 1	Harbor Planning & Research Director I	4378	91,412-	113,566
9234 2	Harbor Planning & Research Director II	5136	107,239-	133,214
9480	Harbor Public & Community Relations Director	5136	107,239-	133,214
4130	Hyperion Treatment Plant Manager	6716	140,230-	174,202
1409 1	Information Systems Manager I	4943	103,209-	128,224
1409 2	Information Systems Manager II	5863	122,419-	152,090
4281 1	Lot Cleaning Superintendent I	4085	85,294-	105,966
4281 2	Lot Cleaning Superintendent II	4510	94,168-	116,970
9437 1	Marine Environmental Manager I	5083	106,133-	131,836
9437 2	Marine Environmental Manager II	5649	117,951-	146,557
9635	Marketing Manager	5136	107,239-	133,214
2338	Medical Services Administrator	5863	122,419-	152,090
6229 1	Observatory Director I	4880	101,894-	126,575
6229 2	Observatory Director II	5863	122,419-	152,090
9264	Parking Administrator	6716	140,230-	174,202
9025 1	Parking Enforcement Manager I	4209	87,883-	109,202
9025 2	Parking Enforcement Manager II	4943	103,209-	128,224
5153	Pilot Service Manager	10705	223,520-	277,683
9196 1	Police Administrator I	5863	122,419-	152,090
9196 2	Police Administrator II	6716	140,230-	174,202
9196 3	Police Administrator III	7650	159,732-	198,444
1781	Port Marketing Manager	4038	84,313-	104,755
7928	Principal Architect	6394	133,506-	165,871
7946	Principal City Planner	5863	122,419-	152,090
9489	Principal Civil Engineer	5863	122,419-	152,090
9653	Principal Deputy Controller	6716	140,230-	174,202
7875	Principal Environmental Engineer	5863	122,419-	152,090
3147 1	Principal Grounds Maintenance Supervisor I	3223	67,296-	83,604
3147 2	Principal Grounds Maintenance Supervisor II	4009	83,707-	104,003
2464 1	Principal Recreation Supervisor I	3484	72,745-	90,390
2464 2	Principal Recreation Supervisor II	4009	83,707-	104,003
9266	Principal Transportation Engineer	5863	122,419-	152,090
1964 1	Property Manager I	4621	96,486-	119,872
1964 2	Property Manager II	5136	107,239-	133,214
1964 3	Property Manager III	5564	116,176-	144,343
1964 4	Property Manager IV	6187	129,184-	160,484
1800 1	Public Information Director I	4135	86,338-	107,261
1800 2	Public Information Director II	4856	101,393-	125,990



APPENDIX G

Operative on July 1, 2012

CLASS CODE	TITLE	SALARY RANGE	ANNUAL RANGE	
1282	Records Management Officer	4879	101,873-	126,554
7982	Risk Management & Prevention Program Manager	4883	101,957-	126,637
1530	1 Risk Manager I	3942	82,308-	102,270
1530	2 Risk Manager II	4880	101,894-	126,575
1530	3 Risk Manager III	5863	122,419-	152,090
1728	Safety Administrator	5174	108,033-	134,217
4126	1 Sanitation Solid Resources Manager I	5277	110,183-	136,889
4126	2 Sanitation Solid Resources Manager II	5863	122,419-	152,090
4128	1 Sanitation Wastewater Manager I	4443	92,769-	115,278
4128	2 Sanitation Wastewater Manager II	5277	110,183-	136,889
4128	3 Sanitation Wastewater Manager III	5863	122,419-	152,090
0807	Second Deputy General Manager Harbor	7882	164,576-	204,457
3146	Senior Park Maintenance Supervisor	3367	70,302-	87,341
3832	Signal Systems Superintendent	4504	94,043-	116,844
1850	Stores Superintendent	4378	91,412-	113,566
4160	1 Street Services General Superintendent I	5023	104,880-	130,312
4160	2 Street Services General Superintendent II	5863	122,419-	152,090
4158	1 Street Services Superintendent I	4085	85,294-	105,966
4158	2 Street Services Superintendent II	4510	94,168-	116,970
3160	1 Street Tree Superintendent I	4085	85,294-	105,966
3160	2 Street Tree Superintendent II	5023	104,880-	130,312
9237	Superintendent Planning & Development Rec & Parks	5863	122,419-	152,090
2472	Superintendent of Recreation and Parks Operations	5863	122,419-	152,090
1865	1 Supply Services Manager I	4879	101,873-	126,554
1865	2 Supply Services Manager II	5863	122,419-	152,090
8870	Taxicab Administrator	4842	101,100-	125,614
7640	Telecommunications Planning & Utilization Officer	4747	99,117-	123,129
7650	1 Telecommunications Regulatory Officer I	4368	91,203-	113,316
7650	2 Telecommunications Regulatory Officer II	4747	99,117-	123,129
7650	3 Telecommunications Regulatory Officer III	5158	107,699-	133,820
0803	Traffic Manager	6505	135,824-	168,752
4125	1 Wastewater Collection Manager I	4378	91,412-	113,566
4125	2 Wastewater Collection Manager II	5863	122,419-	152,090
7880	Wastewater Residuals Research Engineer	5863	122,419-	152,090
7840	1 Wastewater Treatment Laboratory Manager I	4368	91,203-	113,316
7840	2 Wastewater Treatment Laboratory Manager II	5136	107,239-	133,214
7840	3 Wastewater Treatment Laboratory Manager III	5863	122,419-	152,090
3784	1 Wastewater Treatment Maintenance Manager I	4443	92,769-	115,278
3784	2 Wastewater Treatment Maintenance Manager II	5277	110,183-	136,889
3784	3 Wastewater Treatment Maintenance Manager III	5863	122,419-	152,090
4127	1 Wastewater Treatment Plant Manager I	4435	92,602-	115,049
4127	2 Wastewater Treatment Plant Manager II	4665	97,405-	121,020
4127	3 Wastewater Treatment Plant Manager III	5175	108,054-	134,279
1766	1 Workers' Compensation Administrator I	4880	101,894-	126,575
1766	2 Workers' Compensation Administrator II	5863	122,419-	152,090
9501	Zoo Assistant General Manager	6462	134,926-	167,625

APPENDIX H

Operative on July 1, 2013

CLASS CODE	TITLE	SALARY RANGE	ANNUAL RANGE	
9206	311 Director	6100	127,368-	158,229
9422 1	Airport Environmental Manager I	5079	106,049-	131,753
9422 2	Airport Environmental Manager II	6100	127,368-	158,229
7260 1	Airport Manager I	4687	97,864-	121,563
7260 2	Airport Manager II	5343	111,561-	138,622
7260 3	Airport Manager III	6625	138,330-	171,863
3331	Airports Maintenance Superintendent	4480	93,542-	116,218
1788 1	Airports Public & Community Relations Director I	4303	89,846-	111,604
1788 2	Airports Public & Community Relations Director II	5491	114,652-	142,422
1957	Asset Manager	6100	127,368-	158,229
1577	Assistant Chief Grants Administrator	5077	106,007-	131,711
9232	Assistant City Librarian	6987	145,888-	181,238
4219 1	Assistant Deputy Superintendent of Building I	5768	120,435-	149,668
4219 2	Assistant Deputy Superintendent of Building II	6100	127,368-	158,229
7225	Assistant Director Bureau of Sanitation	6987	145,888-	181,238
7536	Assistant Director Bureau of Street Lighting	6100	127,368-	158,229
4156	Assistant Director Bureau of Street Services	6987	145,888-	181,238
7298	Assistant Director of Contract Administration	6722	140,355-	174,390
9651	Assistant Director of Finance	6987	145,888-	181,238
9701	Assistant GM El Pueblo Historic Monument	5327	111,227-	138,205
9244	Assistant General Manager Animal Regulation	6100	127,368-	158,229
9251	Assistant General Manager Community Development	6987	145,888-	181,238
9694	Assistant General Manager Convention Center	6100	127,368-	158,229
9248	Assistant General Manager Cultural Affairs	5327	111,227-	138,205
9220	Assistant General Manager Department of Aging	6100	127,368-	158,229
9273	Assistant General Manager Emergency Preparedness	5652	118,013-	146,619
9257	Assistant General Manager General Services	6987	145,888-	181,238
9271	Assistant General Manager Housing	9138	190,801-	237,072
9381	Assistant General Manager Information Technology	6987	145,888-	181,238
9414	Assistant General Manager LACERS	6987	145,888-	181,238
9221	Assistant General Manager Neighborhood Empowerment	5652	118,013-	146,619
9241	Assistant General Manager Recreation and Parks	6987	145,888-	181,238
9263	Assistant General Manager Transportation	6987	145,888-	181,238
0603	Assistant Inspector General	6616	138,142-	171,613
9415	Assistant Retirement Plan Manager	5652	118,013-	146,619
9646	Assistant Treasurer	6440	134,467-	167,061
7998	Associate Zoning Administrator	5798	121,062-	150,378
3124	Building Construction & Maintenance Supt	5491	114,652-	142,422
3194 1	Building Construction and Maintenance Gen Sup I	5491	114,652-	142,422
3194 2	Building Construction and Maintenance Gen Supt II	6100	127,368-	158,229
1592	Chief Accountant Controller	5179	108,137-	134,363
7274 1	Chief Airports Engineer I	5652	118,013-	146,619
7274 2	Chief Airports Engineer II	6625	138,330-	171,863
1528 1	Chief Auditor Controller I	4537	94,732-	117,701
1528 2	Chief Auditor Controller II	5077	106,007-	131,711
9151	Chief Benefits Analyst	6601	137,828-	171,237
7296	Chief Construction Inspector	5258	109,787-	136,409
0302	Chief Deputy Controller	7788	162,613-	202,014
4229	Chief Electrical Inspector	5258	109,787-	136,409

APPENDIX H

Operative on July 1, 2013

CLASS CODE	TITLE	SALARY RANGE	ANNUAL RANGE	
9230	Chief Financial Officer	7102	148,289-	184,224
9286	Chief Harbor Engineer	6987	145,888-	181,238
4250 1	Chief Heating & Refrigeration Inspector I	4084	85,273-	105,945
4250 2	Chief Heating & Refrigeration Inspector II	4803	100,286-	124,612
9374	Chief Information Officer	8025	167,562-	208,174
4254	Chief Inspector	5258	109,787-	136,409
4258	Chief Inspector	5258	109,787-	136,409
1619	Chief Internal Auditor	5652	118,013-	146,619
9147	Chief Investment Officer	6100	127,368-	158,229
9182	Chief Management Analyst	6100	127,368-	158,229
3165	Chief Park Maintenance Supervisor	4687	97,864-	121,563
1968	Chief Park Ranger	5076	105,986-	131,669
4239	Chief Plumbing Inspector	5258	109,787-	136,409
2384	Chief Police Psychologist	6100	127,368-	158,229
5154 1	Chief Port Pilot I	10004 (4)	245,820-	259,518
5154 2	Chief Port Pilot II	10557 (4)	259,392-	273,862
1949 1	Chief Real Estate Officer I	5095	106,383-	132,170
1949 2	Chief Real Estate Officer II	6100	127,368-	158,229
4269	Chief Safety Engineer Elevators	5258	109,787-	136,409
4260	Chief Safety Engineer Pressure Vessels	4537	94,732-	117,701
4286 1	Chief Street Services Investigator I	4250	88,740-	110,246
4286 2	Chief Street Services Investigator II	5258	109,787-	136,409
1211 1	Chief Tax Compliance Officer I	5037	105,172-	130,688
1211 2	Chief Tax Compliance Officer II	6100	127,368-	158,229
2360	Chief Veterinarian	5515	115,153-	143,070
1189 1	Chief Wharfinger I	3468	72,411-	89,930
1189 2	Chief Wharfinger II	4550	95,004-	118,056
7999	Chief Zoning Administrator	6437	134,404-	166,977
7945 1	Chief of Airport Planning I	5347	111,645-	138,706
7945 2	Chief of Airport Planning II	6100	127,368-	158,229
9424	Chief of Aviation Technology	6607	137,954-	171,404
7258 1	Chief of Operations I	4329	90,389-	112,293
7258 2	Chief of Operations II	4555	95,108-	118,160
9180	Chief of Parking Enforcement Operations	6100	127,368-	158,229
9200	Chief of Transit Programs	6100	127,368-	158,229
2492	Child Care Program Manager	3626	75,710-	94,044
0566	City Attorney Chief Administrative Assistant	6100	127,368-	158,229
0536	City Attorney Financial Manager	4465	93,229-	115,821
2496	Community Affairs Advocate	5077	106,007-	131,711
8500	Community Housing Programs Manager	5037	105,172-	130,688
9247	Concessions Manager	6100	127,368-	158,229
9168	Contract Administrator	5338	111,457-	138,476
9165 1	Contract Compliance Program Manager I	4496	93,876-	116,636
9165 2	Contract Compliance Program Manager II	5613	117,199-	145,596
3330 1	Convention Center Building Superintendent I	4624	96,549-	119,935
3330 2	Convention Center Building Superintendent II	5491	114,652-	142,422
1610	Departmental Audit Manager	6100	127,368-	158,229
1593 1	Departmental Chief Accountant I	4555	95,108-	118,160
1593 2	Departmental Chief Accountant II	4808	100,391-	124,716

APPENDIX H

Operative on July 1, 2013

CLASS CODE	TITLE	SALARY RANGE	ANNUAL RANGE	
1593 3	Departmental Chief Accountant III	5652	118,013-	146,619
1593 4	Departmental Chief Accountant IV	6100	127,368-	158,229
9490 1	Deputy City Engineer I	6987	145,888-	181,238
9490 2	Deputy City Engineer II	7788	162,613-	202,014
1607	Deputy Director of Auditing	6100	127,368-	158,229
9444	Deputy Director of Planning	6987	145,888-	181,238
0162	Deputy General Manager Airports/1	9655	201,596-	250,435
0163	Deputy General Manager Airports/2	7894	164,826-	204,791
9201 1	Deputy Superintendent of Building I	6987	145,888-	181,238
9201 2	Deputy Superintendent of Building II	7788	162,613-	202,014
1806	Development and Marketing Director	5022	104,859-	130,291
1768	Director of Air Service Marketing	6100	127,368-	158,229
9302	Director of Airports Administration	7174	149,793-	186,103
9304	Director of Airports Operations	7174	149,793-	186,103
9306	Director of Airports Safety Services	7894	164,826-	204,791
1606	Director of Auditing	6987	145,888-	181,238
9259	Director of Building Services	5491	114,652-	142,422
1194	Director of Cash Management Services	6100	127,368-	158,229
7625	Director of Communications Services	6100	127,368-	158,229
4266	Director of Enforcement Operations	6100	127,368-	158,229
4321	Director of Field Operations	5049	105,423-	130,980
1608	Director of Financial Analysis and Reporting	6987	145,888-	181,238
3535	Director of Fleet Services	6100	127,368-	158,229
1568	Director of Housing	6100	127,368-	158,229
7270 1	Director of Maintenance Airports I	5491	114,652-	142,422
7270 2	Director of Maintenance Airports II	6100	127,368-	158,229
1858	Director of Materials Management Services	5343	111,561-	138,622
7974	Director of Materials Testing Services	6100	127,368-	158,229
3722 1	Director of Police Transportation I	4808	100,391-	124,716
3722 2	Director of Police Transportation II	6100	127,368-	158,229
9231	Director of Port Administration	6769	141,336-	175,580
3123 1	Director of Port Construction & Maintenance I	5491	114,652-	142,422
3123 2	Director of Port Construction & Maintenance II	6100	127,368-	158,229
1782 1	Director of Port Marketing I	4964	103,648-	128,767
1782 2	Director of Port Marketing II	6100	127,368-	158,229
9233	Director of Port Operations	6424	134,133-	166,622
1488	Director of Printing Services	5832	121,772-	151,276
1857 1	Director of Purchasing Services I	4555	95,108-	118,160
1857 2	Director of Purchasing Services II-General Service	5343	111,561-	138,622
3208	Director of Security Services	3864	80,680-	100,203
1863	Director of Supplies	6100	127,368-	158,229
9375	Director of Systems	6100	127,368-	158,229
6157	Division Librarian	6100	127,368-	158,229
9486	Engineer of Surveys	6100	127,368-	158,229
3750	Equipment Superintendent	5142	107,364-	133,402
3170	Event Services Manager	5632	117,596-	146,118
9186	Executive Assistant Airports	6899	144,051-	178,983
9225	Executive Director Commission on Status of Women	4,480.00 BW		
2475	Executive Director Exposition Park Complex	6100	127,368-	158,229

APPENDIX H

Operative on July 1, 2013

CLASS CODE	TITLE	SALARY RANGE	ANNUAL RANGE	
9020	Executive Director Human Relations Commission	4,912.80 BW		
9252	Executive Officer City Clerk	6987	145,888-	181,238
1557 1	Financial Manager I	4537	94,732-	117,701
1557 2	Financial Manager II	5652	118,013-	146,619
9197	Fire Administrator	7561	157,873-	196,147
0805	First Deputy General Manager Harbor	9655	201,596-	250,435
3188 1	General Services Police Chief I	5552	115,925-	144,030
3188 2	General Services Police Chief II	5937	123,964-	154,011
2458	Golf Manager	6100	127,368-	158,229
9279 1	Harbor Engineer I	5652	118,013-	146,619
9279 2	Harbor Engineer II	6100	127,368-	158,229
9234 1	Harbor Planning & Research Director I	4555	95,108-	118,160
9234 2	Harbor Planning & Research Director II	5343	111,561-	138,622
9480	Harbor Public & Community Relations Director	5343	111,561-	138,622
4130	Hyperion Treatment Plant Manager	6987	145,888-	181,238
1409 1	Information Systems Manager I	5142	107,364-	133,402
1409 2	Information Systems Manager II	6100	127,368-	158,229
4281 1	Lot Cleaning Superintendent I	4250	88,740-	110,246
4281 2	Lot Cleaning Superintendent II	4691	97,948-	121,710
9437 1	Marine Environmental Manager I	5287	110,392-	137,161
9437 2	Marine Environmental Manager II	5878	122,732-	152,487
9635	Marketing Manager	5343	111,561-	138,622
2338	Medical Services Administrator	6100	127,368-	158,229
6229 1	Observatory Director I	5077	106,007-	131,711
6229 2	Observatory Director II	6100	127,368-	158,229
9264	Parking Administrator	6987	145,888-	181,238
9025 1	Parking Enforcement Manager I	4380	91,454-	113,608
9025 2	Parking Enforcement Manager II	5142	107,364-	133,402
5153	Pilot Service Manager	11136	232,519-	288,896
9196 1	Police Administrator I	6100	127,368-	158,229
9196 2	Police Administrator II	6987	145,888-	181,238
9196 3	Police Administrator III	7959	166,183-	206,482
1781	Port Marketing Manager	4202	87,737-	108,994
7928	Principal Architect	6653	138,914-	172,594
7946	Principal City Planner	6100	127,368-	158,229
9489	Principal Civil Engineer	6100	127,368-	158,229
9653	Principal Deputy Controller	6987	145,888-	181,238
7875	Principal Environmental Engineer	6100	127,368-	158,229
3147 1	Principal Grounds Maintenance Supervisor I	3354	70,031-	86,986
3147 2	Principal Grounds Maintenance Supervisor II	4171	87,090-	108,221
2464 1	Principal Recreation Supervisor I	3626	75,710-	94,044
2464 2	Principal Recreation Supervisor II	4171	87,090-	108,221
9266	Principal Transportation Engineer	6100	127,368-	158,229
1964 1	Property Manager I	4808	100,391-	124,716
1964 2	Property Manager II	5343	111,561-	138,622
1964 3	Property Manager III	5788	120,853-	150,169
1964 4	Property Manager IV	6437	134,404-	166,977
1800 1	Public Information Director I	4303	89,846-	111,604
1800 2	Public Information Director II	5053	105,506-	131,085

APPENDIX H

Operative on July 1, 2013

CLASS CODE	TITLE	SALARY RANGE	ANNUAL RANGE	
1282	Records Management Officer	5076	105,986-	131,669
7982	Risk Management & Prevention Program Manager	5079	106,049-	131,753
1530 1	Risk Manager I	4102	85,649-	106,404
1530 2	Risk Manager II	5077	106,007-	131,711
1530 3	Risk Manager III	6100	127,368-	158,229
1728	Safety Administrator	5383	112,397-	139,645
4126 1	Sanitation Solid Resources Manager I	5491	114,652-	142,422
4126 2	Sanitation Solid Resources Manager II	6100	127,368-	158,229
4128 1	Sanitation Wastewater Manager I	4624	96,549-	119,935
4128 2	Sanitation Wastewater Manager II	5491	114,652-	142,422
4128 3	Sanitation Wastewater Manager III	6100	127,368-	158,229
0807	Second Deputy General Manager Harbor	8200	171,216-	212,725
3146	Senior Park Maintenance Supervisor	3503	73,142-	90,870
3832	Signal Systems Superintendent	4687	97,864-	121,563
1850	Stores Superintendent	4555	95,108-	118,160
4160 1	Street Services General Superintendent I	5226	109,118-	135,574
4160 2	Street Services General Superintendent II	6100	127,368-	158,229
4158 1	Street Services Superintendent I	4250	88,740-	110,246
4158 2	Street Services Superintendent II	4691	97,948-	121,710
3160 1	Street Tree Superintendent I	4250	88,740-	110,246
3160 2	Street Tree Superintendent II	5226	109,118-	135,574
9237	Superintendent Planning & Development Rec & Parks	6100	127,368-	158,229
2472	Superintendent of Recreation and Parks Operations	6100	127,368-	158,229
1865 1	Supply Services Manager I	5076	105,986-	131,669
1865 2	Supply Services Manager II	6100	127,368-	158,229
8870	Taxicab Administrator	5037	105,172-	130,688
7640	Telecommunications Planning & Utilization Officer	4938	103,105-	128,099
7650 1	Telecommunications Regulatory Officer I	4545	94,899-	117,888
7650 2	Telecommunications Regulatory Officer II	4938	103,105-	128,099
7650 3	Telecommunications Regulatory Officer III	5367	112,062-	139,228
0803	Traffic Manager	6769	141,336-	175,580
4125 1	Wastewater Collection Manager I	4555	95,108-	118,160
4125 2	Wastewater Collection Manager II	6100	127,368-	158,229
7880	Wastewater Residuals Research Engineer	6100	127,368-	158,229
7840 1	Wastewater Treatment Laboratory Manager I	4545	94,899-	117,888
7840 2	Wastewater Treatment Laboratory Manager II	5343	111,561-	138,622
7840 3	Wastewater Treatment Laboratory Manager III	6100	127,368-	158,229
3784 1	Wastewater Treatment Maintenance Manager I	4624	96,549-	119,935
3784 2	Wastewater Treatment Maintenance Manager II	5491	114,652-	142,422
3784 3	Wastewater Treatment Maintenance Manager III	6100	127,368-	158,229
4127 1	Wastewater Treatment Plant Manager I	4614	96,340-	119,705
4127 2	Wastewater Treatment Plant Manager II	4853	101,330-	125,906
4127 3	Wastewater Treatment Plant Manager III	5386	112,459-	139,708
1766 1	Workers' Compensation Administrator I	5077	106,007-	131,711
1766 2	Workers' Compensation Administrator II	6100	127,368-	158,229
9501	Zoo Assistant General Manager	6722	140,355-	174,390