CITY OF LOS ANGELES

Detail of Department Programs

Supplement to the 2006-07 Proposed Budget

AS PRESENTED BY

Mayor Antonio R. Villaraigosa

CITY OF LOS ANGELES

Detail of Department Programs

Supplement to the 2006-07 Proposed Budget

2006 - 07

Prepared by the City Administrative Officer - April 2006

TABLE OF CONTENTS

INTRODUCTION **Page**

Foreword
The Blue Book
Summary of Changes in Appropriations

SECTION 1 - REGULAR DEPARTMENTAL PROGRAM COSTS

Aging 1
Animal Services 11
Building and Safety 25
City Administrative Officer 41
City Attorney 55
City Clerk 71
Commission for Children, Youth and Their Families 83
Commission on the Status of Women 91
Community Development 99
Controller 113
Convention Center 121
Council 127
Cultural Affairs 131
Disability 141
El Pueblo Department 149
Emergency Management 155
Employee Relations Board 163
Environmental Affairs 169
Ethics Commission 181
Finance 189
Fire 197
General Services 219
Housing 239
Human Relations Commission 263
Information Technology Agency 271
Mayor 297
Neighborhood Empowerment 301
Personnel 309
Planning 323
Police 337
Public Works
- Board Office 357
- Contract Administration 371
- Engineering 381
- Sanitation 401
- Street Lighting 421
- Street Services 431

Transportation 447
Treasurer 467
Zoo 473

SECTION 2 - OTHER PROGRAM COSTS **Page**

Library Department 483
Recreation and Parks Department 491
City Employees' Retirement Fund 507
Fire and Police Pension Fund 509

Nondepartmental

Appropriation to Convention Center Revenue Fund 511
Business Improvement District Trust Fund 513
Capital Finance Administration Fund 515
Capital Improvement Expenditure Program
- Summary 531
- Municipal Facilities 535
- Physical Plant 557
- Wastewater System Improvement Program 561

City Ethics Commission Matching Campaign Fund 567
Emergency Operations Fund 569
Efficiency Projects and Police Hiring Fund 571
General City Purposes 573
Human Resources Benefits 589
Judgment Obligation Bonds Debt Service Fund 593
Liability Claims 595
Neighborhood Empowerment Fund 597
Proposition A Local Transit Assistance Fund 601
Proposition C Transit Improvement Fund 611
Solid Waste Resources Revenue Fund 619
Special Parking Revenue Fund 623
Special Police Communications/9-1-1 System Tax Fund 627
Stormwater Pollution Abatement Fund 629
Telecommunications Fund, Liquidated Damages and Lost Franchise Fees 635
Unappropriated Balance 639
Water and Electricity 643
2006 Tax and Revenue Anticipation Notes, Debt Service Fund 645

FOREWORD

CITY OF LOS ANGELES BUDGET SYSTEM

The City's budget system provides for analysis, review, funding, and control through the use of three major forms of budgeting. The historical approach to the budget process is the allocation and control of appropriated funds according to objects of expenditure, commonly called "line item budgeting." The City's funds are appropriated in this manner.

In 1952-53, the City added the concept of performance budgeting whereby departments and offices present a work program as the basis of their budgetary needs. Thus, departments indicate the work units they plan to accomplish with the appropriated funds in addition to the amount they will spend by line item to accomplish that work. After review and modification through the budget process, the final work program represents the service levels and work units to be accomplished in accord with the funding provided in the adopted budget. At the end of the current fiscal year, departments prepare their annual expenditure program for the upcoming fiscal year which sets forth how the appropriated funds will be allocated during each of the 12 reporting periods based on their expected needs.

In 1972-73, the City modified the budget system to place primary emphasis on program objectives and their attainment by incorporating selected features of program budgeting. The City’s approach differs from program budgeting theory in that its programs are defined within rather than across departmental frameworks. The program structure, however, permits citywide summarization of departmental programs into the City’s functions and subfunctions, which appear in Section 6 of the budget document.

The City then further modified the budget system to include “decision packages” drawn from zero-based budgeting. This concept requires departments to prioritize requested changes from the adopted budget. Thus, the City’s budget system evolved into a modified program budget.

THE BLUE BOOK

I. OVERVIEW

This supporting document – the "Blue Book"- describes the Mayor's proposed changes to the adopted budget for the ensuing fiscal year. The Blue Book supplements the budget document which presents financial information by line item. The Blue Book describes budgetary changes by program within each department. These changes are further subdivided into major categories.

The Blue Book is comprised of two sections as follows:

- Section 1 presents changes in appropriations for budgets controlled by the Mayor and Council (i.e. Police, Fire, Transportation, Public Works). Changes are shown for each program and each department.

- Section 2 presents changes in appropriations for budgets of departments having control of their own funds and depending upon the General Fund for some of their operating funds (i.e. Library and Recreation and Parks). Changes in appropriations for selected non-departmental funds are also presented.

II. THE PRESENTATION OF DEPARTMENT BUDGETS

FUNDING, STAFFING AND BUDGET HIGHLIGHTS

The first page of each department's material summarizes significant financial and position changes from the current year's adopted budget to the ensuing year's proposed budget.

RECAPITULATION OF CHANGES BY ACCOUNT AND FUNDING SOURCE

This page provides a summary of changes in appropriations by budgetary account and funding source. A detailed explanation of the changes appears on the following pages.

CHANGES APPLICABLE TO VARIOUS PROGRAMS AND CHANGE CATEGORIES

For efficiency, changes involving two or more budgetary programs are explained in this section of the departmental material. These changes are then apportioned as single entries in the affected programs. Single-program changes are shown only in the programs affected. Changes are categorized as follows:

OBLIGATORY CHANGES

These are changes that must be provided according to established policy such as interim salary adjustments, salary step and turnover effect and changes in funding to reflect the number of working days during the ensuing fiscal year. Changes mandated by federal, State or City law, as well as contractually obligated are also included in this category.

DELETION OF ONE-TIME SERVICES

These changes are provided according to established policy that includes the deletion of funding for resolution position authorities and deletion of all one-time funding for expenses or equipment.

CONTINUATION OF SERVICES

These funding changes are needed to continue the existing level of departmental services. These changes may include regularizing position authorities that were previously resolution authorities or providing funding for items that were approved in the current fiscal year after the budget was adopted. The continuation of existing services may require additional funding resources due to salary or expense increases. For example, in order for the City to maintain the existing number of street resurfacing miles, additional funding is needed in the proposed budget due to the higher cost of materials and supplies.

INCREASED SERVICES

These are funding increases to augment existing service levels within programs or functions. These changes include workload or service level increases where the Mayor's Office has directed additional resources to augment the service based on his budget priorities.

REDUCED SERVICES

These changes reflect a reduction in service level within programs or functions due to funding priorities or the need to transfer existing funding to an existing or new service. Changes include workload changes, service level changes or changes to the type of service provided.

EFFICIENCIES TO SERVICES

These changes are a result of efficiency or productivity improvements that affect service levels. Some efficiency changes may appear to increase funding for a particular service; however, efficiencies may be gained by departments providing increased services to the public or by allowing the public to have better access to City departments and information.

NEW SERVICES

These are changes where additional resources and funding have been provided within departments' budgets for them to provide a new service to the public.

NEW FACILITIES

These changes reflect funding or position increases to open, operate and maintain new City facilities. New facilities may include animal shelters, fire stations, police facilities or recreation centers.

TRANSFER OF SERVICES

These changes reflect the transfer of funding and/or positions between departments that will result in better alignment of City services provided by departments. Usually, these transfers do not increase or decrease the overall funding contained in the budget .

OTHER CHANGES OR ADJUSTMENTS

This category reflects changes that either fit into multiple categories or do not fit neatly in any of the categories above. These changes may also include position changes where funding is not increased or decreased.

CHANGES IN DIRECT AND TOTAL COSTS AND POSITIONS

Financial changes in departments are expressed in terms of direct and total costs. Changes in direct costs consist of changes in departmental appropriations for salaries, expense, equipment and special accounts. Changes in total costs consist of the sum of direct costs plus estimated related costs for employee benefits such as retirement, health and dental insurance. Additional costs related to departmental operations that are appropriated in other budgets such as in the City Employees' Retirement System for retirement and Human Resource Benefits for health, dental and other insurance programs are reported as related costs in Exhibit G of the budget document.

Personnel changes are expressed in terms of the number of permanent, regular positions to be added or deleted from the adopted budget. Changes in temporary personnel (referred to as resolution authority positions) are not added to the permanent position total.

INDICATORS OF WORKLOAD

The Workload Indicators presented illustrate the historical and estimated future production of City operations funded by the Proposed Budget. They provide additional context for the changes presented. Several departments have transitioned from using the traditional workload indicators to performance measures. These performance measures focus on achieving results rather than funding of departments and illustrate the existing and projected service level of City operations funded by the Proposed Budget.

SELECTED BUDGETARY TERMS

The following budgetary terms appear in the Blue Book. Each of these are standard technical adjustments applied to all departmental budgets. To promote clarity for the reader, they are defined below:

SALARY STEP PLAN AND TURNOVER EFFECT

The City compensation system is composed of compensation ranges. Ranges have multiple steps or levels. Most ranges have five steps. Assuming satisfactory performance, incumbents in each range move from step to step over a period of time.

The Salary Step Plan and Turnover Effect is the estimated net effect of the salary step effect and the turnover effect for the budget year. The salary step effect reflects employees who stay with the City over the course of the budget year. Those employees may move from their existing salary step to a higher salary step. The timing and resulting cost of this movement varies for each position.

Simultaneously, employees who have been with the City for a period of time may vacate their position at a certain salary step (generally, the salary step is higher the longer the time of service in the position). Replacements for those employees often are hired at lower salary steps. The resulting cost difference is the turnover effect.

SALARY SAVINGS

The City has a dynamic workforce with employees constantly leaving, being hired and being promoted. When a funded position is vacated, it generally takes time to hire a replacement. Salary savings reflects those costs not incurred between the time the position is vacated and the time a replacement is hired. These savings are deducted from the departmental budgets.

CHANGE IN THE NUMBER OF WORKING DAYS

Due to differences between the City's pay schedule and the calendar year, the number of working days in a fiscal year can vary by one or two days. The cost impact of this is estimated and included in the Proposed Budget.

DELETION OF ONE-TIME EXPENSE, EQUIPMENT OR SPECIAL FUNDING

Each year, the adopted budget contains funding for one-time expenditures. Funding for these items is deleted from the adopted budget base as a technical change. These technical changes are shown in order to allow the reader to follow all the changes made to the budget and better compare the Mayor's Proposed Budget with the current year budget. New one-time expense, equipment or special items must be justified separately for inclusion in the Proposed Budget.

DELETION OF FUNDING FOR RESOLUTION AUTHORITIES

Each year, the adopted budget contains funding for resolution authorities. Due to their limited-term and temporary nature, funding for these items is deleted from the adopted budget as a technical change. Continuation of funding and position authority for these positions are dependent upon the continuing need in the next fiscal year. This technical change is shown in order to allow the reader to follow all the changes made to the budget and better compare the Mayor's Proposed Budget with the current year budget.

POSITION AUTHORITIES

Position authorities are categorized and granted depending on the need and length of time for the position. The various position categories are listed below:

- Regular authorities are considered long-term, permanent, ongoing positions required by the City and are authorized by an Ordinance adopted by the Council and Mayor.
- Resolution authorities are considered limited-term, temporary positions required by the City and are authorized by Council resolution. These are generally associated with projects of limited duration or funding.
- Substitute authorities are considered temporary authorities. They are often authorized to resolve a variety of temporary staffing problems. These positions are generally unfunded. This authority is not intended to allow for significant changes to the existing work program or budgetary authority.
- In-lieu authorities are considered temporary authorities. They exist to allow for limited management flexibility in the level of the employee hired. An in-lieu authority can only be authorized at a level equal to or lower than the level of the funded position. This authority is also not intended to allow for significant changes to the existing work program or budgetary authority.

MICLA

The Municipal Improvement Corporation of Los Angeles (MICLA) is a 501(c)4 non-profit financing corporation established by the City in 1984 to assist in the financing of capital projects and equipment. MICLA is directed by a five-member board whose members are appointed by the MICLA Board and confirmed by the City Council. The City Administrative Officer is the liaison between the MICLA Board and the City.

SUMMARY OF CHANGES IN APPROPRIATIONS

2006-07 Proposed Budget		$ 6,672,047,645
2005-06 Adopted Budget		5,985,274,079
Net Change		$ 686,773,566
Percentage Change		11.5%

The net change of ($566,525,040) is accounted for as follows:
(see Section 2 for complete detail):

Obligatory		$ 107,561,826
Employee Compensation Adjustments	$ 41,126,391	
Salary Step Changes	64,207,764	
Change in Number of Working Days	(9,627,141)	
Full-year Funding for Partially Financed Positions in the 2004-05 Budget	4,999,812	
Other	6,855,000	
Total	$ 107,561,826	
Obligatory - One-Time Deletes		(133,852,929)
Deletion of one-time expense funding	(33,024,392)	
Deletion of funding for Resolution Authorities	(70,132,957)	
Deletion of 2005-06 Equipment	(29,695,580)	
Other	(1,000,000)	
Total	$ (133,852,929)	
Efficiency and Reduction Changes		2,259,427
Aging	(59,292)	
City Administrative Officer	78,745	
City Clerk	(55,917)	
Commission for Children, Youth, and Their Families	(58,656)	
Commission on the Status of Women	(10,000)	
Controller	(2,000)	
Environmental Affairs	(170,143)	
Fire	(1,537,541)	
General Services	(3,254,529)	
Housing	127,512	
Information Technology Agency	(1,693,212)	
Neighborhood Empowerment	(249,434)	
Personnel	44,444	
PW Board	(257,945)	
PW Sanitation	86,232	
PW Street Lighting	1,585,875	
PW Street Services	(400,000)	
Recreation and Parks	15,774	
Transportation	8,068,723	
Zoo	791	
	$ 2,259,427	

Continuation of Current Service Levels			$	180,921,750
Aging	$	512,544		
Animal Services		257,496		
Building and Safety		10,123,131		
City Administrative Officer		598,421		
City Attorney		17,133,036		
City Clerk		166,320		
Commission on Children, Youth, and Their Families		441,216		
Commission on the Status of Women		108,432		
Community Development		1,609,682		
Controller		2,024,564		
Convention Center		236,460		
Disability		564,302		
El Pueblo		286,116		
Emergency Management		145,344		
Ethics		204,876		
Finance		1,815,333		
Fire		14,014,118		
General Services		5,135,776		
Housing		8,823,252		
Human Relations Commission		428,727		
Information Technology Agency		11,061,522		
Library		7,000		
Mayor		699,684		
Neighborhood Empowerment		72,552		
Personnel		6,371,013		
Planning		3,770,487		
Police		33,544,786		
PW Board		245,508		
PW Engineering		2,932,371		
PW Sanitation		1,131,217		
PW Street Lighting		157,476		
PW Street Services		46,674,169		
Recreation and Parks		5,971,735		
Transportation		3,466,608		
Treasurer		67,940		
Zoo		118,536		
Total	$	180,921,750		
Increased Service Level Changes				68,297,952
Animal Services		183,744		
Building and Safety		217,182		
City Administrative Officer		217,500		
City Clerk		472,538		
Convention Center		719,114		
Council		2,377,603		
Cultural Affairs		62,040		
Emergency Management		560,800		
Ethics		87,278		
Finance		69,000		
Fire		11,229,832		
General Services		1,331,474		
Housing		1,662,876		
Information Technology Agency		3,353,948		

Increased Service Level Changes (Continued)			
Library	$	4,245,905	
Mayor		534,576	
Neighborhood Empowerment		90,000	
Personnel		1,091,922	
Planning		581,358	
Police		20,490,689	
PW Board		920,855	
PW Contract Administration		3,360,226	
PW Engineering		35,290	
PW Sanitation		4,911,872	
PW Street Services		1,698,471	
Recreation and Parks		4,888,395	
Transportation		2,183,596	
Zoo		719,868	
Total	$	68,297,952	
New Services			30,452,071
Building and Safety		69,444	
City Administrative Officer		150,000	
City Attorney		172,924	
City Clerk		14,206,734	
Controller		5,716,262	
Cultural Affairs		(150,000)	
Environmental Affairs		154,405	
Ethics		111,500	
Fire		953,300	
General Services		2,575,787	
Housing		1,611,630	
Information Technology Agency		1,580,545	
Neighborhood Empowerment		50,000	
Personnel		484,344	
Planning		150,000	
PW Board		105,096	
PW Sanitation		2,450,327	
PW Street Lighting		59,773	
Total	$	30,452,071	
New Facility Costs			14,436,332
Animal Services		7,002,151	
Cultural Affairs		163,112	
General Services		1,768,331	
Information Technology Agency		2,280,744	
PW Sanitation		494,871	
Recreation and Parks		2,386,923	
Zoo		340,200	
Total	$	14,436,332	

Other Changes or Transfers - Departmental			$	5,581,858
Building and Safety	$	311,028		
El Pueblo		12,444		
Fire		(1,912,157)		
General Services		13,684,282		
Housing		559,520		
Human Relations Commission		109,344		
Information Technology Agency		(260,670)		
Personnel		112,632		
Planning		72,000		
Police		(7,364,085)		
PW Engineering		(21,563)		
PW Sanitation		(213,931)		
PW Street Services		208,448		
Treasurer		73,466		
Zoo		211,100		
Total	$	5,581,858		
Other Changes or Adjustments - Non-Departmental				411,115,279
City Employees Retirement Fund		6,611,421		
Tax and Revenue Anticipation Notes (Cash Flow, Pensions, and Retirement)		208,113,133		
Bond Redemption and Interest		4,942,415		
Capital Finance		(3,043,914)		
Capital Improvement Expenditure Program:				
Municipal Facilities		22,029,094		
Physical Plant		10,919,757		
Wastewater		43,000,000		
General City Purposes		(1,908,247)		
Human Resources Benefits		(15,386,381)		
Liability Claims		1,000,000		
Proposition A		9,598,504		
Proposition C Transit Improvement Fund		20,513,718		
Special Parking Revenue Fund		26,331,217		
Unappropriated Balance		(19,133,983)		
Wastewater Special Purpose Fund		42,007,615		
Water and Electricity		1,208,645		
Other		54,312,285		
Total	$	411,115,279		
TOTAL APPROPRIATIONS CHANGE			$	686,773,566

SECTION 1

2006-07

Regular Departmental Program Costs

CITY OF LOS ANGELES

DEPARTMENT OF AGING

2006-07 Proposed Budget

FUNDING

	2005-06 Estimated	2005-06 Budget	2006-07 PROPOSED Amount	%Change
Salaries	$ 3,366,000	$ 3,365,293	**$ 3,345,041**	(0.6)%
Expense	111,000	111,162	**111,162**	-- %
Equipment	--	--	**--**	-- %
Special	--	--	**--**	-- %
TOTAL	**$ 3,477,000**	**$ 3,476,455**	**$ 3,456,203**	(0.6)%

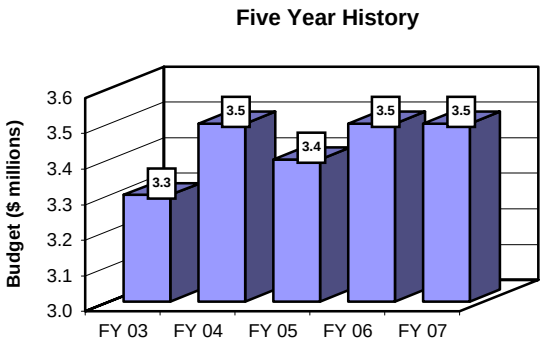

STAFFING

	June 30, 2006 Projected Staffing	2005-06 Adopted Budget	2006-07 PROPOSED Authorized Staffing	%Change
Regular	42	43	**42**	(2.3)%
Resolution	8	8	**8**	

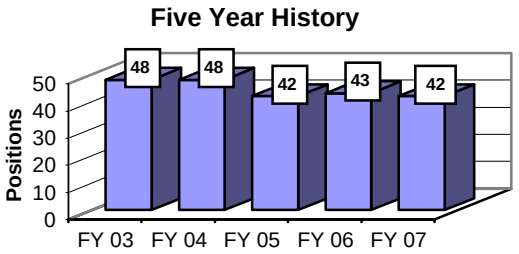

BUDGET HIGHLIGHTS

	Direct Cost	Positions
◆ Senior Social Services (Five resolution authorities)	$ 309,490	--
◆ Family Caregiver Support (Three resolution authorities)	203,054	--

Recapitulation of Changes

	Adopted Budget 2005-06	Total Budget Changes	Budget Appropriation 2006-07
EXPENDITURES AND APPROPRIATIONS			
Salaries			
Salaries General	3,361,393	(20,252)	3,341,141
Overtime General	3,900	-	3,900
Total Salaries	3,365,293	(20,252)	3,345,041
Expense			
Printing and Binding	15,801	-	15,801
Travel	9,359	-	9,359
Contractual Services	25,861	-	25,861
Transportation	9,200	-	9,200
Office and Administrative	47,969	-	47,969
Operating Supplies	2,972	-	2,972
Total Expense	111,162	-	111,162
Total Aging	3,476,455	(20,252)	3,456,203
SOURCES OF FUNDS			
General Fund	1,163,580	15,411	1,178,991
Community Development Trust Fund (Sch. 8)	342,162	(50,852)	291,310
Older Americans Act Fund (Sch. 21)	1,585,730	8,456	1,594,186
Proposition A Local Transit Fund (Sch. 26)	300,705	5,387	306,092
Older Californians Act Funds (Schedule 29)	84,278	1,346	85,624
Total Funds	3,476,455	(20,252)	3,456,203
Percentage Change			-.58%
Positions	43	(1)	42

Changes Applicable to Various Programs

The following changes involve two or more budgetary programs. These changes are explained below and apportioned as single entries in the affected programs. Single-program changes are shown only in the programs involved.

Program Changes	Direct Cost	Positions	Total Cost
Changes in Salaries, Expense, Equipment and Special			
Obligatory Changes			
1 . **2006-07 Employee Compensation Adjustment** Related costs consist of employee benefits. *SG $88,423* Related Costs: $22,424	88,423	-	110,847
2 . **Salary Step Plan and Turnover Effect** Related costs consist of employee benefits. *SG $(19,415)* Related Costs: $(4,924)	(19,415)	-	(24,339)
3 . **Change in Number of Working Days** One less working day. Related costs consist of employee benefits. *SG $(11,102)* Related Costs: $(2,816)	(11,102)	-	(13,918)
Deletion of One-Time Services			
4 . **Deletion of Funding for Resolution Authorities** Delete funding for eight resolution authority positions. Due to the City's current financial constraints, only critical positions will be continued. Related costs consist of employee benefits. Continued: Senior Social Services (Five positions) - See Item 6. Family Caregiver Support Program (Three positions) - See Item 9. *SG $(531,410)* Related Costs: $(134,766)	(531,410)	-	(666,176)
TOTAL CHANGES APPLICABLE TO VARIOUS PROGRAMS	(473,504)	-	

Senior Social Services

This program provides for the administration, program development and coordination of nutrition, social services and special programs for senior citizens funded through federal and state grants and designated local sales tax revenues.

Program Changes	Direct Cost	Positions	Total Cost
Changes in Salaries, Expense, Equipment and Special			
5 . **Apportionment of Changes Applicable to Various Programs** Related costs consist of employee benefits Related Costs: $(40,052)	(157,932)	-	(197,984)
Continuation of Services			
6 . **Senior Social Services** Continue funding and resolution position authority for one Management Analyst II, one Senior Management Analyst I, one Clerk Typist, one Systems Analyst I and one Auditor I to provide necessary fiscal and program oversight of Senior Social Services activities and the Citywide Information and Assistance Program. Funding will be provided from the Community Development Block Grant and the General Fund. Related costs consist of employee benefits. *SG $309,490* Related Costs: $116,774	309,490	-	426,264
Reduced Services			
7 . **Home Secure Program** Delete funding and regular position authority for one Management Analyst I. This position provided services under the Home Secure Program previously administered by the Department. The Home Secure Program was transferred to the Housing Department during 2005-06 (C.F. 03-2659). Related costs consist of employee benefits. *SG $(59,292)* Related Costs: $(22,692)	(59,292)	(1)	(81,984)
TOTAL SENIOR SOCIAL SERVICES	92,266	(1)	

2005-06 Program Budget	2,028,933	31
Changes in Salaries, Expense, Equipment and Special	92,266	(1)
2006-07 PROGRAM BUDGET	2,121,199	30

Family Caregiver Support

This program provides a variety of health, social and supportive services to adults caring for seniors or to seniors caring for grandchildren and other family members.

Program Changes	Direct Cost	Positions	Total Cost
Changes in Salaries, Expense, Equipment and Special			
8 . **Apportionment of Changes Applicable to Various Programs** Related costs consist of employee benefits Related Costs: $(81,558)	(321,596)	-	(403,154)
Continuation of Services			
9 . **Family Caregiver Support Program** Continue funding and resolution position authority for one Senior Management Analyst I, one Senior Clerk Typist and one Social Worker III to provide support services to staff, seniors and caregivers of seniors through the Family Caregiver Support Program. Funding is provided from the Older Americans Act, Title IIIE. Related costs consist of employee benefits. *SG $203,054* Related Costs: $74,458	203,054	-	277,512
TOTAL FAMILY CAREGIVER SUPPORT	(118,542)	-	

2005-06 Program Budget	911,339	6
Changes in Salaries, Expense, Equipment and Special	(118,542)	-
2006-07 PROGRAM BUDGET	792,797	6

Senior Employment Program

This program provides job training and placement services to assist low-income persons 55 years or older obtain unsubsidized employment.

Program Changes	Direct Cost	Positions	Total Cost
Changes in Salaries, Expense, Equipment and Special			
10 . **Apportionment of Changes Applicable to Various Programs** Related costs consist of employee benefits Related Costs: $845	3,330	-	4,175
TOTAL SENIOR EMPLOYMENT PROGRAM	3,330	-	

2005-06 Program Budget	274,859	4
Changes in Salaries, Expense, Equipment and Special	3,330	-
2006-07 PROGRAM BUDGET	278,189	4

General Administration and Support

This program provides direction and control for the Department of Aging and includes budgeting, auditing and accounting functions, personnel, payroll and management information services.

Program Changes	Direct Cost	Positions	Total Cost
Changes in Salaries, Expense, Equipment and Special			
11 . **Apportionment of Changes Applicable to Various Programs** Related costs consist of employee benefits Related Costs: $683	2,694	-	3,377
TOTAL GENERAL ADMINISTRATION AND SUPPORT	2,694	-	

2005-06 Program Budget	261,324	2
Changes in Salaries, Expense, Equipment and Special	2,694	-
2006-07 PROGRAM BUDGET	264,018	2

INDICATORS OF WORKLOAD

	ACTUAL 2000-01	ACTUAL 2001-02	ACTUAL 2002-03	ACTUAL 2003-04	ACTUAL 2004-05	EST. 2005-06	EST. 2006-07
SENIOR SOCIAL SERVICES PROGRAM							
Transportation one-way trips - Prop. A:	143,567	143,567	143,567	133,779	145,000	130,200	145,000
Number of frail/disabled persons served	-	-	-	2,871	3,100	3,100	3,100
Congregate meals served:	1,047,044	1,047,044	940,430	891,128	964,196	906,858	900,000
Number of seniors served	-	-	-	13,031	14,000	14,000	14,500
Homebound meals delivered:	754,342	754,342	750,431	845,287	839,460	845,904	850,000
Number of homebound seniors served	-	-	-	5,907	5,900	6,089	6,200
Home Secure Safety Devices Installed:	-	-	-	7,173	7,200	10,543	11,000
Number of seniors and disabled adults served	-	-	-	2,042	2,200	2,122	2,200
Health Insurance Counseling & Advocacy (hrs.):	-	-	-	2,765	3,000	3,680	3,680
Number of seniors served	-	-	-	2,741	2,800	3,250	3,250
Legal services to seniors (hrs.):	-	-	-	2,499	2,500	5,959	6,000
Number of people served	-	-	-	908	908	1,588	1,600
Nursing home ombudsman services (volunteer hrs.):	-	-	-	10,189	10,200	11,735	10,200
People/cases served	-	-	-	1,026	1,026	7,140	7,200
Emergency Alert Response System:							
New Clients Served	-	-	-	400	400	387	400
Clients Reassessments	-	-	-	609	658	882	900
Total Clients Served	-	-	-	1,012	1,093	1,295	1,150
Program Development Support:							
Coordination, Training and Consultation (hrs.)	38	60	50	126	115	115	174
Contract Administration and Monitoring	-	-	-	1,267	1,277	1,277	1,155
Fiscal Transactions and Services							
Audits conducted	25	29	32	60	64	65	75
Fiscal monitoring site reviews	123	123	150	161	160	170	180
Cost/Cash Controller Reports Processed	-	-	-	1,522	1,509	1,815	1,820
Information and Assistance:							
Client contacts total	-	-	176,262	134,418	147,894	200,000	210,000
Website Hits	-	-	145,698	167,553	162,685	170,000	180,000
Outreach Services:							
Number of Outreach events	-	-	-	750	675	675	700
Average contacts per outreach event	-	-	-	110	100	100	100
Estimated clients reached per year - PAX 30	-	-	-	5.4 Million	5.4 Million	5.4 Million	5.4 Million
Estimated clients reached per year - Channel 35	-	-	-	600,000	600,000	600,000	600,000
Fundraising Activities:							
Meals-On-Wheels City Employee Donations	-	-	-	$ 45,945	$ 50,000	$ 50,000	$ 50,000
FAMILY CAREGIVER SUPPORT PROGRAM							
Adult Day Support Center services given (hrs.)	-	-	-	241,280	241,280	289,800	340,010
Adult Day Support Center - number served	-	-	-	540	580	678	740
Outreach - caregiver education contacts	-	-	-	5,147	5,200	5,200	5,300
SENIOR EMPLOYMENT PROGRAM							
Applications received	475	500	450	402	400	350	350
Number of seniors enrolled	400	425	450	347	375	337	337
Job/training opportunities developed by site	175	175	200	12	20	10	10
Number of seniors placed in unsubsidized jobs	100	100	100	58	60	60	60
Job site monitoring visits and reports prepared	180	180	180	194	180	180	180
Hours of job training provided to employees	-	-	213,309	244,634	240,275	228,950	228,950

DEPARTMENT OF ANIMAL SERVICES

2006-07 Proposed Budget

FUNDING

	2005-06 Estimated	2005-06 Budget	2006-07 PROPOSED Amount	%Change
Salaries	$ 15,462,000	$ 16,765,802	**$ 18,125,736**	8.1%
Expense	1,301,000	1,325,792	**5,091,262**	284.0%
Equipment	15,000	15,530	**--**	-- %
Special	--	--	**--**	-- %
TOTAL	**$ 16,778,000**	**$ 18,107,124**	**$ 23,216,998**	28.2%

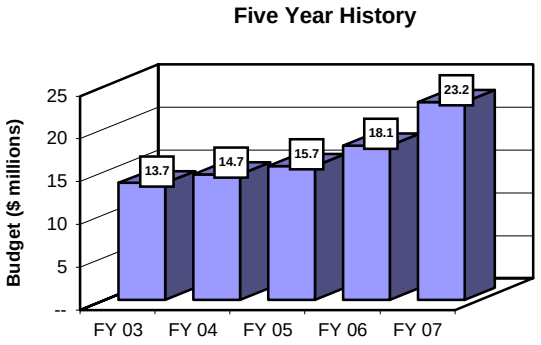

STAFFING

	June 30, 2006 Projected Staffing	2005-06 Adopted Budget	2006-07 PROPOSED Authorized Staffing	%Change
Regular	267	296	**321 ***	8.4%
Resolution	43	79	**106**	

*Five Commissioner positions are moved from the total regular authority count to a separate category. See Animal Services Item 28.

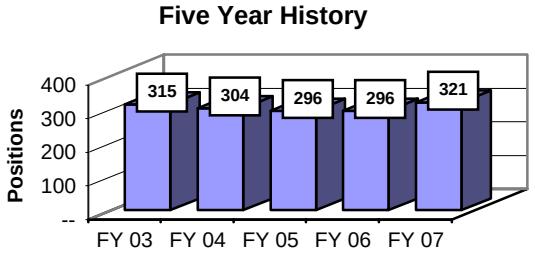

BUDGET HIGHLIGHTS

	Direct Cost	Positions
◆ North Central Animal Care and Control Center	$ 1,012,920	22
◆ West Los Angeles Animal Care and Control Center (11 resolution authorities)	674,488	--
◆ East Valley Animal Care and Control Center (16 resolution authorities)	741,624	--
◆ West Valley Animal Care and Control Center (15 resolution authorities)	446,265	--
◆ Harbor Animal Care and Control Center (12 resolution authorities)	309,190	--
◆ Northeast Valley Animal Care and Control Center (42 resolution authorities)	817,664	--
◆ Tenant Improvements for Spay and Neuter Clinics	3,000,000	--
◆ Continued Support for Expanded Facilities	210,432	5
◆ Additional Support for Expanded Facilities	73,500	1

Recapitulation of Changes

	Adopted Budget 2005-06	Total Budget Changes	Budget Appropriation 2006-07
EXPENDITURES AND APPROPRIATIONS			
Salaries			
Salaries General	16,421,258	1,359,934	17,781,192
Salaries As-Needed	263,544	-	263,544
Overtime General	81,000	-	81,000
Total Salaries	16,765,802	1,359,934	18,125,736
Expense			
Printing and Binding	102,850	-	102,850
Contractual Services	190,548	17,300	207,848
Medical Supplies	293,701	265,690	559,391
Transportation	8,700	-	8,700
Governmental Meetings	1,074	-	1,074
Uniforms	69,210	-	69,210
Private Veterinary Care Expense	67,500	-	67,500
Animal Food/Feed and Grain	120,000	131,800	251,800
Office and Administrative	280,362	219,449	499,811
Operating Supplies	191,847	3,131,231	3,323,078
Total Expense	1,325,792	3,765,470	5,091,262
Equipment			
Furniture, Office and Technical Equipment	15,530	(15,530)	-
Total Equipment	15,530	(15,530)	-
Total Animal Services	18,107,124	5,109,874	23,216,998
SOURCES OF FUNDS			
General Fund	18,107,124	5,109,874	23,216,998
Total Funds	18,107,124	5,109,874	23,216,998
Percentage Change			28.22%
Positions	296	25	321

Changes Applicable to Various Programs

The following changes involve two or more budgetary programs. These changes are explained below and apportioned as single entries in the affected programs. Single-program changes are shown only in the programs involved.

Program Changes	Direct Cost	Positions	Total Cost
Changes in Salaries, Expense, Equipment and Special			
Obligatory Changes			
1 . **2006-07 Employee Compensation Adjustment** Related costs consist of employee benefits. *SG $438,135* Related Costs: $104,539	438,135	-	542,674
2 . **Salary Step Plan and Turnover Effect** Related costs consist of employee benefits. *SG $(275,511)* Related Costs: $(65,737)	(275,511)	-	(341,248)
3 . **Change in Number of Working Days** One less working day. Related costs consist of employee benefits. *SG $(55,012)* Related Costs: $(13,126)	(55,012)	-	(68,138)
Deletion of One-Time Services			
4 . **Deletion of Funding for Resolution Authorities** Delete funding for 79 resolution authority positions. Due to the City's current financial constraints, only critical positions will be continued. Related costs consist of employee benefits. Continued: Administrative Hearing Program (Six positions) - See Item 8. North Central Animal Care and Control Center (22 positions) - See Item 11. Permit Enforcement (One position) - See Item 19. South Los Angeles Spay and Neuter Clinic (Four positions) - See Item 22. Continued Support for Expanded Facilities (Five positions) - See Item 25. *SG $(2,222,408)* Related Costs: $(530,267)	(2,222,408)	-	(2,752,675)
5 . **Deletion of One-Time Expense Funding** One-time funding for 2005-06 expense items is deleted. *EX $(203,191)*	(203,191)	-	(203,191)
6 . **Deletion of 2005-06 Equipment** One-time funding for 2005-06 equipment purchases is deleted. *EQ $(15,530)*	(15,530)	-	(15,530)
TOTAL CHANGES APPLICABLE TO VARIOUS PROGRAMS	(2,333,517)	-	

Field Operations

The program provides for the enforcement of all laws relative to the care, treatment and impoundment of animals and for the prevention of cruelty to same. Investigates nuisances created by animals, domestic and wild; and enforces the leash law and other animal related ordinances of the City.

Program Changes	Direct Cost	Positions	Total Cost
Changes in Salaries, Expense, Equipment and Special			
7 . **Apportionment of Changes Applicable to Various Programs** Related costs consist of employee benefits Related Costs: $(63,120)	(247,876)	-	(310,996)
Continuation of Services			
8 . **Administrative Hearing Program** Add resolution authority without funding for three Senior Animal Control Officer II positions, one Management Assistant position and two Clerk Typist positions for the Administrative Hearing Program. This program provides the public with a forum for dispute resolution regarding animals in the City.	-	-	-
TOTAL FIELD OPERATIONS	(247,876)	-	

2005-06 Program Budget	5,047,432	94
Changes in Salaries, Expense, Equipment and Special	(247,876)	-
2006-07 PROGRAM BUDGET	4,799,556	94

Shelter Operations

This program provides shelter for and treats injured and sick animals found without owners; houses, feeds and cares for stray and unwanted animals; quarantines animals; euthanizes sick, injured or unwanted animals; and, receives fees established by the Municipal Code for animals returned to their owners or placed in new homes.

Program Changes	Direct Cost	Positions	Total Cost
Changes in Salaries, Expense, Equipment and Special			
9 . **Apportionment of Changes Applicable to Various Programs** Related costs consist of employee benefits Related Costs: $(308,661)	(1,448,169)	-	(1,756,830)
Increased Services			
10 . **Director of Shelter Operations** Add funding and regular position authority for a Director of Shelter Operations. This position will be responsible for the day-to-day operations of all City animal care and control facilities. Related costs consist of employee benefits. *SG $110,244* Related Costs: $35,616	110,244	1	145,860
New Facilities			
11 . **North Central Animal Care and Control Center** Continue funding and add regular position authority for 22 positions to staff the renovated and expanded North Central Animal Care and Control Center. This facility is scheduled to open in April 2006. Related costs consist of employee benefits. *SG $1,012,920* Related Costs: $425,400	1,012,920	22	1,438,320
12 . **West Los Angeles Animal Care and Control Center** Add partial year funding and resolution position authority for 11 positions to staff the expanded replacement West Los Angeles Animal Care and Control Center. Funding is also added for one-time and ongoing expenses necessary to equip the facility prior to opening to the public. This facility is scheduled to open in October 2006. Related costs consist of employee benefits. *SG $348,864; EX $325,624* Related Costs: $144,648	674,488	-	819,136
13 . **East Valley Animal Care and Control Center** Add partial year funding and resolution position authority for 16 positions to staff the expanded replacement East Valley Animal Care and Control Center. Funding is also added for one-time and ongoing expenses necessary to equip the facility prior to opening to the public. This facility is scheduled to open in October 2006. Related costs consist of employee benefits. *SG $493,248; EX $248,376* Related Costs: $206,800	741,624	-	948,424

Program Changes	Direct Cost	Positions	Total Cost
Changes in Salaries, Expense, Equipment and Special			
New Facilities			
14 . **West Valley Animal Care and Control Center** Add partial year funding and resolution authority for 15 positions to staff the renovated and expanded West Valley Animal Care and Control Center. Funding is also added for one-time and ongoing expenses necessary to equip the facility prior to opening to the public. This facility is scheduled to open in December 2006. Related costs consist of employee benefits. *SG $343,890; EX $102,375* Related Costs: $144,660	446,265	-	590,925
15 . **Harbor Animal Care and Control Center** Add partial year funding and resolution position authority for 12 positions to staff the expanded replacement Harbor Animal Care and Control Center. Funding is also added for one-time and ongoing expenses necessary to equip the facility prior to opening to the public. This facility is scheduled to open in January 2007. Related costs consist of employee benefits. *SG $221,200; EX $87,990* Related Costs: $94,400	309,190	-	403,590
16 . **Northeast Valley Animal Care and Control Center** Add partial year funding and resolution position authority for 42 positions to staff the new Northeast Valley Animal Care and Control Center. Funding is also added for one-time and ongoing expenses necessary to equip the facility prior to opening to the public. This facility is scheduled to open in February 2007. Related costs consist of employee benefits. *SG $613,368; EX $204,296* Related Costs: $262,788	817,664	-	1,080,452
17 . **Tenant Improvements for Spay and Neuter Clinics** Add funding in the amount of $3,000,000 for tenant improvements for new in-house spay and neuter clinics. The new clinics will be located in the new, replacement and renovated animal care and control facilities constructed by Proposition F. The tenant improvements for the spay and neuter clinics are not eligible to be paid by Proposition F funds. The tenant improvements are necessary to open and utilize the clinics. *EX $3,000,000*	3,000,000	-	3,000,000
TOTAL SHELTER OPERATIONS	5,664,226	23	

2005-06 Program Budget	9,239,795	151
Changes in Salaries, Expense, Equipment and Special	5,664,226	23
2006-07 PROGRAM BUDGET	14,904,021	174

Licensing & Permitting Operations

This program issues licenses for dogs and equine animals maintained in the City in accordance with state and local law; collects fees; conducts inspections of animal establishments requiring the issuance of a departmental permit; and, issues permits for animal activities as required by ordinance.

Program Changes	Direct Cost	Positions	Total Cost
Changes in Salaries, Expense, Equipment and Special			
18 . **Apportionment of Changes Applicable to Various Programs** Related costs consist of employee benefits Related Costs: $(107,596)	(450,938)	-	(558,534)
Continuation of Services			
19 . **Permit Enforcement** Continue funding and add regular position authority for one Animal Control Officer I position assigned to the Permit Section. This position will generate more than $60,000 in additional permit revenue in 2006-07. Related costs consist of employee benefits. *SG $47,064* Related Costs: $19,596	47,064	1	66,660
Other Changes or Adjustments			
20 . **Facility-Use Film Permit Fees** Decrease the estimate for Film Permit revenue from $16,000 to $0. Film permit fees for department facilities will be waived in 2006-07. A combination of other General Fund or special fund revenues will be used to fund existing services.	-	-	-
TOTAL LICENSING & PERMITTING OPERATIONS	(403,874)	1	

2005-06 Program Budget	937,169	10
Changes in Salaries, Expense, Equipment and Special	(403,874)	1
2006-07 PROGRAM BUDGET	533,295	11

Pet Sterilization

Program Changes	Direct Cost	Positions	Total Cost
Changes in Salaries, Expense, Equipment and Special			
21 . **Apportionment of Changes Applicable to Various Programs** Related costs consist of employee benefits Related Costs: $173	(75,273)	-	(75,100)
Continuation of Services			
22 . **South Los Angeles Spay and Neuter Clinic** Continue resolution position authority for one Veterinarian, two Veterinarian Technicians and one Animal Care Technician to staff the in-house Spay and Neuter Clinic at the Department's South Los Angeles shelter. The Clinic is able to provide spay and neuter services for 6,500 animals adopted from the Department in 2006-07. These services have traditionally been outsourced to private veterinarians. The in-house Clinic will continue to provide improved customer service and more effective use of staff time. Direct salary costs and expenses are funded through the Veterinary Medical Trust Fund and the Animal Sterilization Trust Fund.	-	-	-
TOTAL PET STERILIZATION	(75,273)	-	

2005-06 Program Budget	381,454	2
Changes in Salaries, Expense, Equipment and Special	(75,273)	-
2006-07 PROGRAM BUDGET	306,181	2

Information and Education

Program Changes	Direct Cost	Positions	Total Cost
Changes in Salaries, Expense, Equipment and Special			
23 . **Apportionment of Changes Applicable to Various Programs** Related costs consist of employee benefits Related Costs: $1,214	5,087	-	6,301
TOTAL INFORMATION AND EDUCATION	5,087	-	

2005-06 Program Budget	762,977	14
Changes in Salaries, Expense, Equipment and Special	5,087	-
2006-07 PROGRAM BUDGET	768,064	14

General Administration and Support

This program provides overall management and administrative support necessary for the operation of the department; implements emergency operations; planning and response; training for personnel and volunteers; and public and humane education.

Program Changes	Direct Cost	Positions	Total Cost
Changes in Salaries, Expense, Equipment and Special			
24 . **Apportionment of Changes Applicable to Various Programs** Related costs consist of employee benefits Related Costs: $(26,601)	(116,348)	-	(142,949)
Continuation of Services			
25 . **Continued Support for Expanded Facilities** Continue funding and add regular position authority for one Management Analyst I, one Accounting Clerk I and three Clerk Typist positions to continue administrative support for new, replacement and expanded animal care and control facilities. Related costs consist of employee benefits. *SG $210,432* Related Costs: $91,632	210,432	5	302,064
Increased Services			
26 . **Additional Support for Expanded Facilities** Add funding and regular position authority for one Systems Analyst to respond to problem calls and perform ongoing maintenance functions at the expanded shelter facilities. Related costs consist of employee benefits. *SG $73,500* Related Costs: $26,292	73,500	1	99,792
Efficiencies to Services			
27 . **Management Support** Add funding and regular position authority for one Assistant General Manager. The new Assistant General Manager position will oversee the Human Resources division, the Information Technology division and the Office of Management and Budget. To realize savings for this new position, funding and regular position authority for one Public Information Director I is deleted. The Department will absorb the cost differential.	-	-	-

Program Changes	Direct Cost	Positions	Total Cost
Changes in Salaries, Expense, Equipment and Special			
Other Changes or Adjustments			
28 . **Creation of Commissioner Positions Category** Beginning in 2006-07, a new position category will be created for all part-time commissioners that is separate from the department's regular position authorities. This action will reduce the department's total regular count by the corresponding number of commissioners placed into the new category.	-	(5)	-
TOTAL GENERAL ADMINISTRATION AND SUPPORT	167,584	1	

2005-06 Program Budget	1,738,297	25
Changes in Salaries, Expense, Equipment and Special	167,584	1
2006-07 PROGRAM BUDGET	1,905,881	26

INDICATORS OF WORKLOAD

	ACTUAL 2000-01	ACTUAL 2001-02	ACTUAL 2002-03	ACTUAL 2003-04	ACTUAL 2004-05	EST. 2005-06	EST. 2006-07
FIELD OPERATIONS PROGRAM							
Field Investigations:							
Humane	5,956	7,812	8,054	8,100	7,000	10,000	10,000
Dangerous Animal	6,335	6,862	6,492	6,500	5,000	7,000	7,000
Permit Related	2,378	3,312	5,413	5,000	4,000	5,000	5,000
Breeder Permit	660	3,512	3,177	3,500	2,500	4,000	4,000
Wildlife	802	858	2,163	1,500	1,500	2,500	2,500
Other	62,928	51,978	54,258	60,000	40,000	50,000	50,000
Total Field Investigations	79,059	74,334	79,557	84,600	60,000	78,500	78,500
Animals picked up on request	9,201	11,148	10,672	10,000	9,500	10,000	10,000
Animals caught	14,684	9,515	7,834	7,000	6,500	7,000	7,000
Enforcement Notices Issued:							
Citations Issued	1,447	2,066	2,568	2,500	1,700	3,000	3,000
Notice to Comply	-	-	11,875	12,000	9,500	11,000	11,000
Potentially Dan. Animal Notice	-	-	314	300	300	350	350
Pre/Post Seizure Notices	-	-	1,050	1,000	1,000	1,100	1,100
License Applications Issued	-	-	944	1,200	500	1,500	1,500
Total Enforcement Notices Issued	1,447	2,066	16,751	17,000	13,000	16,950	16,950
Administrative Hearing Program:							
Barking Dog Complaints Received	-	-	1,975	2,000	1,500	2,000	2,000
Barking Dog Admin Cases Filed	-	-	95	100	90	100	100
Potentially Dangerous Animal Cases Filed	-	-	113	150	90	100	100
Hearings Conducted	156	176	169	150	170	250	250
SHELTER OPERATIONS PROGRAM							
Animals rescued	70,024	67,528	62,704	60,000	50,000	55,000	60,000
Animals treated	62,274	83,189	112,727	120,000	125,000	132,600	140,000
Animals immunized	81,670	77,015	76,674	79,000	83,000	88,050	90,000
Animals redeemed	5,458	4,887	4,935	5,000	4,800	5,000	5,500
Animals adopted	15,490	17,880	18,708	19,400	19,490	20,675	22,000
Animals euthanized	42,800	37,640	34,002	31,000	26,000	23,000	20,000
Animals Microchipped - Adoption	12,825	16,754	18,524	19,275	19,578	20,165	23,000
Animals Microchipped - Owner Request	491	874	388	400	400	500	600
Animals Microchipped - Humane	1,025	26	7	-	-	-	-
Animals Microchipped - Special Events	436	429	-	-	-	-	-
Total Animals Microchipped	18,083	18,083	18,919	19,675	19,978	20,665	23,600
Mobile Pet Adoption:							
Number of Events Held	37	41	36	39	52	52	55
Number of Animals Taken	1,461	1,215	965	1,400	1,005	1,058	1,100
Number of Animals Adopted	742	639	485	800	545	572	600
Adoption Rate	51%	53%	50%	57%	54%	54%	55%
PetSmart Program****:							
Number of Events Held	53	50	55	26	-	-	-
Number of Animals Taken	2,303	1,655	1,457	1,200	-	-	-
Number of Animals Adopted	427	410	358	360	-	-	-
Adoption Rate	19%	25%	25%	30%	-	-	-
LICENSING AND PERMITTING OPERATIONS							
Licenses Issued:							
Dog	137,889	130,060	143,603	165,000	165,000	190,000	200,000
Equine	1,603	921	1,647	2,000	2,000	2,200	2,200
Breeder Permits	36	171	306	400	500	500	500
Permit Inspections	402	806	1,875	2,500	1,800	2,500	2,500
Permit Applications Received	325	378	639	700	750	800	800
Permits Issued	326	349	571	600	700	700	700

INDICATORS OF WORKLOAD (Continued)

	ACTUAL 2000-01	ACTUAL 2001-02	ACTUAL 2002-03	ACTUAL 2003-04	ACTUAL 2004-05	EST. 2005-06	EST. 2006-07
PET STERILIZATION PROGRAMS							
Contract Services:							
$40/$48 S/N Adoption Surgeries	10,384	11,204	11,709	12,610	12,647	13,279	15,000
$20/$30 Discount Coupon Issued*	30,000	25,500	5,725	6,925	8,000	8,000	9,000
$20/$30 Discount Coupon Surgeries*	11,467	12,990	6,598	3,094	4,000	4,000	4,500
Redemption Rate	38%	51%	58%	45%	50%	50%	50%
Senior Citizen/Disabled S/N Surgeries	2,425	1,985	2,222	1,331	4,900	3,000	3,500
$50 Free S/N Certificate Issued**	10,750	11,475	3,825	6,215	18,000	12,000	15,000
$50 Free S/N Certificate Surgeries**	1,169	8,397	4,426	2,894	9,000	6,000	7,500
Redemption Rate	11%	73%	75%	47%	50%	50%	50%
Mobile S/N Van Surgeries	-	233	3,468	3,899	4,000	5,000	6,000
Redemption/Release Program	136	657	507	527	600	600	700
PetSmart $20/$30 Coupon Grant Issued	-	-	-	2,000	-	-	-
PetSmart $20/$30 Coupon Grant Surgeries	-	-	-	800	-	-	-
Redemption Rate	-	-	-	40%	-	-	-
Pilot Feral Cat Program	-	-	-	1,252	3,000	3,000	4,000
$50 Pilot Large Dog Coupons Issued (New)					2,000	6,000	6,000
$50 Pilot Large Dog Surgeries (New)					1,000	3,000	3,000
Redemption Rate (New)					50%	50%	50%
Total Surgeries	25,581	35,466	28,930	32,236	35,147	31,879	37,200
PUBLIC INFORMATION OFFICE							
Media Calls and Requests	1,217	1,435	1,307	1,289	1,500	1,700	1,700
Press/Media Events	26	35	29	24	30	35	35
News Releases, News Advisories and Fact Sheets	64	67	42	51	60	60	60
Community Outreach/Education Meetings	92	36	225	112	150	200	200
Public Inquiries :							
Website Visitor Sessions (New)	-	-	237,241	276,382	280,000	350,000	350,000
Website Hits (New)	-	-	4,328,710	6,803,885	7,000,000	7,500,000	7,500,000
Number of Calls Received In the IVR	-	-	512,709	498,130	480,000	490,000	490,000
Number of Calls Received In the Call Center***	-	-	106,193	149,302	150,000	150,000	150,000
Length of Calls in Seconds (New)	-	-	100	91	90	90	90
Private Citizen and Organizational Calls/Requests	5,454	7,547	4,692	2,855	3,000	4,500	4,500

*In 2004-05, $20/$30 Discount coupons were increased to $30 for both cats and dogs.

**In 2005-06, $50 Free Spay and Neuter Certificates were increased to $60.

***Call Center was implemented in September 2002.

****Program was discontinued in 2004-05.

DEPARTMENT OF BUILDING AND SAFETY

2006-07 Proposed Budget

FUNDING

	2005-06 Estimated	2005-06 Budget	2006-07 PROPOSED Amount	%Change
Salaries	$ 67,166,000	$ 66,361,595	**$ 74,649,678**	12.5%
Expense	1,749,000	1,749,986	**2,194,769**	25.4%
Equipment	--	--	**--**	-- %
Special	--	--	**--**	-- %
TOTAL	**$ 68,915,000**	**$ 68,111,581**	**$ 76,844,447**	12.8%

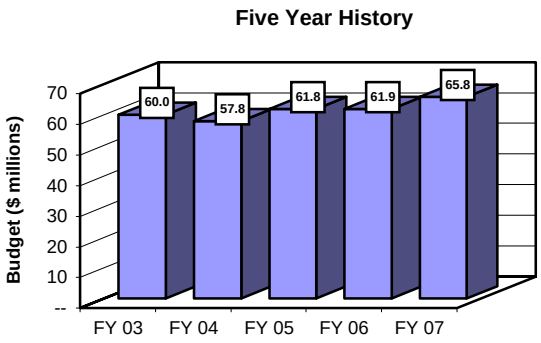

STAFFING

	June 30, 2006 Projected Staffing	2005-06 Adopted Budget	2006-07 PROPOSED Authorized Staffing	%Change
Regular	780	837	**839 ***	0.2%
Resolution	47	70	**177**	

*Ten Commissioner positions are moved from the total regular authority count to a separate category. See Building and Safety Item 30.

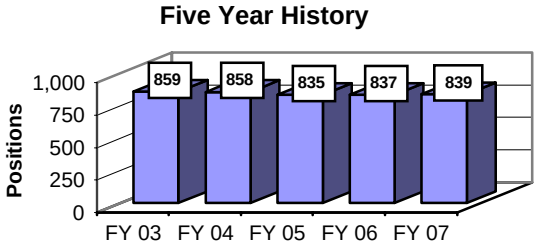

BUDGET HIGHLIGHTS

	Direct Cost	Positions
◆ Plan Check and Inspection Workload (102 resolution authorities)	$ 7,395,125	--
◆ Mileage Reimbursement Increase	279,739	--
◆ High-Rise Plan Check and Inspection Workload (39 resolution authorities)	--	--
◆ Seismic Gas Shutoff Valve Program (Six resolution authorities)	393,180	--
◆ Federal Clean Water Act	151,080	2
◆ Sign Inspection Program (Seven resolution authorities)	461,736	--
◆ Nuisance Abatement Revocations Program (Two resolution authorities)	152,196	--
◆ Combined Annual Inspection Monitoring Program (13 resolution authorities)	912,219	--
◆ 3-1-1 Call Center Consolidation	261,192	6
◆ Plan Check Fee Collection	49,836	1

Recapitulation of Changes

	Adopted Budget 2005-06	Total Budget Changes	Budget Appropriation 2006-07
EXPENDITURES AND APPROPRIATIONS			
Salaries			
Salaries General	61,892,131	8,288,083	70,180,214
Overtime General	4,469,464	-	4,469,464
Total Salaries	66,361,595	8,288,083	74,649,678
Expense			
Printing and Binding	123,868	9,524	133,392
Contractual Services	367,223	20,481	387,704
Transportation	1,029,119	378,684	1,407,803
Office and Administrative	168,424	31,538	199,962
Operating Supplies	61,352	4,556	65,908
Total Expense	1,749,986	444,783	2,194,769
Total Building and Safety	68,111,581	8,732,866	76,844,447
SOURCES OF FUNDS			
General Fund	12,371,120	1,428,191	13,799,311
Stormwater Pollution Abatement Fund (Sch. 7)	154,714	(78,985)	75,729
Sewer Operation & Maintenance (Sch. 14)	44,174	1,175	45,349
Bldg and Safety Enterprise Fund (Sch. 40A)	55,541,573	7,382,485	62,924,058
Total Funds	68,111,581	8,732,866	76,844,447
Percentage Change			12.82%
Positions	837	2	839

Changes Applicable to Various Programs

The following changes involve two or more budgetary programs. These changes are explained below and apportioned as single entries in the affected programs. Single-program changes are shown only in the programs involved.

Program Changes	Direct Cost	Positions	Total Cost
Changes in Salaries, Expense, Equipment and Special			
Obligatory Changes			
1 . **2006-07 Employee Compensation Adjustment** Related costs consist of employee benefits. *SG $1,834,613* Related Costs: $465,259	1,834,613	-	2,299,872
2 . **Salary Step Plan and Turnover Effect** Related costs consist of employee benefits. *SG $(75,174)* Related Costs: $(19,064)	(75,174)	-	(94,238)
3 . **Change in Number of Working Days** One less working day. Related costs consist of employee benefits. *SG $(230,355)* Related Costs: $(58,417)	(230,355)	-	(288,772)
Deletion of One-Time Services			
4 . **Deletion of Funding for Resolution Authorities** Delete funding for 50 resolution authority positions. Due to the City's current financial constraints, only critical positions will be continued. Related costs consist of employee benefits. Continued: Plan Check and Inspection Workload (28 positions) - See Item 5. Seismic Gas Shutoff Valve Program (Six positions) - See Item 10. Americans with Disabilities Act Inspection (One position) - See Item 11. Federal Clean Water Act (Two positions) - See Item 12. Enforcement of Mandated Ordinances/Federal Law (One position) - See Item 13. Training Section (One position) - See Item 14. Sign Inspection Program (Seven positions) - See Item 17. Nuisance Abatement Revocations Program (Two positions) - See Item 18. Wireless Handheld Inspection System (One position) - See Item 21. Internet Document Imaging System (One position) - See Item 22. *SG $(3,517,003)* Related Costs: $(891,912)	(3,517,003)	-	(4,408,915)
Continuation of Services			
5 . **Plan Check and Inspection Workload** Continue funding and resolution authority for 28 positions approved in the 2005-06 budget and 74 positions added in the interim during 2005-06 for Plan Check and Inspection to reduce the backlog and address the high level of workload anticipated for Building and Safety during 2006-07. These positions and related expenses are fully funded by the Building and Safety Building Permit Enterprise Fund. Related costs consist of employee benefits. *SG $7,317,324; EX $77,801* Related Costs: $2,636,376	7,395,125	-	10,031,501

Program Changes	Direct Cost	Positions	Total Cost
Changes in Salaries, Expense, Equipment and Special			
Continuation of Services			
6 . **Mileage Reimbursement Increase** Increase funding in the Transportation account to fund an increase of $0.04 in the mileage reimbursement rate from $0.405 to $0.445, as adjusted by the Internal Revenue Service effective January 1, 2006 and an additional mileage stipend for inspectors authorized by revisions to MOU 5 effective July 1, 2004. This item is partially funded by the Building and Safety Building Permit Enterprise Fund. *EX $279,739*	279,739	-	279,739
Increased Services			
7 . **High-Rise Plan Check and Inspection Workload** Add resolution authority for 39 positions in High-Rise Plan Check and Inspection to establish a High-Rise Engineering Unit (six positions) and High-Rise Inspection Section (33 positions) for plan check and inspection of approximately 50 anticipated high-rise building projects. The Department is currently providing this service by utilizing the most experienced staff performing regular plan check and inspection functions. Authorities will be filled only after review and approval by the City Administrative Officer (CAO) to support the new staffing. The position authorities will not be funded until they are approved to be filled by CAO. Approved positions and related expenses will be fully funded by the Building and Safety Building Permit Enterprise Fund and will be transferred to the Department's budget during 2006-07. Related costs consist of employee benefits. Related Costs: $820,656	-	-	820,656
TOTAL CHANGES APPLICABLE TO VARIOUS PROGRAMS	5,686,945	-	

Engineering Plan Checking

This program involves the checking of engineering and architectural plans for buildings and structures for compliance with building, zoning, electrical and mechanical codes; provides information and consultation with the public regarding application of codes to construction and alterations; and issues appropriate permits upon the approval of plans.

Program Changes	Direct Cost	Positions	Total Cost
Changes in Salaries, Expense, Equipment and Special			
8 . **Apportionment of Changes Applicable to Various Programs** Related costs consist of employee benefits Related Costs: $1,223,749	3,026,006	-	4,249,755
TOTAL ENGINEERING PLAN CHECKING	3,026,006	-	

2005-06 Program Budget	18,077,470	224
Changes in Salaries, Expense, Equipment and Special	3,026,006	-
2006-07 PROGRAM BUDGET	21,103,476	224

New Construction Inspection

This program enforces various code provisions as they apply to the construction or alteration of buildings and structures.

Program Changes	Direct Cost	Positions	Total Cost
Changes in Salaries, Expense, Equipment and Special			
9 . **Apportionment of Changes Applicable to Various Programs** Related costs consist of employee benefits Related Costs: $1,691,651	2,464,081	-	4,155,732
Continuation of Services			
10 . **Seismic Gas Shutoff Valve Program** Continue funding and resolution position authority for four Building Mechanical Inspectors, one Plumbing Inspector, and one Clerk Typist for the Seismic Gas Shutoff Valve Program. This program was created by Ordinance in 1999 to provide inspection and enforcement in the installation of seismic gas shutoff valves prior to the sale of residential and commercial buildings. Installation of a seismic gas shutoff valve prevents gas leaks and explosions by shutting off the gas supply during an earthquake that measures approximately 5.4 or greater on the Richter Scale. This program is fee-supported and funded by the Building and Safety Building Permit Enterprise Fund. Related costs consist of employee benefits. *SG $393,180* Related Costs: $145,620	393,180	-	538,800
11 . **Americans with Disabilities Act Inspection** Continue funding and add regular position authority for one Senior Building Inspector position that has been on resolution authority for the past nine years as part of the Americans with Disabilities Act City Facilities Program. This position handles disabled access cases which arise from code enforcement activities. Additionally, this position trains inspection staff on disabled access requirements. This program is fee supported and funded by the Building and Safety Building Permit Enterprise Fund. Related costs consist of employee benefits. *SG $80,304* Related Costs: $28,020	80,304	1	108,324

Program Changes	Direct Cost	Positions	Total Cost
Changes in Salaries, Expense, Equipment and Special			
Continuation of Services			
12 . **Federal Clean Water Act** Continue funding and add regular position authority for one Senior Building Inspector and one Building Inspector positions that have been on resolution authority for the past five years for enforcement of the Federal Clean Water Act approved in 2001-02 (C.F. 01-1020). Staff in this program perform inspections that ensure proper precautions are taken into account for stormwater runoff. These positions are funded by the Stormwater Pollution Abatement Fund and the Building and Safety Building Permit Enterprise Fund. Related costs consist of employee benefits. *SG $151,080* Related Costs: $53,628	151,080	2	204,708
13 . **Enforcement of Mandated Ordinances/Federal Law** Continue funding and add regular position authority for one Plumbing Inspector position that has been on resolution authority for the past three years to enforce the Sewer Inflow and Infiltration Program and the Fats, Oil, and Grease Control Program. This Inspector will assist the New Construction Inspection Bureau in reducing backlog, time permitting. This position is funded by the Sewer Operations and Maintenance Fund and the Building and Safety Building Permit Enterprise Fund. Related costs consist of employee benefits. *SG $72,780* Related Costs: $26,112	72,780	1	98,892
14 . **Training Section** Continue funding and add regular position authority for one Management Analyst II position that has been on resolution authority for the past two years in the Training Section approved by Council in the 2004-05 budget. This position coordinates State-mandated technical and non-technical training for Building and Safety. This position is funded by the Building and Safety Building Permit Enterprise Fund. Related costs consist of employee benefits. *SG $68,916* Related Costs: $25,128	68,916	1	94,044
TOTAL NEW CONSTRUCTION INSPECTION	3,230,341	5	

2005-06 Program Budget	25,300,747	275
Changes in Salaries, Expense, Equipment and Special	3,230,341	5
2006-07 PROGRAM BUDGET	28,531,088	280

Licensing, Testing and Material Control

This program assures compliance with applicable code provisions; prevents unauthorized use or operation of materials, devices or equipment during construction or occupancy of buildings; and tests and licenses welders and equipment operators.

Program Changes	Direct Cost	Positions	Total Cost
Changes in Salaries, Expense, Equipment and Special			
15 . **Apportionment of Changes Applicable to Various Programs** Related costs consist of employee benefits Related Costs: $8,340	36,727	-	45,067
TOTAL LICENSING, TESTING AND MATERIAL CONTROL	36,727	-	

2005-06 Program Budget	1,457,808	18
Changes in Salaries, Expense, Equipment and Special	36,727	-
2006-07 PROGRAM BUDGET	1,494,535	18

Conserv. of Existing Structures & Mech. Devices

This program provides for inspection of new commercial, industrial, and school buildings and related structures for compliance with applicable code and zoning requirements on a complaint, referral and proactive basis; administers the demolition of substandard private buildings and the relocation of existing buildings; enforces vehicle nuisance laws; and, provides reports of residential building records to potential purchasers prior to sale or exchange.

Program Changes	Direct Cost	Positions	Total Cost
Changes in Salaries, Expense, Equipment and Special			
16 . **Apportionment of Changes Applicable to Various Programs** Related costs consist of employee benefits Related Costs: $(14,366)	12,499	-	(1,867)
Continuation of Services			
17 . **Sign Inspection Program** Continue funding and resolution position authority for six Building Mechanical Inspectors and one Clerk Typist for the Sign Inspection Program. As part of the Code Enforcement Bureau, this unit conducts proactive code enforcement of illegal signs, as well as monitoring and issuing permits for on-site signs. This program is fully fee supported. Related costs consist of employee benefits. *SG $461,736* Related Costs: $170,652	461,736	-	632,388
18 . **Nuisance Abatement Revocations Program** Continue funding and resolution position authority for one Senior Building Mechanical Inspector and one Building Mechanical Inspector as part of the Nuisance Abatement Revocations Program. This program was adopted in 1999-00 to eliminate activities such as the sale of alcohol to minors, loitering at liquor stores, illegal activities at hotels and motels, and houses and buildings that are known by law enforcement for prostitution, criminal, and drug activities. Related costs consist of employee benefits. *SG $152,196* Related Costs: $53,904	152,196	-	206,100

Program Changes	Direct Cost	Positions	Total Cost
Changes in Salaries, Expense, Equipment and Special			
Continuation of Services			
19 . **Combined Annual Inspection Monitoring Program** Continue funding and resolution authority for 13 positions added in the interim during 2005-06 for Code Enforcement to implement the newly created Combined Annual Inspection Monitoring Program, which includes the Vehicle Establishment Inspection Program (VEIP) and inspection of recycling centers and used car lots. On July 12, 2005, the Council adopted an ordinance amending various sections of the Los Angeles Municipal Code to add regulations governing recycling collection and buyback centers and to add recycling centers and used car lots into an Annual Inspection Program combined with VEIP (C.F. 01-2324). This program is fully fee-supported and partially funded by the Building and Safety Building Permit Enterprise Fund. Related costs consist of employee benefits. *SG $835,692; EX $76,527* Related Costs: $311,436	912,219	-	1,223,655
TOTAL CONSERV. OF EXISTING STRUCTURES & MECH. DEVICES	1,538,650	-	

2005-06 Program Budget	14,506,449	194
Changes in Salaries, Expense, Equipment and Special	1,538,650	-
2006-07 PROGRAM BUDGET	16,045,099	194

Technical Support

This program provides support to operating programs through the continuing review and modification of existing code provisions, development and support of automated systems, and technical training.

Program Changes	Direct Cost	Positions	Total Cost
Changes in Salaries, Expense, Equipment and Special			
20 . **Apportionment of Changes Applicable to Various Programs** Related costs consist of employee benefits Related Costs: $(4,195)	(44,828)	-	(49,023)
Continuation of Services			
21 . **Wireless Handheld Inspection System** Continue funding and resolution position authority for one Senior Systems Analyst I to assist in the development and implementation of the Wireless Handheld Inspection System. Once this system is in place, each Inspector in the New Construction Inspection Bureau will be equipped with a wireless handheld computer capable of storing all the information needed by Inspectors, including inspection results, comments, and schedules. Information input into the handheld device will be wirelessly transmitted to Building and Safety servers and added into the department databases. This position is funded by the Building and Safety Building Permit Enterprise Fund. Related costs consist of employee benefits. *SG $86,412* Related Costs: $29,568	86,412	-	115,980
22 . **Internet Document Imaging System** Continue funding and resolution position authority for one Systems Analyst II to support and maintain the Internet Document Imaging System (IDIS). The IDIS project, when complete, will provide online access for both staff and the public to a Building and Safety database of more than nine million construction-related documents such as permits, plans, zoning documents and geological reports. This access will reduce counter workload by an estimated 20 percent. This position is funded by the Building and Safety Building Permit Enterprise Fund. Related costs consist of employee benefits. *SG $69,444* Related Costs: $25,272	69,444	-	94,716

Program Changes	Direct Cost	Positions	Total Cost
Changes in Salaries, Expense, Equipment and Special			
Increased Services			
23 . **Systems Support for New Technology** Add nine months funding and resolution position authority for two Systems Aides for the Systems Division Technical Support Group. These positions will provide support for 300 mobile devices that are being implemented in mField. The mField is a combination of computer hardware, software, and databases required to track and report the inspection activities of inspectors. Support services include systems, network and data communications for Building and Safety staff using the mobile devices for eight remote offices. In addition, these positions will help maintain more than 1,500 computer devices located at 16 different sites throughout the City. These positions and related expenses are fee-supported and funded by the Building and Safety Building Permit Enterprise Fund. Related costs consist of employee benefits. *SG $76,806; EX $1,322* Related Costs: $30,960	78,128	-	109,088
New Services			
24 . **Electronic Structural Inventory** Add nine months funding and resolution position authority for one Systems Analyst II for the Systems Division Application Development Group to develop and maintain enterprise-wide applications such as Plan Check and Inspection System and e-Permit. This position will help in establishing a Structure Inventory System comprised of information about each structure in the City which has been inspected and completed. This database of information could be available to all City departments and to the public via the Internet. This position is funded by the Building and Safety Building Permit Enterprise Fund. Related costs consist of employee benefits. *SG $69,444* Related Costs: $25,272	69,444	-	94,716
TOTAL TECHNICAL SUPPORT	258,600	-	

2005-06 Program Budget	2,055,845	23
Changes in Salaries, Expense, Equipment and Special	258,600	-
2006-07 PROGRAM BUDGET	2,314,445	23

General Administration and Support

This program provides management and administrative support of operating programs.

Program Changes	Direct Cost	Positions	Total Cost
Changes in Salaries, Expense, Equipment and Special			
25 . **Apportionment of Changes Applicable to Various Programs** Related costs consist of employee benefits Related Costs: $47,719	192,460	-	240,179
Increased Services			
26 . **Technical Training** Add nine months funding and resolution position authority for one Senior Building Inspector to provide administrative support in the Training Section. This position will be responsible for providing State-mandated technical training for the inspection staff in conducting construction inspections. This position and related expenses are funded by the Building and Safety Building Permit Enterprise Fund. Related costs consist of employee benefits. *SG $80,304; EX $2,158* Related Costs: $28,020	82,462	-	110,482
27 . **Document Imaging and Records Management** Add nine months funding and resolution position authority for two Clerk Typists for the Risk and Records Management Section to meet increasing workload demands of the Internet Document Imaging System (IDIS) Group. The implementation of the new IDIS in August 2004 has brought on additional duties of reviewing the images and data for accuracy, and an increase in effort associated with its core duties of preparing documents for scanning and indexing. These positions will reduce the time needed to complete the conversion of nearly 26 million images dating as far back as 1905 to IDIS and help handle the huge volume of records generated by permit and construction activities. Currently, the Department has five positions devoted to scanning and indexing of these records. These positions are funded by the Building and Safety Building Permit Enterprise Fund. Related costs consist of employee benefits. *SG $56,592* Related Costs: $25,830	56,592	-	82,422

Program Changes	Direct Cost	Positions	Total Cost
Changes in Salaries, Expense, Equipment and Special			
Transfer of Services			
28 . **3-1-1 Call Center Consolidation** Transfer funding and six regular position authorities from the Information Technology Agency (ITA) to Building and Safety. In 2005-06, 20 position authorities were transferred from Building and Safety to ITA in order to consolidate the Building and Safety Customer Call Center into 3-1-1. Six call agent positions are transferred back to Building and Safety to answer technical questions regarding Building and Safety department functions. Fourteen positions will remain in ITA as part of the 3-1-1 consolidation effort. These positions and related expenses are partially funded by the Building and Safety Building Permit Enterprise Fund (See Information Technology Agency Item 42). Related costs consist of employee benefits. *SG $253,956; EX $7,236* Related Costs: $110,328	261,192	6	371,520
29 . **Plan Check Fee Collection** Transfer funding and regular position authority for one Accounting Clerk II from the Fire Department (LAFD) to Building and Safety. City ordinances established plan check fees for LAFD and granted Building and Safety authority to collect these fees on behalf of LAFD at all Construction Services "One-Stop" Permit Centers. In addition, the ordinances provide that one fully-funded, existing Accounting Clerk II position in LAFD be allocated to Building and Safety to provide fee collection assistance at all satellite offices. This position is fully fee-supported (See Fire Item 21). Related costs consist of employee benefits. *SG $49,836* Related Costs: $20,292	49,836	1	70,128
Other Changes or Adjustments			
30 . **Creation of Commissioner Positions Category** Beginning in 2006-07, a new position category will be created for all part-time commissioners that is separate from the department's regular position authorities. This action will reduce the department's total regular count by the corresponding number of commissioners placed into the new category.	-	(10)	-
TOTAL GENERAL ADMINISTRATION AND SUPPORT	642,542	(3)	

2005-06 Program Budget	6,713,262	103
Changes in Salaries, Expense, Equipment and Special	642,542	(3)
2006-07 PROGRAM BUDGET	7,355,804	100

INDICATORS OF WORKLOAD

	ACTUAL 2000-01	ACTUAL 2001-02	ACTUAL 2002-03	ACTUAL 2003-04	ACTUAL 2004-05	EST. 2005-06	EST. 2006-07
Permits Issued	110,632	121,562	140,120	144,000	141,000	143,400	143,400
E-Permits Issued[1]	4,220	13,263	28,432	30,709	30,577	25,320	25,320
Single Family Dwelling % of Permits Issued					60%	60%	55%
Multi-Family % of Permits Issued					11%	13%	15%
Commercial % of Permits Issued					28%	27%	30%
Express Permits Issued in 30 Minutes or Less					99.7%	99.4%	99.4%
Construction Value (Millions of Dollars)	3,153	2,383	2,868	3,400	4,100	5,000	5,300
Counter Transactions[2]	325,283	347,538	410,395	506,400	514,000	512,500	510,000
Average Wait (Minutes)	8	8	8	8	10	10	10
% Assisted in 15 Minutes	83%	83%	83%	83%	77%	76%	80%
% Assisted in 30 Minutes	96%	97%	96%	97%	94%	93%	95%
% Assisted in 60 Minutes	100%	100%	100%	100%	100%	100%	100%
Customer Call Center Calls[3]	573,848	667,591	735,552	805,600	814,000	n/a	n/a
Average Wait (Seconds)	14	15	23	14	14	n/a	n/a
% Answered in 1 Minute	94%	94%	89%	89%	89%	n/a	n/a
% Answered in 2 Minutes	97%	98%	96%	94%	94%	n/a	n/a
% Answered in 3 Minutes	98%	99%	98%	95%	95%	n/a	n/a
Plan Checks	30,817	35,260	40,371	38,413	38,782	38,800	38,800
% Completed in 6 Weeks	99%	99%	100%	100%	100%	77%	85%
New Construction Inspections[4]	600,665	587,156	619,614	663,000	664,400	705,200	705,200
% Completed in 24 Hours[4]	99%	99%	99%	99%	99%	97%	98%
% Completed in 48 Hours[4]	100%	100%	100%	100%	100%	100%	100%
Code Enforcement Requests[5]	36,050	31,283	34,432	30,200	33,600	43,000	44,300
% Investigated in 72 Hours	92%	96%	95%	96%	95%	94%	90%
% Closed in 60 Days	69%	70%	82%	82%	77%	77%	70%
Nuisance/Abandoned Buildings							
Total Number of Buildings Abated[6]	795	811	533	684	613	450	430
Worst of the Worst Buildings Abated[6]	324	240	249	286	317	225	225
% Investigated in 72 Hours					95%	95%	90%
% Closed in 60 Days					45%	45%	40%
Tests of Electrical Products	486	477	572	711	560	380	380
Tests of Mechanical Products	784	777	653	472	479	692	692
Materials Control Inspections	1,081	1,982	873	760	675	545	600
Residential Property Records Reports	43,702	45,726	47,750	48,230	42,739	38,900	38,900
Earthquake Inspections (Pre-1933 unreinforced Masonry (URM) and tilt-up Buildings)	1,050	609	400	140	20	20	15
Elevator Inspections	13,805	14,229	20,000	20,200	16,588	18,000	18,500
Pressure Vessel Inspections	14,739	15,015	17,000	19,190	13,956	11,300	11,300

[1] The Department began issuing E-Permits in FY 2000-01. E-Permits are a subset of "Total Permits Issued."
[2] Counter Transaction data from the Q-Matic queueing system was extracted beginning in FY 1999-00.
[3] Customer Call Center transitioned to the Citywide 3-1-1 System, within the Information Technology Agency in FY 2005-06.
[4] The Department began tracking New Construction Inspections in FY 1999-00 and the performance measures for this category in FY 2000-01.
[5] Code Enforcement Requests (for Service) listed here do not include those handled by the CDBG-funded PACE teams.
[6] The Department began tracking the "Total Number of Buildings Abated" in Sept 1999; "Worst of the Worst" are a subset of this category.

CITY ADMINISTRATIVE OFFICER

2006-07 Proposed Budget

FUNDING

	2005-06 Estimated	2005-06 Budget	2006-07 PROPOSED Amount	%Change
Salaries	$ 11,558,000	$ 11,582,718	**$ 12,160,368**	5.0%
Expense	996,000	807,166	**1,407,999**	74.4%
Equipment	--	--	**--**	-- %
Special	--	--	**--**	-- %
TOTAL	**$ 12,554,000**	**$ 12,389,884**	**$ 13,568,367**	9.5%

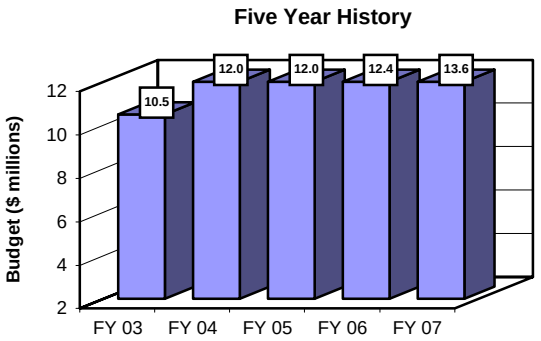

STAFFING

	June 30, 2006 Projected Staffing	2005-06 Adopted Budget	2006-07 PROPOSED Authorized Staffing	%Change
Regular	128	126	**128**	1.6%
Resolution	2	3	**2**	

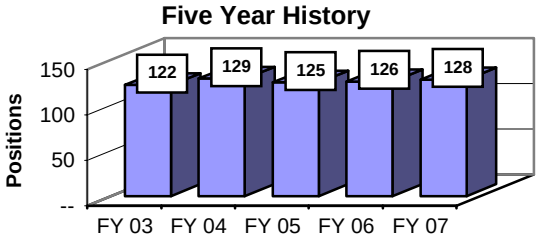

BUDGET HIGHLIGHTS

	Direct Cost	Positions
◆ Grant Research Unit	$ 186,576	2
◆ City Improvement Team	106,056	1
◆ Fire Dispatch, EOC, Police DOC (One resolution authority)	305,789	--
◆ Filming Administrator (One resolution authority)	63,816	--
◆ Filming Insurance Processing	14,929	--
◆ Bond Assistance Program Expansion	50,000	--
◆ Insurance and Bonds Internet Tracking System	100,000	--

Recapitulation of Changes

	Adopted Budget 2005-06	Total Budget Changes	Budget Appropriation 2006-07
EXPENDITURES AND APPROPRIATIONS			
Salaries			
Salaries General	11,572,518	562,721	12,135,239
Salaries As-Needed	10,200	14,929	25,129
Total Salaries	11,582,718	577,650	12,160,368
Expense			
Printing and Binding	54,600	-	54,600
Contractual Services	595,616	500,833	1,096,449
Transportation	1,650	-	1,650
Governmental Meetings	200	(200)	-
Office and Administrative	124,700	100,200	224,900
Operating Supplies	30,400	-	30,400
Total Expense	807,166	600,833	1,407,999
Total City Administrative Officer	12,389,884	1,178,483	13,568,367
SOURCES OF FUNDS			
General Fund	11,132,677	929,003	12,061,680
L.A. Convention & Visitors Bur. Fund (Sch. 1)	85,128	4,426	89,554
Sewer Operation & Maintenance (Sch. 14)	180,605	151	180,756
Sewer Capital (Sch. 14)	478,249	217,349	695,598
Prop. C Anti-Gridlock Transit Fund (Sch. 27)	53,000	2,240	55,240
Special Police Communications Tax Fund (Sch. 33)	29,453	1,473	30,926
Disaster Assistance Trust Fund (Sch 37)	356,762	21,311	378,073
Bldg and Safety Enterprise Fund (Sch. 40A)	74,010	2,530	76,540
Total Funds	12,389,884	1,178,483	13,568,367
Percentage Change			9.51%
Positions	126	2	128

Changes Applicable to Various Programs

The following changes involve two or more budgetary programs. These changes are explained below and apportioned as single entries in the affected programs. Single-program changes are shown only in the programs involved.

Program Changes	Direct Cost	Positions	Total Cost
Changes in Salaries, Expense, Equipment and Special			
Obligatory Changes			
1 . **2006-07 Employee Compensation Adjustment** Related costs consist of employee benefits. *SG $358,036* Related Costs: $90,798	358,036	-	448,834
2 . **Salary Step Plan and Turnover Effect** Related costs consist of employee benefits. *SG $76,246* Related Costs: $19,336	76,246	-	95,582
3 . **Change in Number of Working Days** One less working day. Related costs consist of employee benefits. *SG $(44,955)* Related Costs: $(11,401)	(44,955)	-	(56,356)
Deletion of One-Time Services			
4 . **Deletion of Funding for Resolution Authorities** Delete funding for three resolution authority positions. Due to the City's current financial constraints, only critical positions will be continued. Related costs consist of employee benefits. Continued: Grant Research Unit (Two positions) - See Item 7. City Improvement Team (One position) - See Item 8. *SG $(255,510)* Related Costs: $(74,879)	(255,510)	-	(330,389)
TOTAL CHANGES APPLICABLE TO VARIOUS PROGRAMS	133,817	-	

Budget Formulation and Control

This program provides for assistance to the Mayor and Council in the preparation and administration of the annual budget, including the Capital Program, and for recommendations to the Mayor and Council on fiscal, legislative and other City matters.

Program Changes	Direct Cost	Positions	Total Cost
Changes in Salaries, Expense, Equipment and Special			
5 . **Apportionment of Changes Applicable to Various Programs** Related costs consist of employee benefits Related Costs: $43,879	173,184	-	217,063
TOTAL BUDGET FORMULATION AND CONTROL	173,184	-	

2005-06 Program Budget	5,582,390	56
Changes in Salaries, Expense, Equipment and Special	173,184	-
2006-07 PROGRAM BUDGET	5,755,574	56

Management Services

This program provides for administrative studies, management surveys and systems analyses of proprietary departments, operating departments and bureaus, and of governmental organization and operations, coordinating applications for federal and state grants and claims for disaster relief, and regulating municipal controls over petroleum exploration and production on City property. Included in this program is the Quality and Productivity Commission support.

Program Changes	Direct Cost	Positions	Total Cost
Changes in Salaries, Expense, Equipment and Special			
6 . **Apportionment of Changes Applicable to Various Programs** Related costs consist of employee benefits Related Costs: $(52,938)	(168,993)	-	(221,931)
Continuation of Services			
7 . **Grant Research Unit** Continue funding and add regular position authority for one Senior Project Coordinator and one Senior Administrative Analyst II that have been on resolution authority for the past two years. Two Senior Project Coordinator positions were originally authorized by resolution in 2004-05 to develop a centralized program to research grant funding opportunities from State and Federal entities, private entities, private foundations and other sources. In 2005-06, one position of Senior Project Coordinator was continued on resolution authority and the other was reallocated to a Senior Administrative Analyst II on resolution authority to assist with both grants development and special studies. Related costs consist of employee benefits. *SG $186,576* Related Costs: $62,628	186,576	2	249,204
8 . **City Improvement Team** Continue funding and add regular position authority for one Senior Administrative Analyst II that has been on resolution authority for the past two years. This position will support the development and coordination of special studies that will result in improved City services, operational efficiencies and cost savings, the generation of new revenues and the implementation of best practices into City operations. This position also administers the Special Fund for Police Hiring and Efficiency Projects. During the three years since its inception, the City Improvement Team has initiated various revenue generation and efficiency studies, including establishing a fee to recover the costs of the Fire Department, Construction Services Division (approximately $2 million annually), reducing the number of "1-800" toll free numbers ($500,000 estimated annual savings), establishing LAPD booking fees and implementing the consolidation of security services. Related costs consist of employee benefits. *SG $106,056* Related Costs: $34,548	106,056	1	140,604

Program Changes	Direct Cost	Positions	Total Cost
Changes in Salaries, Expense, Equipment and Special			
Continuation of Services			
9 . **Fire Dispatch, EOC, Police DOC** Continue funding and resolution position authority for one Management Analyst II to provide ongoing administrative support during the implementation of the systems component for the new Fire Department Dispatch Center, Emergency Operations Center and the Police Department Operations Center (C.F. 04-2394). In an interim action approved during 2005-06, the Office of the City Administrative Officer assumed oversight and program management responsibility for the systems component of the new dispatch center project. Expenses consist of contractual services for a program manager to provide experienced information technology project management. Related costs consist of employee benefits. *SG $72,456; EX $233,333* Related Costs: $26,028	305,789	-	331,817
Increased Services			
10 . **City Improvement Team Management** Add regular position authority for one Chief Administrative Analyst, originally authorized by substitute authority in 2004-05 for layoff avoidance, and eliminate regular authority for two Management Analyst I positions. This position supervises staff of the Grants Development/City Improvement and Police Budget Group. The Group's responsibilities include: providing technical assistance to departments in seeking grant-funding opportunities and preparing grant applications; conducting special studies that result in improved City services, operational efficiencies and cost savings; administering the Special Fund for Police Hiring and Efficiency Projects; preparing and monitoring the Police Department (LAPD) budget and analyzing and preparing reports on LAPD operational and budgetary issues. Related costs consist of employee benefits. Related Costs: $(6,084)	-	(1)	(6,084)

Program Changes	Direct Cost	Positions	Total Cost
Changes in Salaries, Expense, Equipment and Special			
Efficiencies to Services			
11 . **Filming Administrator** Add nine months funding and resolution position authority for one Senior Management Analyst to provide support to the Office of the City Administrative Officer (CAO) for activities associated with the administration of the contract between the City and Film LA. This will allow the CAO to increase service levels on filming related matters, increase oversight and comply with the Controller's audit recommendations. Existing CAO staff will be able to allocate more time to reimbursable proprietary department assignments. Costs for this item will be completely off-set by the anticipated $102,000 increase in annual revenue to the General Fund. The Film LA contract is funded through General City Purposes. Related costs consist of employee benefits. *SG $63,816* Related Costs: $23,844	63,816	-	87,660
TOTAL MANAGEMENT SERVICES	493,244	2	

2005-06 Program Budget	2,957,751	28
Changes in Salaries, Expense, Equipment and Special	493,244	2
2006-07 PROGRAM BUDGET	3,450,995	30

Employee Relations Compensation and Benefits

This program provides for keeping the Mayor and Council informed regarding the status of employee relations activities in the City and for representing the City's management in formal relations with recognized employee organizations.

Program Changes	Direct Cost	Positions	Total Cost
Changes in Salaries, Expense, Equipment and Special			
12 . **Apportionment of Changes Applicable to Various Programs** Related costs consist of employee benefits Related Costs: $10,972	43,259	-	54,231
TOTAL EMPLOYEE RELATIONS COMPENSATION AND BENEFITS	43,259	-	

2005-06 Program Budget	1,473,129	14
Changes in Salaries, Expense, Equipment and Special	43,259	-
2006-07 PROGRAM BUDGET	1,516,388	14

Risk Management

This program identifies and analyzes the City's exposure to loss and develops risk control techniques designed to minimize the frequency and severity of losses. Primary emphasis is placed on the development of Citywide risk management policies and procedures and training of City staff on indemnity and insurance requirements in connection with departmental operations, contracts, permits, leases and purchases.

Program Changes	Direct Cost	Positions	Total Cost
Changes in Salaries, Expense, Equipment and Special			
13 . **Apportionment of Changes Applicable to Various Programs** Related costs consist of employee benefits Related Costs: $10,971	43,108	-	54,079
Increased Services			
14 . **Bond Assistance Program** Increase funding to cover the costs of all contractor fees for a full twelve months. In 2004-05, the Bond Assistance Program (BAP) was funded for six months. An additional six months funding will make the Program whole and eliminate the need for interim appropriations in 2006-07 to continue this program. The BAP provides bonding assistance to Minority, Women Owned and Other Small Business Enterprises who are working on Sewer Construction and Maintenance Fund projects. Over 80 local contractors enrolled in this program during its first eight months of operation. During this time, one graduate of the BAP saved the City $160,000, as they were the low bidder on two contracts. As the program grows, and more graduates win City contracts, the program will pay for itself from the savings generated by their successful low bids. The Sewer Construction and Maintenance Fund will reimburse all program costs that are related to Sewer Construction and Maintenance Fund projects. *EX $217,500*	217,500	-	217,500
Efficiencies to Services			
15 . **Filming Insurance Processing** Add eleven months funding for one As-Needed Administrative Intern to assist Risk Management staff in the processing of insurance documents for Film LA. This will transfer the existing program from Film LA to the City to streamline the insurance process and allow one-stop insurance permitting for companies filming in the City of Los Angeles. The City's contract with Film LA will be reduced by $128,000, resulting in an annual net savings of $113,071 to the City as a result of providing this service through the Risk Management Division. *SAN $14,929*	14,929	-	14,929

Program Changes	Direct Cost	Positions	Total Cost
Changes in Salaries, Expense, Equipment and Special			
New Services			
16 . **Bond Assistance Program Expansion** Increase funding to expand the Bond Assistance Program (BAP) beyond its current level of assisting Minority, Women Owned and Other Small Business Enterprises who are working on Sewer Construction and Maintenance Fund projects. This additional funding will provide bonding assistance to Minority, Women Owned and Other Small Business Enterprises who are working on a wide variety of projects and will allow the City to save money by increasing the number of contracts awarded to low bidders. Over 80 local contractors enrolled in this program during its first eight months of operation. During this time, one graduate of the BAP saved the City $160,000, as they were the low bidder on two contracts. As the program grows, and more graduates win City contracts, the program will pay for itself from the savings generated by their successful low bids. *EX $50,000*	50,000	-	50,000
17 . **Insurance and Bonds Internet Tracking System** Add funding to upgrade the Insurance and Bonds Tracking System to an online, paperless system. The system will provide access to online insurance information via the Internet for all City departments and contractors. The costs for this will be offset by allowing the proprietary departments to have use of the system. The Harbor has already expressed a strong interest in participating in the Insurance and Bonds Internet Tracking System when the upgrade is completed. Once the system is implemented, it will be made available to the proprietary departments for an annual fee, which will be determined at a later date. The fee will be based on proportionate usage and cost of the system. *EX $100,000*	100,000	-	100,000
TOTAL RISK MANAGEMENT	425,537	-	

2005-06 Program Budget	1,308,750	14
Changes in Salaries, Expense, Equipment and Special	425,537	-
2006-07 PROGRAM BUDGET	1,734,287	14

General Administration and Support

This program provides for controlling and managing the Office, clerical support to operating programs and advising the Mayor and Council on City matters.

Program Changes	Direct Cost	Positions	Total Cost
Changes in Salaries, Expense, Equipment and Special			
18 . **Apportionment of Changes Applicable to Various Programs** Related costs consist of employee benefits Related Costs: $10,970	43,259	-	54,229
TOTAL GENERAL ADMINISTRATION AND SUPPORT	43,259	-	

2005-06 Program Budget	1,067,864	14
Changes in Salaries, Expense, Equipment and Special	43,259	-
2006-07 PROGRAM BUDGET	1,111,123	14

INDICATORS OF WORKLOAD

	ACTUAL 2000-01	ACTUAL 2001-02	ACTUAL 2002-03	ACTUAL 2003-04	ACTUAL 2004-05	EST. 2005-06	EST. 2006-07
BUDGET, CAPITAL PROGRAMMING AND GRANTS PROGRAM							
Proposed and enacted legislation reviewed	400	400	400	400	400	400	400
Capital projects reviewed	450	450	450	450	450	450	450
Budget, Capital and Grant program reports released to Mayor and Council	N/A	N/A	N/A	645	731	650	700
Budget, Capital and Grant program related memos, IDC's, other correspondence released to City departments, agencies, and non-City entities	N/A	N/A	N/A	354	369	540	600
Financial transactions processed	480	480	480	500	480	480	480
Transfer of funds analyzed***	N/A	N/A	N/A	N/A	680	680	685
Allotment changes analyzed***	N/A	N/A	N/A	N/A	847	850	855
Number of Municipal Bonds Outstanding	91	91	88	85	80	85	87
Number of Bond Issues and Refinancings **	14	14	20	10	6	8	10
MANAGEMENT SERVICES PROGRAM							
Technology Project Steering Committees number of meetings attended	23	42	40	34	41	40	42
Management Services related reports released to Mayor and Council	N/A	N/A	N/A	20	191	171	200
Management Services related memos, IDC's, other correspondence released to City departments, agencies and non-City entities	N/A	N/A	N/A	115	119	390	400
Financial transactions processed	720	720	720	4,541	4,500	4,500	4,500
Disaster Grants:							
Financial transactions processed	400	400	400	351	350	350	350
Internal/External financial audits and annual financial reports	12	12	12	3	2	6	6
Total $ in Grant Reimbursements Received***	$74,813,723	$60,172,800	$53,661,476	$29,781,135	$26,327,503	$15,000,000	$12,000,000
Legal Services Contracts Administered:							
Attorney Conflict Panel (ACP)	130	130	130	130	152	150	150
ACP Invoices Analyzed***	517	1,383	1,223	1,428	802	750	750
RISK MANAGEMENT PROGRAM *							
Contracts and leases reviewed	-	-	-	275	985	985	985
Letters of indemnity issued	-	-	-	330	300	300	300
Risk control consultations and assessments completed	-	-	-	3,000	5,940	6,000	6,000
Training sessions conducted	-	-	-	20	20	20	20
OCIP safety sessions	-	-	-	15	10	10	10
OCIP management meetings attended	-	-	-	82	78	80	80
OCIP site safety inspections	-	-	-	35	41	45	45
OCIP claim reviews	-	-	-	60	58	60	60
Insurance documents processed	-	-	-	-	19,800	19,800	19,800
Bonds processed	-	-	-	-	3,960	3,960	3,960
Affidavits processed	-	-	-	-	2,215	2,680	2,680
Bond Assistance Program contractor reviews	-	-	-	-	30	100	110
Bond Assistance Program outreach/training sessions		-	-	-	15	30	30

INDICATORS OF WORKLOAD (Continued)

	ACTUAL 2000-01	ACTUAL 2001-02	ACTUAL 2002-03	ACTUAL 2003-04	ACTUAL 2004-05	EST. 2005-06	EST. 2006-07
EMPLOYEE RELATIONS PROGRAM							
Meet and confer sessions held	250	280	280	250	324	250	300
Agreements reached (MOU's and amendments)	13	18	18	10	10	14	30
Impasses filed	1	1	2	2	7	2	2
Mediation sessions	1	1	4	4	10	2	2
Fact-finding, unfair or arbitration hearings	2	2	2	2	4	20	10
Pay grade and new class requests reviewed	524	600	600	250	250	350	400
Employee Relations reports released to Mayor and Council	212	237	250	250	107	200	250
Employee Relations memos, IDC's, other correspondence released internally to City departments, agencies, and outside entities	120	145	150	150	200	200	200

* Function transferred from the Office of Finance in 2003-04

** New Workload Indicator in 2004-05.

*** New Workload Indicator in 2005-06

CITY ATTORNEY

2006-07 Proposed Budget

FUNDING

	2005-06 Estimated	2005-06 Budget	2006-07 PROPOSED Amount	%Change
Salaries	$ 89,603,000	$ 85,835,832	**$ 90,251,827**	5.1%
Expense	7,480,000	6,385,376	**7,586,576**	18.8%
Equipment	8,000	5,545	**20,000**	260.7%
Special	--	--	**--**	-- %
TOTAL	**$ 97,091,000**	**$ 92,226,753**	**$ 97,858,403**	6.1%

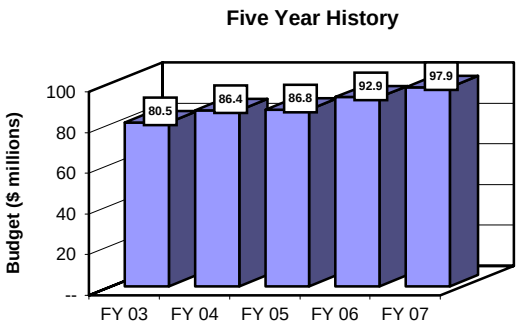

STAFFING

	June 30, 2006 Projected Staffing	2005-06 Adopted Budget	2006-07 PROPOSED Authorized Staffing	%Change
Regular	776	808	**852**	5.4%
Resolution	155	161	127	

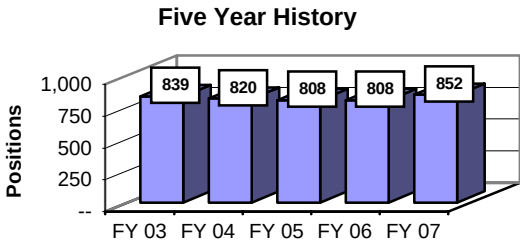

BUDGET HIGHLIGHTS

	Direct Cost	Positions
◆ Affordable Housing Trust Fund Support (One resolution authority)	$ 72,924	--
◆ Area Planning Commissions (Seven resolution authorities)	787,603	--
◆ Bankruptcy Support	136,515	1
◆ City Attorney Program Support - Criminal and Civil (Eight resolution authorities)	751,067	--
◆ Claims Feasibility Study	100,000	--
◆ Community Law Enforcement and Recovery (11 resolution authorities)	894,496	--
◆ Domestic Violence Program Support (Four resolution authorities)	303,309	--
◆ Gang Unit (Seven resolution authorities)	691,361	--
◆ Gun Violence Prosecution (Three resolution authorities)	293,603	--
◆ Housing Department Code Enforcement Support (Four resolution authorities)	232,356	--
◆ Kidwatch Program (Two resolution authorities)	209,363	--
◆ Neighborhood Councils Support (Two resolution authorities)	273,030	--
◆ Neighborhood Prosecutor Program (19 resolution authorities)	5,594,721	36
◆ Police Related Litigation (23 resolution authorities)	2,010,726	--
◆ Pitchess Motions (14 resolution authorities)	1,265,407	--
◆ Subrogation Support	116,898	1
◆ Tobacco Enforcement Program (Seven resolution authorities)	827,710	--
◆ Workers' Compensation Fraud Unit - Criminal and Civil (Six resolution authorities)	402,007	--
◆ Workers' Compensation Support - Airports	397,005	5
◆ Workers' Compensation Support - Harbor	120,544	1

Recapitulation of Changes

	Adopted Budget 2005-06	Total Budget Changes	Budget Appropriation 2006-07
EXPENDITURES AND APPROPRIATIONS			
Salaries			
Salaries General	74,453,638	3,135,475	77,589,113
Grant Reimbursed	1,770,958	295,431	2,066,389
Salaries Proprietary	9,605,828	985,089	10,590,917
Overtime General	5,408	-	5,408
Total Salaries	85,835,832	4,415,995	90,251,827
Expense			
Bar Dues	234,845	-	234,845
Printing and Binding	195,186	30,000	225,186
Contractual Services	1,052,169	457,000	1,509,169
Transportation	28,512	-	28,512
Litigation	3,945,448	-	3,945,448
Contingent Expense	5,000	-	5,000
Office and Administrative	916,386	714,200	1,630,586
Operating Supplies	7,830	-	7,830
Total Expense	6,385,376	1,201,200	7,586,576
Equipment			
Furniture, Office and Technical Equipment	5,545	14,455	20,000
Total Equipment	5,545	14,455	20,000
Total City Attorney	92,226,753	5,631,650	97,858,403

Recapitulation of Changes

	Adopted Budget 2005-06	Total Budget Changes	Budget Appropriation 2006-07
SOURCES OF FUNDS			
General Fund	89,616,186	5,749,133	95,365,319
Community Development Trust Fund (Sch. 8)	396,966	(159,175)	237,791
HOME Invest. Partnerships Program Fund (Sch. 9)	69,597	-	69,597
Sewer Operation & Maintenance (Sch. 14)	395,579	(50,848)	344,731
Sewer Capital (Sch. 14)	456,724	(56,608)	400,116
Telecom. Development Acct. (Sch. 20)	203,952	34,492	238,444
Workforce Investment Act Fund (Sch. 22)	117,549	-	117,549
Rent Stabilization Trust Fund (Sch. 23)	324,410	50,544	374,954
Prop. C Anti-Gridlock Transit Fund (Sch. 27)	166,260	3,740	170,000
Code Enforcement Trust Fund (Sch. 42)	479,530	(12,552)	466,978
Affordable Housing Trust Fund (Sch. 50)	-	72,924	72,924
Total Funds	92,226,753	5,631,650	97,858,403
Percentage Change			6.11%
Positions	808	44	852

Changes Applicable to Various Programs

The following changes involve two or more budgetary programs. These changes are explained below and apportioned as single entries in the affected programs. Single-program changes are shown only in the programs involved.

Program Changes	Direct Cost	Positions	Total Cost
Changes in Salaries, Expense, Equipment and Special			
Obligatory Changes			
1 . **2006-07 Employee Compensation Adjustment** Related costs consist of employee benefits. *SG $1,926,216; SPROP $308,567; SGR $45,725* Related Costs: $578,336	2,280,508	-	2,858,844
2 . **Salary Step Plan and Turnover Effect** Related costs consist of employee benefits. *SG $432,175; SPROP $197,717; SGR $31,016* Related Costs: $167,607	660,908	-	828,515
3 . **Change in Number of Working Days** One less working day. Related costs consist of employee benefits. *SG $(241,856); SPROP $(38,744); SGR $(5,741)* Related Costs: $(55,068)	(286,341)	-	(341,409)
Deletion of One-Time Services			
4 . **Deletion of Funding for Resolution Authorities** Delete funding for 159 positions. Due to the City's current financial constraints, only critical positions will be continued. Related costs consist of employee benefits. Continued: Neighborhood Prosecutor Program (55 positions) - See Item 8. Gun Violence Program (Three positions) - See Item 9. Tobacco Enforcement Program (Seven positions) - See Item 10. Community Law Enforcement and Recovery (11 positions) - See Item 11. Workers' Compensation Fraud Unit (Five positions) - See Items 12 and 27. Workers' Compensation Support (Two positions) - See Item 26. Bankruptcy Support (One position) - See Item 21. Housing Department Support (Five positions) - See Items 13 and 28. Housing Development Support (One position) - See Item 14. Housing Department Code Enforcement Support (Four positions) - See Item 15. Domestic Violence Program Support (Four positions) - See Item 16. City Attorney Program Support (Eight positions) - See Items 17 and 30. Gang Unit (Seven positions) - See Item 18. Housing Department Compliance Support (One position) - See Item 19. Neighborhood Council Support (Two positions) - See Item 22. Pitchess Motions (14 positions) - See Item 23. Police Related Litigation (23 positions) - See Item 24. Subrogation Support (One position) - See Item 25. Area Planning Commissions (Seven positions) - See Item 29. *SG $(13,829,443); SGR $(207,341)* Related Costs: $(3,643,862)	(14,036,784)	-	(17,680,646)

Program Changes	Direct Cost	Positions	Total Cost
Changes in Salaries, Expense, Equipment and Special			
Deletion of One-Time Services			
5 . **Deletion of One-Time Expense Funding** One-time funding for 2005-06 expense items is deleted. *EX $(287,056)*	(287,056)	-	(287,056)
6 . **Deletion of 2005-06 Equipment** One-time funding for 2005-06 equipment purchases is deleted. *EQ $(5,545)*	(5,545)	-	(5,545)
TOTAL CHANGES APPLICABLE TO VARIOUS PROGRAMS	(11,674,310)	-	

Criminal Prosecution

Through this program, the City Attorney issues and processes complaints for misdemeanor violations of State law, including traffic violations, City Charter, ordinances and resolutions; resolves such complaints through effective prosecution or other disposition; and defends successful misdemeanor prosecutions which are appealed to any state or federal appellate court.

Program Changes	Direct Cost	Positions	Total Cost
Changes in Salaries, Expense, Equipment and Special			
7 . **Apportionment of Changes Applicable to Various Programs** Related costs consist of employee benefits Related Costs: $(1,904,889)	(7,395,747)	-	(9,300,636)
Continuation of Services			
8 . **Neighborhood Prosecutor Program** Continue funding for the Neighborhood Prosecutor Program (NPP) and the Citywide Nuisance Abatement Program (CNAP). Add regular position authority for 36 positions that have been on resolution authority for the past five years for the NPP and continue resolution position authority for 19 positions for the NPP (12 positions) and the CNAP (seven positions). Positions consist of 33 attorneys and 22 support staff. The Neighborhood Prosecutor Program was established in 2001-02. The Program improves public safety and addresses smaller community crimes. Prosecutors work with community groups and the Police Department throughout the City to determine where and when misdemeanors and infractions are degrading the quality of life for the residents of that neighborhood. Related costs consist of employee benefits. *SG $5,515,646; EX $79,075* Related Costs: $1,825,332	5,594,721	36	7,420,053
9 . **Gun Violence Prosecution Program** Continue funding and resolution position authority for three Deputy City Attorney IIs to enforce local gun ordinances. Working in partnership with the Police Department and the Federal Bureau of Investigation, prosecutors help to deter illegal gun sales by current Federal firearms licensees who are not in compliance with local regulations. Related costs consist of employee benefits. *SG $(1,129); SGR $294,732* Related Costs: $97,704	293,603	-	391,307
10 . **Tobacco Enforcement Program** Continue funding and resolution position authority for seven positions for coordination and support of the Tobacco Enforcement Program. The program provides enforcement of existing tobacco laws, specifically targeting the sale of tobacco to minors. Various related expense funding, including funding for contracts with the California Department of Health and Human Services to conduct enforcement investigations is also provided. Related costs consist of employee benefits. *SG $481,710; EX $346,000* Related Costs: $176,220	827,710	-	1,003,930

Program Changes	Direct Cost	Positions	Total Cost
Changes in Salaries, Expense, Equipment and Special			
Continuation of Services			
11 . **Community Law Enforcement and Recovery** Continue funding and resolution position authority for two Deputy City Attorney IIs, four Deputy City Attorney IIIs, three Law Clerks, one Legal Assistant and one Legal Secretary II for the Community Law Enforcement and Recovery Gang Unit. Related costs consist of employee benefits. *SG $894,496* Related Costs: $311,928	894,496	-	1,206,424
12 . **Workers' Compensation Fraud Unit - Criminal** Continue funding and resolution position authority for one Deputy City Attorney II, one Investigator II and one Investigator III for the Workers' Compensation Fraud Unit. The Office of the City Attorney prosecutes workers' compensation fraud to reduce costs to the City. Standard expenses are provided. Related costs consist of employee benefits. *SG $229,517; EX $3,988* Related Costs: $81,396	233,505	-	314,901
13 . **Housing Department Support - Criminal** Continue funding and resolution position authority for two Hearing Officers. The Hearing Officers conduct Code Enforcement, Rent Escrow Account Program and other hearings mandated by the Rent Stabilization Ordinance and other City Housing Ordinances. Funding for these positions is provided in the Rent Stabilization and Systematic Code Enforcement Trust Funds. Related costs consist of employee benefits. *SG $135,288; EX $2,503* Related Costs: $49,632	137,791	-	187,423
14 . **Housing Development Support** Continue funding and resolution position authority for one Deputy City Attorney IV to support housing development activities. The position provides legal counsel relative to activities associated with the Los Angeles Housing Department to address housing development workload anticipated from projects funded through the Affordable Housing Trust Fund and State funds made available through the passage of Proposition 46 (Housing and Emergency Shelter Trust Fund). The position addresses issues relative to the Housing Department Earthquake Loan Portfolio. Funding is provided from the Community Development Block Grant. Related costs consist of employee benefits. *SGR $137,040* Related Costs: $42,408	137,040	-	179,448

Program Changes	Direct Cost	Positions	Total Cost
Changes in Salaries, Expense, Equipment and Special			
Continuation of Services			
15 . **Housing Department Code Enforcement Support** Continue funding and resolution position authority for three Paralegal Is and one Paralegal II. These positions support the Los Angeles Housing Department Code Enforcement Division to file criminal cases and address the increasing workload for criminal filings in the Division. Funding is provided from the Systematic Code Enforcement Trust Fund. Related costs consist of employee benefits. *SG $232,356* Related Costs: $89,556	232,356	-	321,912
16 . **Domestic Violence Program Support** Continue funding and resolution position authority for one Deputy City Attorney III, one Administrative Coordinator I and two Investigator IIs originally approved by Council (C.F. 96-1690, 97-2011, 00-1010, 00-2050 and 02-1049) for the City Attorney Domestic Violence Unit Vertical Prosecution Project, to provide staff support to the Domestic Violence Unit on various legal matters and the Domestic Violence Test Site Project Stalking Grant Program. Related costs consist of employee benefits. *SG $303,309* Related Costs: $107,832	303,309	-	411,141
17 . **City Attorney Program Support - Criminal** Continue funding and resolution position authority for two Deputy City Attorney IIIs, one Deputy City Attorney II, one Paralegal II and one Witness Service Coordinator to provide staff support to the City Attorney Violence Prevention, Nuisance Abatement Revocations, Proactive Code Enforcement and Victim Assistance programs. Related costs consist of employee benefits. *SG $451,790* Related Costs: $153,300	451,790	-	605,090
18 . **Gang Unit** Continue funding and resolution position authority for five Deputy City Attorney IIIs and two Legal Secretary IIs to meet the demand for gang injunction projects and increased prosecution support to the Police Department Gang Enforcement teams. Related costs consist of employee benefits. *SG $691,361* Related Costs: $229,608	691,361	-	920,969

Program Changes	Direct Cost	Positions	Total Cost
Changes in Salaries, Expense, Equipment and Special			
Continuation of Services			
19 . **Housing Department Compliance Support** Continue funding and resolution position authority for one Paralegal II to support the Housing Department's Compliance and Receivership Unit to help evaluate properties out of code compliance for alternative enforcement measures, including civil penalties and receiverships. Funding is provided in the Rent Stabilization and the Systematic Code Enforcement Trust Funds. Related costs consist of employee benefits. *SG $70,968* Related Costs: $25,656	70,968	-	96,624
TOTAL CRIMINAL PROSECUTION	2,472,903	36	

2005-06 Program Budget	42,891,045	401
Changes in Salaries, Expense, Equipment and Special	2,472,903	36
2006-07 PROGRAM BUDGET	45,363,948	437

Civil Representation

Through this program, the City Attorney provides legal advice, assistance and representation to elected officials, City officers, general managers and their staff on all legal matters. Included is the preparation of various legal documents; appearance before governmental, regulatory and administrative bodies; handling liability claims and defending tort liability suits and appeals; representing the City in Workers' Compensation matters; providing legal services to the Departments of Water and Power, Airports and Harbor, the pensions systems, the Housing Authority and the Community Redevelopment Agency; handling various land use, employee relations, and police and fire matters; and representing the City in special litigation matters.

Program Changes	Direct Cost	Positions	Total Cost
Changes in Salaries, Expense, Equipment and Special			
20 . **Apportionment of Changes Applicable to Various Programs** Related costs consist of employee benefits Related Costs: $(1,080,742)	(4,407,278)	-	(5,488,020)
Continuation of Services			
21 . **Bankruptcy Support** Continue funding and add regular position authority for one Deputy City Attorney IV that has been on resolution authority for the past three years to manage bankruptcy issues. The position has generated $6.6 million in bankruptcy related revenue. Related costs consist of employee benefits. *SG $136,515* Related Costs: $42,408	136,515	1	178,923
22 . **Neighborhood Council Support** Continue funding and resolution position authority for two Deputy City Attorney IVs to support the Neighborhood Councils with legal services. Related costs consist of employee benefits. *SG $273,030* Related Costs: $84,816	273,030	-	357,846
23 . **Pitchess Motions** Continue funding and resolution position authority for 14 positions to address increased workload for Pitchess Motions. The introduction of Pitchess Motions in criminal cases associated with the Police Department is growing both in complexity and number. Related costs consist of employee benefits. *SG $1,265,407* Related Costs: $429,300	1,265,407	-	1,694,707
24 . **Police Related Litigation** Continue funding and resolution position authority for 23 positions for police-related litigation. Positions consist of nine attorneys and 14 support staff. Related costs consist of employee benefits. *SG $2,010,726* Related Costs: $687,972	2,010,726	-	2,698,698

Program Changes	Direct Cost	Positions	Total Cost
Changes in Salaries, Expense, Equipment and Special			
Continuation of Services			
25 . **Subrogation Support** Continue funding and add regular position authority for one Deputy City Attorney III that has been on resolution authority for the past four years for subrogation issues. The cost will be covered by an estimated $1.4 million in annual revenue generated from subrogation work. This position was authorized through resolution authority in 2005-06. Related costs consist of employee benefits. *SG $116,898* Related Costs: $37,416	116,898	1	154,314
26 . **Workers' Compensation Support** Continue funding and resolution position authority for one Deputy City Attorney III and one Deputy City Attorney IV to reduce workers' compensation caseloads. Related costs consist of employee benefits. *SG $253,413* Related Costs: $79,824	253,413	-	333,237
27 . **Workers' Compensation Fraud Unit - Civil** Continue funding and resolution position authority for one Investigator II and one Legal Secretary II for the Workers' Compensation Fraud Unit. Add nine months funding and resolution position authority for an additional Investigator. The Office of the City Attorney prosecutes workers' compensation fraud to reduce the costs to the City. Standard expenses are provided. Related costs consist of employee benefits. *SG $164,515; EX $3,987* Related Costs: $64,800	168,502	-	233,302
28 . **Housing Department Support - Civil** Continue funding and resolution position authority for one Assistant City Attorney, one Deputy City Attorney III and one Legal Secretary II. The attorneys serve as dedicated legal counsel to the Housing Department. Funding for these positions is provided in the Rent Stabilization and Systematic Code Enforcement Trust Funds. Related costs consist of employee benefits. *SG $323,400; EX $2,503* Related Costs: $104,988	325,903	-	430,891
29 . **Area Planning Commissions** Continue funding and resolution position authority for one Deputy City Attorney IV, two Deputy City Attorney IIIs, two Assistant City Attorneys and two Legal Secretary IIIs originally approved by Council (C.F. 99-1307) and (C.F. 00-0600) to facilitate the implementation of the new City Charter and provide support to the Area Planning Commissions. Related costs consist of employee benefits. *SG $787,603* Related Costs: $254,088	787,603	-	1,041,691

Program Changes	Direct Cost	Positions	Total Cost
Changes in Salaries, Expense, Equipment and Special			
Continuation of Services			
30 . **City Attorney Program Support - Civil** Continue funding and resolution position authority for one Deputy City Attorney IV, one Deputy City Attorney III and one Accounting Clerk to provide staff support to the City Attorney Consent Decree and Land Use programs. Related costs consist of employee benefits. *SG $299,277* Related Costs: $99,288	299,277	-	398,565
31 . **Kidwatch Program** Continue funding and resolution position authority for two Administrative Coordinator IIs for the Kidwatch Program. The positions recruit and coordinate volunteers to assist the Police Department in ensuring that children have safe paths to and from schools. Related costs consist of employee benefits. *SG $139,363; EX $70,000* Related Costs: $51,144	209,363	-	260,507
32 . **Workers' Compensation Support - Airports** Add funding and regular position authority for one Deputy City Attorney III, one Deputy City Attorney II, one Investigator II and two Legal Secretary IIs that have been on resolution authority for the past six years. These positions were first authorized for a pilot program to reduce workers' compensation costs. The program is a collaborative effort between the City Attorney and the Personnel Department to reduce the costs through investigations and prosecution of fraud. The costs are reimbursable by the Department of Airports. Related costs consist of employee benefits. *SPROP $397,005* Related Costs: $139,344	397,005	5	536,349
33 . **Workers' Compensation Support - Harbor** Add funding and regular position authority for one Deputy City Attorney III that has been on resolution authority for the past five years. The position provides legal support to the Harbor Department on workers' compensation matters. The costs are reimbursable by the Harbor Department. Related costs consist of employee benefits. *SPROP $120,544* Related Costs: $38,340	120,544	1	158,884

Program Changes	Direct Cost	Positions	Total Cost
Changes in Salaries, Expense, Equipment and Special			
New Services			
34 . **Claims Feasibility Study** Add funding for a feasibility study to replace the City's Liability Claims System. The Omega system, which is jointly used by the City Clerk, the City Attorney and the City Administrative Officer, handles approximately 6,000 claims per year. For the last several years this system has not been supported by its vendor. If any major problem occurs, the City will be without the claims system or will be forced to pay thousands of dollars for the vendor to fix the problem. *EX $100,000*	100,000	-	100,000
35 . **Affordable Housing Trust Fund Support** Add nine months funding and resolution position authority for one Deputy City Attorney. This position will provide support to the growing workload associated with the Affordable Housing Trust Fund and the new Permanent Support Housing Initiative (see Housing Item 32). Funding is provided from the Affordable Housing Trust Fund. Related costs consist of employee benefits. *SG $72,924* Related Costs: $26,148	72,924	-	99,072
TOTAL CIVIL REPRESENTATION	2,129,832	8	

2005-06 Program Budget	45,936,115	362
Changes in Salaries, Expense, Equipment and Special	2,129,832	8
2006-07 PROGRAM BUDGET	48,065,947	370

General Administration and Support

Through this program, the City Attorney provides executive management by determining office policies and procedures; retains overall supervision of all personnel, including those assigned to the proprietary departments; approves all important legal matters; and performs various administrative services.

Program Changes	Direct Cost	Positions	Total Cost
Changes in Salaries, Expense, Equipment and Special			
36 . **Apportionment of Changes Applicable to Various Programs** Related costs consist of employee benefits Related Costs: $32,644	128,715	-	161,359
Continuation of Services			
37 . **Technology Request** Add funding to upgrade document management software. The City Attorney currently uses SoftSolutions, an application whose manufacturer no longer exists and runs on DOS, which is compatible with Windows 98 but not with Windows XP. Microsoft support for Windows 98 will be discontinued in 2006 and the City Attorney needs to move to Windows XP to help deter viruses and other breaches of security. Funding is also provided for the replacement of 57 laptops and 140 printers. The laptops to be replaced are over five years and the printers are over 10 years old. *EX $880,200; EQ $20,000*	900,200	-	900,200
TOTAL GENERAL ADMINISTRATION AND SUPPORT	1,028,915	-	

2005-06 Program Budget	3,399,593	45
Changes in Salaries, Expense, Equipment and Special	1,028,915	-
2006-07 PROGRAM BUDGET	4,428,508	45

INDICATORS OF WORKLOAD

	ACTUAL 2000-01	ACTUAL 2001-02	ACTUAL 2002-03	ACTUAL 2003-04	ACTUAL 2004-05	EST. 2005-06	EST. 2006-07
CRIMINAL PROSECUTION PROGRAM							
Open courts	59	59	75	65	68	70	70
Office hearing cases concluded	15,239	16,000	15,227	14,801	13,243	13,900	14,600
Complaints reviewed	128,818	150,000	123,820	118,548	122,498	128,600	135,000
Complaints issued	83,370	91,000	82,076	75,001	79,588	83,500	87,700
Average number of open appellate cases	365	400	335	376	*	*	*
Criminal appellate resolved cases*	*	*	*	*	279	293	307
Consumer cases concluded	177	185	198	707	**	**	**
Consumer protection cases reviewed**	**	**	**	**	194	200	200
Consumer protection - consumer complaints**	**	**	**	**	302	500	500
Environmental cases concluded	140	125	60	30	250	375	450
Special enforcement cases concluded	188	214	200	173	175	200	220
Housing/rent control cases concluded	114	220	193	221	320	400	500
Housing/rent control hearings concluded	469	470	606	569	420	500	600
Combined Criminal Jury and Court Trials	762	850	716	584	549	575	605
Community contacts	-	-	1,800	4,093	3,714	3,000	3,000
Neighborhood Problems identified	-	-	872	2,265	4,155	3,700	3,700
Neighborhood problems resolved***	-	-	576	1,085	***	***	***
Neighborhood Problems referred/resolved/closed***	-	-	***	***	2,127	1,800	1,800
CIVIL REPRESENTATION PROGRAM							
Civil liability claims filed	4,289	4,239	4,919	4,452	5,399	4,700	4,800
Civil liability lawsuits filed	604	675	832	734	600	900	800
Average number of open liability lawsuits	709	697	986	1,337	1,050	1,200	1,100
Collections files opened	14,600	15,000	13,000	-	-	-	-
Collection files closed	14,200	12,800	13,000	-	-	-	-
Active collections files end of year	24,700	24,500	24,500	-	-	-	-
Bonds processed and insurance policies reviewed	19,000	20,000	30,190	-	-	-	-
Workers' Compensations cases opened	762	882	816	711	575	620	680
Active Workers' Compensation cases end of year	3,408	3,582	3,955	4,114	2,740	2,875	2,950
WCAB appearances	1,339	1,249	1,364	2,086	2,144	1,800	1,900

* Replaces workload indicator "Average number of open criminal appellate cases."

** Formerly workload indicator "Consumer protection cases concluded" broken down into two categories.

*** Formerly workload indicator "Neighborhood problems resolved" (Of the 4,155 Neighborhood problems identified in FY 04-05, 1,784 of them were successfully handled by researching the problem and referring it to the appropriate City, County or State agency.

CITY CLERK

2006-07 Proposed Budget

FUNDING

	2005-06 Estimated	2005-06 Budget	2006-07 PROPOSED Amount	%Change
Salaries	$ 11,867,000	$ 9,378,806	**$ 18,454,859**	96.8%
Expense	2,774,000	1,171,287	**6,558,513**	459.9%
Equipment	20,000	--	**--**	-- %
Special	--	--	**--**	-- %
TOTAL	**$ 14,661,000**	**$ 10,550,093**	**$ 25,013,372**	137.1%

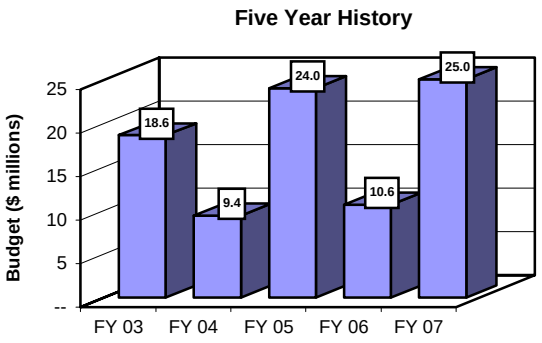

STAFFING

	June 30, 2006 Projected Staffing	2005-06 Adopted Budget	2006-07 PROPOSED Authorized Staffing	%Change
Regular	138	138	**138**	-- %
Resolution	2	2	7	

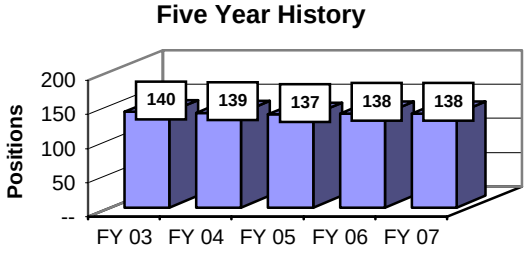

BUDGET HIGHLIGHTS

	Direct Cost	Positions
◆ Vote Tabulation System (Two resolution authorities)	$ 166,320	--
◆ Early Voting Project	472,538	--
◆ Multilingual Voting Assistance Program (Three resolution authorities)	196,740	--
◆ Primary Nominating and Municipal Elections	14,009,994	--
◆ LUPAMS II Maintenance (Two resolution authorities)	(46,693)	--
◆ Records Management Strategy Development	67,000	--

Recapitulation of Changes

	Adopted Budget 2005-06	Total Budget Changes	Budget Appropriation 2006-07
EXPENDITURES AND APPROPRIATIONS			
Salaries			
Salaries General	9,207,018	459,331	9,666,349
Salaries As-Needed	79,351	6,705,950	6,785,301
Overtime General	92,437	1,910,772	2,003,209
Total Salaries	9,378,806	9,076,053	18,454,859
Expense			
Printing and Binding	57,319	750	58,069
Contractual Services	855,541	(492,244)	363,297
Transportation	1,650	-	1,650
Elections	84,800	5,865,810	5,950,610
Office and Administrative	171,977	12,910	184,887
Total Expense	1,171,287	5,387,226	6,558,513
Total City Clerk	10,550,093	14,463,279	25,013,372
SOURCES OF FUNDS			
General Fund	9,837,386	14,454,718	24,292,104
St. Light. Maint. Assessment Fund (Sch. 19)	96,577	(144)	96,433
BID Trust Fund - Admin (Sch. 29)	271,492	9,086	280,578
Special Police Communications Tax Fund (Sch. 33)	324,638	(381)	324,257
Bldg and Safety Enterprise Fund (Sch. 40A)	20,000	-	20,000
Total Funds	10,550,093	14,463,279	25,013,372
Percentage Change			137.09%
Positions	138	-	138

Changes Applicable to Various Programs

The following changes involve two or more budgetary programs. These changes are explained below and apportioned as single entries in the affected programs. Single-program changes are shown only in the programs involved.

Program Changes	Direct Cost	Positions	Total Cost
Changes in Salaries, Expense, Equipment and Special			
Obligatory Changes			
1 . **2006-07 Employee Compensation Adjustment** Related costs consist of employee benefits. *SG $291,889* Related Costs: $71,452	291,889	-	363,341
2 . **Salary Step Plan and Turnover Effect** Related costs consist of employee benefits. *SG $(83,555)* Related Costs: $(21,190)	(83,555)	-	(104,745)
3 . **Change in Number of Working Days** One less working day. Related costs consist of employee benefits. *SG $(35,422)* Related Costs: $(8,983)	(35,422)	-	(44,405)
Deletion of One-Time Services			
4 . **Deletion of Funding for Resolution Authorities** Delete funding for two resolution authority positions. Due to the City's current financial constraints, only critical positions will be continued. Related costs consist of employee benefits. Continued: Vote Tabulation System Replacement (Two positions) - See Item 9. *SG $(160,308)* Related Costs: $(40,654)	(160,308)	-	(200,962)
5 . **Deletion of One-Time Expense Funding** One-time funding for 2005-06 expense items is deleted. *EX $(156,000)*	(156,000)	-	(156,000)
TOTAL CHANGES APPLICABLE TO VARIOUS PROGRAMS	(143,396)	-	

Council and Public Services

This program provides for services to the Council, City departments, and the public. Services to the Council include the Council Minute Clerk, assistance to Council committees, and archival and special art services. Services to all City departments and the public include the publication of ordinances and other legal documents and notification of interested parties of Council proceedings and actions.

Program Changes	Direct Cost	Positions	Total Cost
Changes in Salaries, Expense, Equipment and Special			
6 . **Apportionment of Changes Applicable to Various Programs** Related costs consist of employee benefits Related Costs: $13,789	54,381	-	68,170
Deletion of One-Time Services			
7 . **Council Committee Expert Services** Delete expense funding in the amount of $250,000. In the 2005-06 Adopted Budget, Council authorized an appropriation of $250,000 as a one-time expense to the City Clerk to pay experts testifying before Council Committees on issues affecting the City, such as gang violence, traffic and community development (C.F. 04-0600). These funds have not been used and are returned to the General Fund. *EX $(250,000)*	(250,000)	-	(250,000)
TOTAL COUNCIL AND PUBLIC SERVICES	(195,619)	-	

2005-06 Program Budget	3,538,512	46
Changes in Salaries, Expense, Equipment and Special	(195,619)	-
2006-07 PROGRAM BUDGET	3,342,893	46

Administration of City Elections

This program provides for the conduct of regular and special municipal elections as specified by the Los Angeles City Charter or ordinance.

Program Changes	Direct Cost	Positions	Total Cost
Changes in Salaries, Expense, Equipment and Special			
8 . **Apportionment of Changes Applicable to Various Programs** Related costs consist of employee benefits Related Costs: $(34,958)	(137,847)	-	(172,805)
Continuation of Services			
9 . **Vote Tabulation System** Continue full-year funding and resolution position authority for one Systems Programmer I and one Programmer/Analyst V to continue work on the installation of a new Vote Tabulation System and upgrade databases in election applications. The tabulation system was purchased to comply with a State mandate to eliminate punchcards in elections. The tabulation system will be compatible with the Los Angeles County System as it also conforms to the State mandate. Delays by Los Angeles County in the ongoing implementation of a new system necessitates the continuation of these authorities. Related costs consist of employee benefits. *SG $163,656; EX $2,664* Related Costs: $56,808	166,320	-	223,128
Increased Services			
10 . **Early Voting Project** Add funding to implement the Early Voting Project as a component of the 2007 Municipal Elections Program. The Early Voting Project will allow voters to utilize electronic touch screen voting machines at any of the voting sites for a 10 to 14 day period prior to Election Day. Highly trained as-needed employees will staff the voting machines. The voting machines can also be operated unassisted by the blind. The Early Voting Project will prepare the City for the eventual transition to electronic voting. *SOT $75,123; SAN $272,250; EX $125,165*	472,538	-	472,538
New Services			
11 . **Multilingual Voting Assistance Program** Add funding and resolution position authority for one Senior Project Coordinator and two Project Coordinators to comply with the Federal Voting Rights Act requirement to provide language translation and assistance and bilingual Poll Worker recruitment for the year-round City Multilingual Voting Assistance Program (C.F. 05-1100-S6). Related costs consist of employee benefits. *SG $192,744; EX $3,996* Related Costs: $71,856	196,740	-	268,596

Program Changes	Direct Cost	Positions	Total Cost
Changes in Salaries, Expense, Equipment and Special			
New Services			
12 . **Primary Nominating and Municipal Elections** Add funding for as-needed positions, overtime, printing, supplies and other services required to conduct the 2007 Primary Nominating and General Municipal Elections for the even-numbered Council Districts and the odd-numbered offices for the Los Angeles Unified School District and the Los Angeles Community College District. The proposed budget for this service reflects a decrease of $394,676 (2.8 percent) from the 2004-05 Municipal Elections. The decrease is attributable to an adjustment in the City Employee Poll Worker Program recruitment goal from 2,000 to 1,000 City employees. A portion of the cost of the elections will be reimbursed by the Los Angeles Unified School District and the Los Angeles Community College District. *SOT $1,835,649; SAN $6,433,700; EX $5,740,645*	14,009,994	-	14,009,994
TOTAL ADMINISTRATION OF CITY ELECTIONS	14,707,745	-	

2005-06 Program Budget	1,762,303	19
Changes in Salaries, Expense, Equipment and Special	14,707,745	-
2006-07 PROGRAM BUDGET	16,470,048	19

Mayor and City Council Administrative Support

Program Changes	Direct Cost	Positions	Total Cost
Changes in Salaries, Expense, Equipment and Special			
13 . **Apportionment of Changes Applicable to Various Programs** Related costs consist of employee benefits Related Costs: $3,298	13,003	-	16,301
TOTAL MAYOR AND CITY COUNCIL ADMINISTRATIVE SUPPORT	13,003	-	

2005-06 Program Budget	654,168	11
Changes in Salaries, Expense, Equipment and Special	13,003	-
2006-07 PROGRAM BUDGET	667,171	11

Property Ownership Records

This program provides for maintenance of title ownership records of real property within the City.

Program Changes	Direct Cost	Positions	Total Cost
Changes in Salaries, Expense, Equipment and Special			
14 . **Apportionment of Changes Applicable to Various Programs** Related costs consist of employee benefits Related Costs: $10,101	(106,034)	-	(95,933)
Efficiencies to Services			
15 . **Microfilm Reader Maintenance** Reduce funding for the maintenance of microfilm readers. Fewer microfilm readers are needed to review historical property ownership records stored on microfilm reels. Property ownership information is available on the Los Angeles County Registrar-Recorder website and is no longer purchased on microfilm reels. *EX $(3,000)*	(3,000)	-	(3,000)
16 . **LUPAMS II Maintenance** Add funding and resolution position authority for one Senior Clerk Typist and one Office Engineering Technician II to reduce the backlog of data for the Land Use Planning and Management System II (LUPAMS II). Savings are generated to fund the positions by obtaining property ownership information online from the Los Angeles County Registrar-Recorder website rather than by purchasing microfilm reels. A total of $137,020 is transferred from the Contractual Services account to the Salaries General account. Related costs consist of employee benefits. *SG $90,327; EX $(137,020)* Related Costs: $46,693	(46,693)	-	-
17 . **Microfilm of Property Ownership Records** Delete funding for the purchase of microfilm of property ownership records. Property ownership information is now obtained online from the Los Angeles County Registrar-Recorder website. *EX $(6,224)*	(6,224)	-	(6,224)
TOTAL PROPERTY OWNERSHIP RECORDS	(161,951)	-	

2005-06 Program Budget	2,329,685	34
Changes in Salaries, Expense, Equipment and Special	(161,951)	-
2006-07 PROGRAM BUDGET	2,167,734	34

Records Management

This program provides for maintenance, analysis and custody of City records stored in the Records Center and destruction of records in accordance with established departmental schedules.

Program Changes	Direct Cost	Positions	Total Cost
Changes in Salaries, Expense, Equipment and Special			
18 . **Apportionment of Changes Applicable to Various Programs** Related costs consist of employee benefits Related Costs: $1,799	7,093	-	8,892
Obligatory Changes			
19 . **Records Management Strategy Development** Add funding to create a Citywide records management strategy in conjunction with the Citywide Document Management Initiative, and conduct a pilot project with the Information Technology Agency to test the strategy. A total of $67,000 will be provided, comprised of $60,000 in the Contractual Services account for consulting services from Documentum, and $7,000 in the Office and Administrative Expense account for training. (See Information Technology Agency Item 24.) *EX $67,000*	67,000	-	67,000
TOTAL RECORDS MANAGEMENT	74,093	-	

2005-06 Program Budget	415,436	6
Changes in Salaries, Expense, Equipment and Special	74,093	-
2006-07 PROGRAM BUDGET	489,529	6

General Administration and Support

This program provides for management and control of City Clerk programs and administrative support activities including budget control, personnel administration and accounting for the City Clerk and the City Council. This program also inlcudes the Systems Division which provides systems support to the entire department.

Program Changes	Direct Cost	Positions	Total Cost
Changes in Salaries, Expense, Equipment and Special			
20 . **Apportionment of Changes Applicable to Various Programs** Related costs consist of employee benefits Related Costs: $6,596	26,008	-	32,604
TOTAL GENERAL ADMINISTRATION AND SUPPORT	26,008	-	

2005-06 Program Budget	1,849,989	22
Changes in Salaries, Expense, Equipment and Special	26,008	-
2006-07 PROGRAM BUDGET	1,875,997	22

INDICATORS OF WORKLOAD

	ACTUAL 2000-01	ACTUAL 2001-02	ACTUAL 2002-03	ACTUAL 2003-04	ACTUAL 2004-05	EST. 2005-06	EST. 2006-07
COUNCIL AND PUBLIC SERVICES FB1401							
Council and Committee services	4,112	4,600	4,600	5,800	5,850	6,000	5,120
Council scheduling and index	58,876	54,800	54,800	56,300	62,600	62,600	68,500
Calligraphy and special art	19,000	20,000	21,000	25,000	26,000	27,000	30,000
ADMINISTRATION OF CITY ELECTIONS FB1402							
Number of reimbursable elections	5	5	5	9	11	11	6
Number of mandated non-reimbursable elections	75	75	75	163	140	150	250
General Elections:							
Number of voting precincts within the City	1,775	-	1,775	-	1,700	-	1,700
Number of voting precincts outside the City	387	-	387	-	400	-	300
PROPERTY OWNERSHIP RECORDS FI1404							
Document analysis	2,000,000	2,100,000	2,100,000	900,000	900,000	360,000	*
LUPAMS maintenance updates	150,000	150,000	150,000	150,000	150,000	150,000	125,000
Public counter research	60,000	60,000	60,000	70,000	70,000	70,000	90,000
RECORDS MANAGEMENT FI1405							
City Archives							
Records researched	33,500	37,000	37,000	50,000	50,000	50,000	80,000
Boxes received					88	100	100
Records Center							
Records researched	30,000	34,000	34,000	75,000	80,000	80,000	110,000
* Boxes received					17,154	15,000	15,000
* Boxes destroyed					762	5,000	5,000

* New category

COMMISSION FOR CHILDREN, YOUTH AND THEIR FAMILIES

2006-07 Proposed Budget

FUNDING

	2005-06 Estimated	2005-06 Budget	2006-07 PROPOSED Amount	%Change
Salaries	$ 1,200,000	$ 1,152,675	**$ 1,097,825**	(4.8)%
Expense	477,000	325,525	**325,525**	-- %
Equipment	--	--	**--**	-- %
Special	--	--	**--**	-- %
TOTAL	**$ 1,677,000**	**$ 1,478,200**	**$ 1,423,350**	(3.7)%

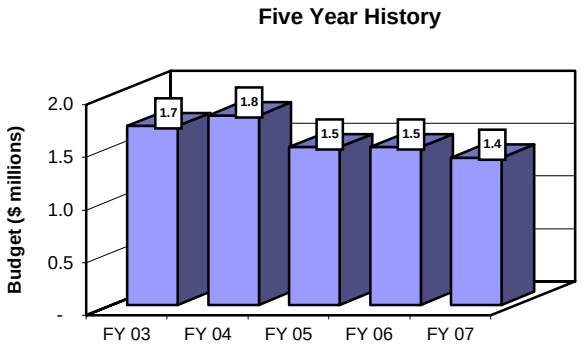

STAFFING

	June 30, 2006 Projected Staffing	2005-06 Adopted Budget	2006-07 PROPOSED Authorized Staffing	%Change
Regular	23	24	**8 ***	(66.7)%
Resolution	7	7	6	

*Fifteen Commissioner positions are moved from the total regular authority count to a separate category. See Commission for Children, Youth and Their Families Item 7.

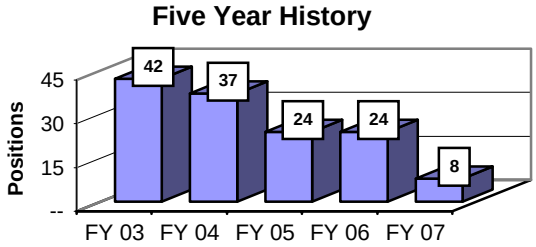

BUDGET HIGHLIGHTS

	Direct Cost	Positions
◆ Contine Resolution Position Authorities for Various Programs (Six resolution authorities)	$ 441,216	--
◆ Shared Administrative Services	(58,656)	(1)

Recapitulation of Changes

	Adopted Budget 2005-06	Total Budget Changes	Budget Appropriation 2006-07
EXPENDITURES AND APPROPRIATIONS			
Salaries			
Salaries General	1,019,917	(54,850)	965,067
Salaries As-Needed	132,758	-	132,758
Total Salaries	1,152,675	(54,850)	1,097,825
Expense			
Printing and Binding	15,000	-	15,000
Contractual Services	238,152	-	238,152
Office and Administrative	43,809	-	43,809
Operating Supplies	28,564	-	28,564
Total Expense	325,525	-	325,525
Total Commission for Children, Youth & Their Families	1,478,200	(54,850)	1,423,350
SOURCES OF FUNDS			
General Fund	1,282,048	(54,850)	1,227,198
First and Broadway Child Care Fund (Sch. 29)	196,152	-	196,152
Total Funds	1,478,200	(54,850)	1,423,350
Percentage Change			-3.71%
Positions	24	(16)	8

Children, Youth and Their Families

The Commission for Children, Youth and Their Families was established by ordinance to provide a focal point for the coordination of City Services on behalf of children.

Program Changes	Direct Cost	Positions	Total Cost
Changes in Salaries, Expense, Equipment and Special			
Obligatory Changes			
1 . **2006-07 Employee Compensation Adjustment** Related costs consist of employee benefits. *SG $17,843* Related Costs: $4,526	17,843	-	22,369
2 . **Salary Step Plan and Turnover Effect** Related costs consist of employee benefits. *SG $(23,473)* Related Costs: $(5,953)	(23,473)	-	(29,426)
3 . **Change in Number of Working Days** One less working day. Related costs consist of employee benefits. *SG $(2,240)* Related Costs: $(567)	(2,240)	-	(2,807)
Deletion of One-Time Services			
4 . **Deletion of Funding for Resolution Authorities** Delete funding for seven resolution authority positions. Due to the City's current financial constraints, only critical positions will be continued. Related costs consist of employee benefits. Continued: Administrative Services (Two positions) - See Item 5. Policy Development (Two positions) - See Item 5. Community Outreach (One position) - See Item 5. Network4Kids Program (One position) - See Item 5. *SG $(429,540)* Related Costs: $(108,931)	(429,540)	-	(538,471)
Continuation of Services			
5 . **Continue Resolution Position Authorities** Continue funding and resolution position authority for one Management Analyst II and one Administrative Assistant in the Administrative Services Division, one Project Assistant for the Network4Kids Program, one Project Coordinator in the Community Outreach Division, and one Assistant Executive Director and one Senior Project Coordinator in the Policy Development Division. Related costs consist of employee benefits. *SG $441,216* Related Costs: $157,824	441,216	-	599,040

Program Changes	Direct Cost	Positions	Total Cost
Changes in Salaries, Expense, Equipment and Special			
Efficiencies to Services			
6 . **Shared Administrative Services** Share administrative services between the Commission for Children, Youth and Their Families, The Human Relations Commission, and the Commission on the Status of Women. Transfer functions related to budget preparation and administration to the Human Relations Commission. Delete funding and regular position authority for one Accountant II and one Accounting Clerk II currently responsible for budget preparation and administration. (The resolution position authority for the Accounting Clerk II is deleted in Item 4.) The Commission for Children, Youth and Their Families will provide services related to support for the boards of commissioners and grant applications and administration for all three departments. Add funding and regular position authority for one Commission Executive Assistant I for support of all three boards of commissioners. Delete funding and regular position authority for one Senior Clerk Typist whose duties include support to the Board of Commissioners. An existing Management Analyst II will be responsible for grant applications and administration for all three departments. Sharing administrative services will result in overall savings of $59,545. Related costs consist of employee benefits. *SG $(58,656)* Related Costs: $(22,524)	(58,656)	(1)	(81,180)
Other Changes or Adjustments			
7 . **Creation of Commissioner Positions Category** Beginning in 2006-07, a new position category will be created for all part-time commissioners that is separate from the department's regular position authorities. This action will reduce the department's total regular count by the corresponding number of commissioners placed into the new category.	-	(15)	-
TOTAL CHILDREN, YOUTH AND THEIR FAMILIES	(54,850)	(16)	

2005-06 Program Budget	1,478,200	24
Changes in Salaries, Expense, Equipment and Special	(54,850)	(16)
2006-07 PROGRAM BUDGET	1,423,350	8

INDICATORS OF WORKLOAD

	ACTUAL 2000-01	ACTUAL 2001-02	ACTUAL 2002-03	ACTUAL 2003-04	ACTUAL 2004-05	EST. 2005-06	EST. 2006-07
COMMISSION FOR CHILDREN, YOUTH AND THEIR FAMILIES							
Child care advocacy/policy							
City supported child care centers established	1	1	3	2	1	2	2
Non-City child care centers established	4	6	-	-	-	13	13
Number of childcare collaborations with City Department/External Organizations	-	-	3	10	15	15	20
Child care centers meeting NAEYC/EPS standard	25	25	25	-	-	-	-
Organizations assisted to establish centers	18	20	200	200	200	200	200
New City funded or supported child care spaces	2,000	1,000	300	-	-	-	-
Child care spaces supported with City funds	1,060	1,060	1,060	-	-	-	-
Child care training events held	6	15	20	-	-	-	-
Participation/Sponsorship of childcare training/informational events	-	-	15	15	10	10	15
Policy/Legislation							
Legislative bills analyzed & summarized	45	50	60	50	30	59	55
Legislative bills sponsored or supported	15	20	30	-	-	-	-
Policy/Legislative alerts & reports	-	10	6	10	10	15	15
Policy/Legislative briefings	-	4	-	3	4	5	5
Grants							
Grant applications researched	200	150	***	-	-	-	-
Grants submitted	10	10	-	-	-	-	-
Grants awarded	2	2	-	-	-	-	-
Grants submitted in partnership	8	10	-	-	-	-	-
Grants awarded as a partner	3	3	-	-	-	-	-
Health Outreach							
Information provided to residents	20,000	12,000	16,000	18,000	20,000	20,000	20,000
Health outreach events attended	25	30	10	12	15	15	15
Health outreach presentations	40	45	45	-	-	-	-
Health access & policy planning sessions	60	40	40	-	-	-	-
Proposition K ** and Proposition 12 ***							
Request for proposals distributed	600	600	-	-	-	-	-
Bidders' conferences held	3	6	-	-	-	-	-
Technical assistance calls answered	200	200	200	-	-	-	-
Service/maintenance agreements monitored	30	30	45	-	-	-	-
Local VNOC meetings held	60	60	60	-	-	-	-
City/community meetings held	35	50	35	-	-	-	-
Information provided to elected officials, City departments, public and others	500	500	500	-	-	-	-

INDICATORS OF WORKLOAD (Continued)

	ACTUAL 2000-01	ACTUAL 2001-02	ACTUAL 2002-03	ACTUAL 2003-04	EST. 2004-05	EST. 2005-06	EST. 2005-06
Neighborhood Networks 4 Kids							
Number of Networks established	15	15	15	6	15	15	5
Number of NN4K participants	1,500	1,500	2,500	1,750	1,400	4,200	1,400
NN4K participants trained	800	900	1,200	750	1,800	2,700	900
Community events/public forums attended	42	55	75	40	32	-	-
NN4K infrastructure/community meetings	500	500	500	625	625	720	240
Interdepartmental/Interagency							
Collaborations	21	25	30	24	19	-	-
Meetings attended	512	600	650	520	416	-	-
New afterschool spaces created	4,500	5,000	-	-	-	-	-
Youth Council							
Number of participants	60	75	40	40	40	80	100
Youth Council members	35	40	21	21	21	30	30
Youth Council events held	15	24	24	24	12	12	18
Public forums attended/co-sponsored	4	24	13	13	13	25	25
Juvenile Justice Youth Initiative**							
Number of participants trained	250	-	-	-	-	-	-
Reports completed	3	-	-	-	-	-	-
Community meetings/trainings attended	20	-	-	-	-	-	-
Publications Published and Disseminated							
Brochures and fact sheets	60,000	60,000	60,000	65,000	65,000	32,500	32,500
Newsletter/bulletins	24,000	35,000	35,000	35,000	35,000	17,500	17,500
Reports/directories	8,000	8,000	9,000	9,000	9,000	4,500	4,500
Articles prepared/published	8	8	10	10	10	10	10

* Indicators of Workload prior to 2000-01 are reflective of Proposition K only, as Proposition 12 was implemented February 2001.

** The Juvenile Justice Youth Initiative was in effect from September 1998 to June 2001. There are no records prior to FY 1998-99, nor after FY 2000-01.

*** Position re-allocated to Youth Development. Grants involvement will be case directed.

**** Proposition K duties and responsibilities transferred to Bureau of Engineering

COMMISSION ON THE STATUS OF WOMEN

2006-07 Proposed Budget

FUNDING

	2005-06 Estimated	2005-06 Budget	2006-07 PROPOSED Amount	%Change
Salaries	$ 512,000	$ 511,624	**$ 459,903**	(10.1)%
Expense	57,000	57,716	**47,716**	(17.3)%
Equipment	--	--	**--**	-- %
Special	--	--	**--**	-- %
TOTAL	**$ 569,000**	**$ 569,340**	**$ 507,619**	(10.8)%

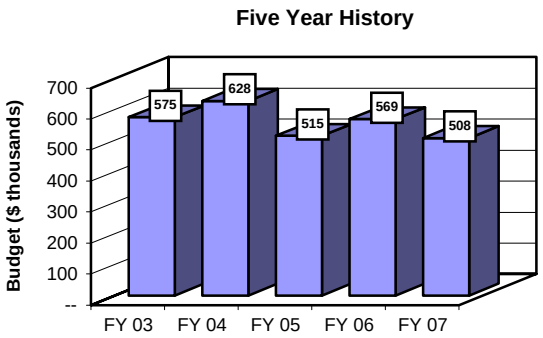

STAFFING

	June 30, 2006 Projected Staffing	2005-06 Adopted Budget	2006-07 PROPOSED Authorized Staffing	%Change
Regular	12	12	**5 ***	(58.3)%
Resolution	3	4	2	

*Seven Commissioner positions are moved from the total regular authority count to a separate category. See Commission on the Status of Women Item 9.

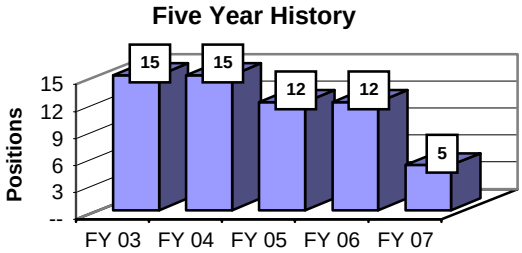

BUDGET HIGHLIGHTS

	Direct Cost	Positions
◆ CEDAW Program Support (One resolution authority)	$ 56,364	--
◆ Commission Support (One resolution authority)	52,068	--
◆ Shared Administrative Services	--	--

Recapitulation of Changes

	Adopted Budget 2005-06	Total Budget Changes	Budget Appropriation 2006-07
EXPENDITURES AND APPROPRIATIONS			
Salaries			
Salaries General	510,624	(51,721)	458,903
Overtime General	1,000	-	1,000
Total Salaries	511,624	(51,721)	459,903
Expense			
Printing and Binding	23,473	-	23,473
Contractual Services	23,405	(10,000)	13,405
Governmental Meetings	771	(771)	-
Office and Administrative	10,067	771	10,838
Total Expense	57,716	(10,000)	47,716
Total Commission on the Status of Women	569,340	(61,721)	507,619
SOURCES OF FUNDS			
General Fund	569,340	(61,721)	507,619
Total Funds	569,340	(61,721)	507,619
Percentage Change			-10.84%
Positions	12	(7)	5

Status of Women

The Commission on the Status of Women assists in assuring to all women the opportunity for full and equal participation in the affairs of City government and assists in promoting the general welfare of women in the community. The functions of the Commission include advising the Mayor and Council of the needs and concerns of women, investigating problems and recommending programs which will increase opportunities for women, and performing other studies and surveys.

Program Changes	Direct Cost	Positions	Total Cost
Changes in Salaries, Expense, Equipment and Special			
Obligatory Changes			
1 . **2006-07 Employee Compensation Adjustment** Related costs consist of employee benefits. *SG $10,671* Related Costs: $2,706	10,671	-	13,377
2 . **Salary Step Plan and Turnover Effect** Related costs consist of employee benefits. *SG $(4,348)* Related Costs: $(1,103)	(4,348)	-	(5,451)
3 . **Change in Number of Working Days** One less working day. Related costs consist of employee benefits. *SG $(1,340)* Related Costs: $(340)	(1,340)	-	(1,680)
Deletion of One-Time Services			
4 . **Deletion of Funding for Resolution Authorities** Delete funding for two resolution authority positions. Due to the City's current financial constraints, only critical positions will be continued. Related costs consist of employee benefits. Continued: CEDAW Program Support (One position) - See Item 5. Commission Support (One position) - See Item 6. *SG $(165,136)* Related Costs: $(41,878)	(165,136)	-	(207,014)
Continuation of Services			
5 . **CEDAW Program Support** Continue funding and resolution position authority for one Management Analyst I to provide support for the Convention on the Elimination of Discrimination Against Women (CEDAW) Program. Related costs consist of employee benefits. *SG $56,364* Related Costs: $21,948	56,364	-	78,312

Program Changes	Direct Cost	Positions	Total Cost
Changes in Salaries, Expense, Equipment and Special			
Continuation of Services			
6 . **Commission Support** Continue funding and resolution position authority for one Senior Clerk Typist to support Commission activities. Related costs consist of employee benefits. *SG $52,068* Related Costs: $20,856	52,068	-	72,924
Efficiencies to Services			
7 . **Special Studies** Reduce contractual services expenses by $10,000 from $23,405 to $13,405 to reflect the completion of past special studies. Remaining funding is for photocopier leases, and for a special study and campaign related to sexual assault education and prevention. *EX $(10,000)*	(10,000)	-	(10,000)
8 . **Shared Administrative Services** Share administrative services between the Commission on the Status of Women, the Human Relations Commission, and the Commission for Children, Youth and Their Families. Transfer functions related to budget preparation and administration to the Human Relations Commission. Transfer functions related to support for the board of commissioners and grant applications and administration to the Commission for Children, Youth and Their Families. Current staff levels at the Commission on the Status of Women will not be impacted. Existing staff will be able to focus on the Department's core functions. Sharing administrative services will result in overall savings of $59,545.	-	-	-
Other Changes or Adjustments			
9 . **Creation of Commissioner Positions Category** Beginning in 2006-07, a new position category will be created for all part-time commissioners that is separate from the department's regular position authorities. This action will reduce the department's total regular count by the corresponding number of commissioners placed into the new category.	-	(7)	-
TOTAL STATUS OF WOMEN	(61,721)	(7)	

2005-06 Program Budget	569,340	12
Changes in Salaries, Expense, Equipment and Special	(61,721)	(7)
2006-07 PROGRAM BUDGET	507,619	5

INDICATORS OF WORKLOAD

	ACTUAL 2000-01	ACTUAL 2001-02	ACTUAL 2002-03	ACTUAL 2003-04	EST. 2004-05	EST. 2005-06	EST. 2006-07
PUBLICATIONS PRINTED AND DISSEMINATED							
Women's Survival Guides	40,000	40,000	36,000	30,000	19,500	19,500	19,500
LA Woman Newsletter	30,000	30,000	-	-	-	-	-
Domestic Violence Resource Materials	1,000	1,000	1,000	1,000	650	650	650
AIDS Brochures	1,000	1,000	1,000	1,000	650	650	650
Fact Sheets	1,000	2,000	2,000	2,000	1,300	1,300	1,300
Commission Packages	2,000	2,000	2,000	2,000	1,300	1,300	1,300
Sexual Harassment Handbook	500	2,000	2,000	2,000	1,300	1,300	1,300
Los Angeles Directory of Women's Organizations and Services	10,000	7,000	7,000	6,000	3,900	3,900	3,900
CEDAW*	-	800	700	700	-	-	-
YWAR*	-	3,000	3,000	3,000	1,950	1,950	1,950
LEGISLATION							
Legislation Analyzed	150	150	150	150	97	97	97
Urgent Legislative Responses Required (via mail, email, fax, phone)	5	5	5	5	3	3	3
ANNUAL EVENTS (Formerly ACTIVITY)							
Women's History month/Pioneer Women	200	200	300	300	200	200	200
Women of Courage/Women's Equality	800	800	-	800	500	500	500
Take Our Daughters to Work	500	900	-	-	-	-	-
Domestic Violence Awareness Month	200	300	300	300	200	200	200
Co-sponsored Events	1,500	1,500	1,500	1,500	1,075	1,075	1,075
TRAINING CONDUCTED (Attendance per category)							
Domestic Violence Workplace Policy	1,000	1,000	1,800	5,000	3,250	3,250	3,250
Domestic Violence Community Based Training	500	600	600	600	390	390	390
CEDAW*	-	-	120	120	78	78	78
MEDIA AND PUBLIC OUTREACH							
Television Stations Airing CSW PSA's	7	7	2	2	2	2	2
Radio Stations Airing CSW PSA's	7	7	1	1	1	1	1
Television Interviews	5	5	5	5	5	5	5
Radio Interviews	5	5	5	5	5	5	5
LA Woman Talk Show Airings	104	104	104	104	104	104	104
Airing of Other CSW Productions	6	12	12	12	12	12	12
Media Inquiries	6	10	10	10	10	10	10
PUBLIC PRESENTATIONS							
Staff Speaking Engagements	25	35	25	25	16	16	16
PUBLIC HEARINGS (participants)							
CEDAW	300	300	375	375	-	-	-
Others	-	300	300	300	200	200	200

INDICATORS OF WORKLOAD (Continued)

	ACTUAL 2000-01	ACTUAL 2001-02	ACTUAL 2002-03	ACTUAL 2003-04	EST. 2004-05	EST. 2005-06	EST. 2005-06
REQUESTS FOR COUNSELING & REFERRALS (Current average: 35 calls/daily)	9,000	9,200	8,000	8,000	8,000	8,000	8,000
ABATEMENTS							
Domestic Violence Resource Team (DVRT)							
Number of Inquiries	76	80	100	100	100	100	100
Number of Cases Investigated/Dispositioned	20	25	50	50	50	50	50
Number of Investigative Hours Expended	90	113	225	225	225	225	225
Sexual Harassment/Gender Discrimination							
Number of Inquiries	40	40	55	55	55	55	55
Number of Cases Investigated	20	20	5	5	5	5	5
Number of Cases Resolved	14	14	5	5	5	5	5
Young Women At Risk Violence Intervention Program (YWAR)							
Number of Girls Served	20	71	71	393	393	393	393
Hours of Facilitation/Instruction Delivered	24	450	450	392	392	392	392
Volunteer Professional Hours	-	168	168	168	168	168	168
Number of Speakers/Special Presentations	2	34	35	103	103	103	103
Number of Special Events/Enrichment Classes	8	18	18	33	33	33	33
Mentors/Internships	-	-	10	5	10	10	10

*New workload indicato

COMMUNITY DEVELOPMENT DEPARTMENT

2006-07 Proposed Budget

FUNDING

	2005-06 Estimated	2005-06 Budget	2006-07 PROPOSED Amount	%Change
Salaries	$ 20,468,000	$ 21,208,517	**$ 21,801,302**	2.8%
Expense	2,153,000	1,952,847	**1,952,847**	-- %
Equipment	--	--	**--**	-- %
Special	--	--	**--**	-- %
TOTAL	**$ 22,621,000**	**$ 23,161,364**	**$ 23,754,149**	2.6%

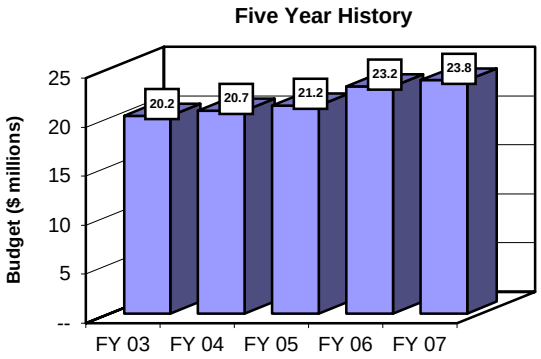

STAFFING

	June 30, 2006 Projected Staffing	2005-06 Adopted Budget	2006-07 PROPOSED Authorized Staffing	%Change
Regular	273	273	**273**	-- %
Resolution	29	29	21	

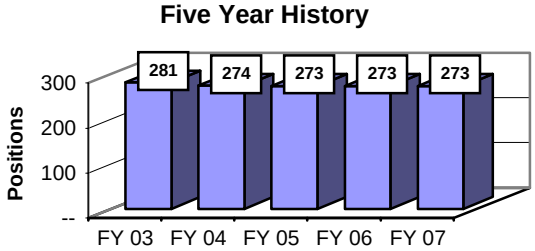

BUDGET HIGHLIGHTS

	Direct Cost	Positions
◆ Prop 12 Administration (Two resolution authorities)	$ 140,370	--
◆ LA Bridges Administration (19 resolution authorities)	1,469,312	--

Recapitulation of Changes

	Adopted Budget 2005-06	Total Budget Changes	Budget Appropriation 2006-07
EXPENDITURES AND APPROPRIATIONS			
Salaries			
Salaries General	19,760,311	592,785	20,353,096
Salaries As-Needed	1,347,223	-	1,347,223
Overtime General	100,983	-	100,983
Total Salaries	21,208,517	592,785	21,801,302
Expense			
Printing and Binding	106,380	-	106,380
Travel	39,924	-	39,924
Contractual Services	1,084,583	-	1,084,583
Transportation	116,602	-	116,602
Governmental Meetings	50,960	(50,960)	-
Office and Administrative	504,096	50,960	555,056
Operating Supplies	50,302	-	50,302
Total Expense	1,952,847	-	1,952,847
Total Community Development	23,161,364	592,785	23,754,149
SOURCES OF FUNDS			
General Fund	1,902,446	(132,825)	1,769,621
Community Development Trust Fund (Sch. 8)	11,568,526	205,229	11,773,755
Community Services Admin. Grant (Sch. 13)	1,279,134	35,810	1,314,944
Workforce Investment Act Fund (Sch. 22)	8,411,258	484,571	8,895,829
Total Funds	23,161,364	592,785	23,754,149
Percentage Change			2.56%
Positions	273	-	273

Changes Applicable to Various Programs

The following changes involve two or more budgetary programs. These changes are explained below and apportioned as single entries in the affected programs. Single-program changes are shown only in the programs involved.

Program Changes	Direct Cost	Positions	Total Cost
Changes in Salaries, Expense, Equipment and Special			
Obligatory Changes			
1 . **2006-07 Employee Compensation Adjustment** Related costs consist of employee benefits. *SG $576,292* Related Costs: $146,148	576,292	-	722,440
2 . **Salary Step Plan and Turnover Effect** Related costs consist of employee benefits. *SG $298,455* Related Costs: $75,688	298,455	-	374,143
3 . **Change in Number of Working Days** One less working day. Related costs consist of employee benefits. *SG $(72,359)* Related Costs: $(18,350)	(72,359)	-	(90,709)
Deletion of One-Time Services			
4 . **Deletion of Funding for Resolution Authorities** Delete funding for 21 resolution authority positions. Due to the City's current financial constraints, only critical positions will be continued. Related costs consist of employee benefits. Continued: Proposition 12 Administration (Two positions) - See Item 8. LA Bridges Administration (19 positions) - See Item 11. *SG $(1,749,251)* Related Costs: $(443,610)	(1,749,251)	-	(2,192,861)
5 . **Deletion of One-Time Expense Funding** Funding for one-time 2005-06 expense items is deleted. *SOT $(2,000); EX $(68,034)*	(70,034)	-	(70,034)
Efficiencies to Services			
6 . **Program Adjustment** Add funding and regular position authority for one Clerk Typist in the Economic Development Division (EDD) and delete one regular position authority of the same class and corresponding funding in the Administrative and Neighborhood Development Division. This change is due to workload and operational changes, where additional support is needed in the EDD Voucher Unit. Funding is provided from the Community Development Block Grant.	-	-	-
TOTAL CHANGES APPLICABLE TO VARIOUS PROGRAMS	(1,016,897)	-	

Block Grant Administration

This program coordinates development of the City's yearly Housing and Community Development Block Grant application, including citizen participation; provides grant coordination and support functions to operational units in the areas of reporting, contracting, systems support, risk management, and public information services.

Program Changes	Direct Cost	Positions	Total Cost
Changes in Salaries, Expense, Equipment and Special			
7 . **Apportionment of Changes Applicable to Various Programs** Related costs consist of employee benefits Related Costs: $(58,909)	(210,144)	(1)	(269,053)
Continuation of Services			
8 . **Proposition 12 Administration** Continue funding and resolution position authority for one Management Analyst II and one Accountant II for administration of the Proposition 12 Per Capita Grant Program (Prop 12 Program). This program provides funds to the City for capital outlay projects for the acquisition, development, improvement, rehabilitation, restoration, enhancement and interpretation of local park and recreation lands and facilities. In June 2001, the Community Development Department (CDD) was designated as fiscal agent for the Prop 12 Program (C.F. 01-1326). CDD conducts all negotiations, executes grant contracts for awarded projects, prepares financial documents and submits payment requests to the State in accordance with Prop 12 Program requirements. Funding is provided from the General Fund. Related costs consist of employee benefits. *SG $132,336; EX $8,034* Related Costs: $48,864	140,370	-	189,234
9 . **Environmental Compliance** Add funding and regular position authority for one Environmental Specialist II and one Environmental Specialist I to perform environmental and historic reviews for projects receiving federal funds in order to meet grant requirements. These positions more accurately reflect the duties, skills and responsibilities currently performed by Management Analysts (MA). The Department presently has two Environmental Specialists approved under substitute authority through 2005-06 with two MA positions held vacant. This action deletes one MA II and one MA I on regular authority in favor of the new positions. Funding is provided from the Community Development Block Grant.	-	-	-
TOTAL BLOCK GRANT ADMINISTRATION	(69,774)	(1)	

2005-06 Program Budget	3,371,434	44
Changes in Salaries, Expense, Equipment and Special	(69,774)	(1)
2006-07 PROGRAM BUDGET	3,301,660	43

Training and Job Development

This program administers the City's Workforce Investment Act funds and recommends allocation of these funds by contractual agreements for conducting work experience, classroom and on-the-job training programs for eligible participants.

Program Changes	Direct Cost	Positions	Total Cost
Changes in Salaries, Expense, Equipment and Special			
10 . **Apportionment of Changes Applicable to Various Programs** Related costs consist of employee benefits Related Costs: $(278,531)	(1,160,314)	-	(1,438,845)
Continuation of Services			
11 . **LA Bridges Administration** Continue administration funding and resolution authority for 19 positions, including one Chief Management Analyst, Senior Management Analysts, Management Analysts, Community Program Directors and Community Program Assistants to administer the LA Bridges Program (LAB). Operational since 1997, LAB is a $14 million dollar middle school-based gang prevention and community-based gang intervention program. Administration funding is provided from the General Fund. LAB Program funding is in the General City Purposes schedule. Related costs consist of employee benefits. *SG $1,407,312; SOT $2,000; EX $60,000* Related Costs: $502,380	1,469,312	-	1,971,692
TOTAL TRAINING AND JOB DEVELOPMENT	308,998	-	

2005-06 Program Budget	10,112,088	96
Changes in Salaries, Expense, Equipment and Special	308,998	-
2006-07 PROGRAM BUDGET	10,421,086	96

Human Services

This program provides for the administration of all grant-funded social programs and some neighborhood development activities.

Program Changes	Direct Cost	Positions	Total Cost
Changes in Salaries, Expense, Equipment and Special			
12 . **Apportionment of Changes Applicable to Various Programs** Related costs consist of employee benefits Related Costs: $65,109	256,747	-	321,856
TOTAL HUMAN SERVICES	256,747	-	

2005-06 Program Budget	6,123,761	87
Changes in Salaries, Expense, Equipment and Special	256,747	-
2006-07 PROGRAM BUDGET	6,380,508	87

Economic Development

This program develops and processes proposals for the promotion of commerce and industry through the use of various financial mechanisms and a partnership of public and private resources. The program includes the economic development activities that were formerly administered by the Community Analysis and Planning Program and Human Services Program.

Program Changes	Direct Cost	Positions	Total Cost
Changes in Salaries, Expense, Equipment and Special			
13 . **Apportionment of Changes Applicable to Various Programs** Related costs consist of employee benefits Related Costs: $25,836	71,690	1	97,526
TOTAL ECONOMIC DEVELOPMENT	71,690	1	

2005-06 Program Budget	2,721,946	38
Changes in Salaries, Expense, Equipment and Special	71,690	1
2006-07 PROGRAM BUDGET	2,793,636	39

General Administration and Support

This program provides direction and control for the Community Development Department and includes clerical services, budgeting and accounting functions.

Program Changes	Direct Cost	Positions	Total Cost
Changes in Salaries, Expense, Equipment and Special			
14 . **Apportionment of Changes Applicable to Various Programs** Related costs consist of employee benefits Related Costs: $6,371	25,124	-	31,495
TOTAL GENERAL ADMINISTRATION AND SUPPORT	25,124	-	

2005-06 Program Budget	832,135	8
Changes in Salaries, Expense, Equipment and Special	25,124	-
2006-07 PROGRAM BUDGET	857,259	8

INDICATORS OF WORKLOAD

	ACTUAL 2000-01	ACTUAL 2001-02	ACTUAL 2002-03	ACTUAL 2003-04	ACTUAL 2004-05	EST. 2005-06	EST. 2006-07
EXECUTIVE							
DONE meetings attended	-	-	4	10	4	4	4
DONE services provided	-	-	50	20	20	20	20
Assist with Council deputy meetings	-	-	50	110	110	110	110
Council committee meeting assistance	-	-	170	200	200	200	200
Generate Council/Mayor/CLA reports	-	-	156	156	156	156	156
Council request assistance	-	-	200	250	300	400	400
Department coordination	-	-	500	500	620	620	620
IR closure coordination	-	-	-	80	80	23	23
ADMINISTRATIVE SERVICES AND NEIGHBORHOOD DEVELOPMENT							
Administrative Support Services:							
On-site print shop photocopying	4,468,775	5,000,000	6,000,000	6,000,000	6,000,000	6,000,000	*
Shipments or services received	1,488	1,550	2,900	3,200	3,360	3,360	*
Distribution of supplies	1,410	1,480	3,200	3,400	3,570	3,570	*
Budget and procurement:							
Encumberances processed	1,829	1,920	2,000	2,000	4,132	4,150	*
Petty cash request processed	681	1,260	1,400	1,400	1,400	1,400	*
Travel requests processed	109	80	140	140	140	140	*
Grants Administration:							
CDBG eligibility reviews	300	300	300	300	580	400	400
Substantial amendments prepared	-	-	40	40	25	23	8
PEP forms reviewed	-	-	200	200	250	200	200
Reports generated	-	-	20	20	20	25	25
Neighborhood Development:							
Contracts, amendments, PEPs, & transmittals executed	-	-	280	280	280	280	140
Construction meetings	550	1,275	550	550	550	550	225
Client/Project Team contacts	75,000	38,000	38,000	38,000	38,000	38,000	19,000
Technical assistance memoranda	890	200	250	250	250	250	200
Advisory board meetings/CUP	59	60	49	6	22	24	20
Committee meetings/Council briefings	-	-	30	30	30	30	40
Environmental reviews	625	-	-	-	-	-	-
Environmental Impact Report monitoring visits	700	-	-	-	-	-	-
Insurance documents processed [1]	6,000	-	-	-	-	-	-
Contractors' case management [1]	-	-	-	-	-	-	-
Amendments to Consolidated Plan	53	35	40	40	20	10	5
Insurance consultations/needs/training [1]	2,000	-	-	-	-	-	
FINANCIAL MANAGEMENT							
Financial management of contracts & loans	737	1,555	2,056	3,222	2,964	3,214	*
Grants administered/Active funds managed	40	28	35	43	42	47	*
Technical assistance to agencies	-	-	792	565	582	590	*
Financial reports prepared & evaluated	2,235	2,320	5,761	6,161	6,018	5,879	*
Revenue/Disbursement documents processed	60,111	44,469	41,529	42,538	41,550	41,718	*
Fiscal review/Site visits	551	223	200	43	110	110	*
Single audit reports reviewed/internal audits performed	215	369	223	121	177	177	*
Financial reports and documents prepared and processed [2]	-	5,349	5,120	5,406	*	*	*
COMPUTER SYSTEMS SERVICES							
Service calls	1,200	1,450	1,389	1,505	1,705	1,605	*
Training classes	156	295	124	146	246	246	*
Systems modification requests	60	90	250	250	250	250	*

INDICATORS OF WORKLOAD (Continued)

	ACTUAL 2000-01	ACTUAL 2001-02	ACTUAL 2002-03	ACTUAL 2003-04	ACTUAL 2004-05	EST. 2005-06	EST. 2006-07
WORKFORCE DEVELOPMENT							
Grants awarded	14	6	6	14	12	7	*
Grants administered	14	14	14	15	13	8	*
Contracts managed	92	152	152	256	170	170	*
WIB meetings	84	109	109	10	170	170	*
RFPs released	5	15	15	14	100	100	*
Services to employers affected by staff						124	108
Proposals evaluated	150	93	93	87	87	87	*
Youth Vacation Jobs Participants:							
CALWORKS	-	-	2,300	973	973	973	*
General Funded	-	-	-	1,295	1,295	1,295	*
Technical assistance training/workshops	992	570	3,150	2,877	7,010	7,010	*
Technical assistance memoranda/public notices	70	65	25	42	33	28	*
for Family Development Networks	-	66	49	66	58	65	*
for Neighborhood Action Programs	-	570	805	462	261	269	*
for Domestic Violence Shelter Ops.	-	96	89	67	74	74	*
for Leased Facilities and Loans	-	77	139	139	141	185	*
for Specially Targeted and New Programs	-	-	50	59	17	17	*
Percent Adult/Laid-off workers employed	-	-	-	-	-	53%	46%
Services provided to Adult residents	-	-	-	-	-	-	82,650
Services provided to low income adults	-	-	-	-	-	-	2,858
Services provided to laid-off workers	-	-	-	-	-	-	1,738
No. persons affected by downsizing/plant	-	-	-	-	-	9,000	7,830
No. employers affected by downsizing/plant	-	-	-	-	-	124	108
Job training/support/career assistance/	-	-	-	-	-	4,074	3,544
Summer Youth Employment services to youth	-	-	-	-	-	2,268	1,973
Free Cash for College - information	-	-	-	-	-	10,000	10,000
HUMAN SERVICES AND FAMILY DEVELOPMENT							
Advisory Board meetings/coordination/committees	206	215	72	53	48	43	*
Grant agreements and amendments	3	3	5	6	12	12	*
RFPs/RFLQs released	3	3	3	1	3	1	*
Technical assistance training/workshops	992	570	3,150	2,877	7,010	7,010	*
Technical assistance memoranda/public notices	70	65	25	42	33	28	*
for Family Development Networks	-	66	49	66	58	65	*
for Neighborhood Action Programs	-	570	805	462	261	269	*
for Domestic Violence Shelter Ops.	-	96	89	67	74	74	*
for Leased Facilities and Loans	-	77	139	139	141	185	*
for Specially Targeted and New Programs	-	-	50	59	17	17	*
Positive outcome movements recorded							*
for residents seeking self-sufficiency	1,060	2,602	2,332	1178	2500	2500	*
Grant proposals/Applications prepared	-	-	1	7	3	5	*
Reports prepared	-	-	352	253	335	333	*
Special events (sponsor & guest)	-	-	-	36	50	45	*
Community safety and disaster training	6	6	-	*	*	*	*
Community meetings - various projects	-	-	5	*	*	*	*
Proposals evaluated	24	20	-	*	*	*	*
Committee meetings (including CIPAs)	66	66	22	*	*	*	*
Contracts, amendments, workplans, and				*	*	*	*
expenditure plans prepared:	484	-	-	*	*	*	*
Committee meetings (including CIPAs/CUP) [2]	66	-	-	*	*	*	*
Public hearings conducted [2]	7	-	-	*	*	*	*
Contracts-leases processed/monitored	280	-	-	*	*	*	*
Proposals evaluated	24	20	-	*	*	*	*
Case management plans to FDN enrollees	-	-	-	-	-	1,500	1,500
Short-term services to FDN & NAP clients	-	-	-	-	-	15,243	15,243
NAP clients enrolled in outcome-based prog.	-	-	-	-	-	7,500	7,500

INDICATORS OF WORKLOAD (Continued)

	ACTUAL 2000-01	ACTUAL 2001-02	ACTUAL 2002-03	ACTUAL 2003-04	ACTUAL 2004-05	EST. 2005-06	EST. 2006-07
HUMAN SERVICES AND FAMILY DEVELOPMENT (continued)							
Nonprofit service contracts managed by staff	-	-	-	-	-	135	135
Number of service contacts made by community	-	-	-	-	-	192,528	192,528
Domestic violence interventions through	-	-	-	-	-	2,438	2,438
Continued Use Program -leases administered	-	-	-	-	-	43	43
Continued Use Program - loans administered	-	-	-	-	-	92	92
No. of Specially Targeted Programs	-	-	-	-	-	6	5
No. children enrolled in LA's Best	-	-	-	-	-	19,750	4,500
Day Laborer Program							
Services provided to Day Laborers (11 sites)	-	-	-	-	-	4,400	3,500
Services provided to Day Laborers	-	-	-	-	-	16,000	12,000
L.A. BRIDGES							
Contracts processed	-	253	236	226	194	193	*
New Contracts	-	-	-	39	33	32	*
Amendments	-	-	-	36	8	8	*
Sub-Agreements	-	-	-	140	146	146	*
Personal Services	-	-	-	7	6	6	*
MOU	-	-	-	3	1	1	*
Budget/Expenditure plans	84	89	72	72	60	63	*
Expenditure plans processed	-	-	-	36	33	33	*
Adjustments processed	-	-	-	36	27	30	*
Monitoring site visits	122	134	126	138	138	138	*
Site visit reports	78	105	100	89	89	89	*
Community meetings:							*
Collaboratives	324	328	328	328	324	324	*
Neighborhood Advocacy Council	348	310	310	162	162	140	*
Events	81	93	100	115	100	95	*
Technical assistance							*
# of program staff trained - Operations	350	48	288	450	106	106	*
# of program staff trained - MIS	22	420	82	300	100	80	*
Program participants							*
Tertiary, Primary/Secondary	5,400	7,690	9,931	5,961	6,060	6,060	*
LAB II referrals to WorkSource Centers	-	-	-	298	500	500	550
LAB II referrals to jobs, education, training	-	-	-	734	1,734	1,820	*
LAB II case managed clients	-	-	-	298	229	240	*
Gang intervention staff certification	-	-	57	75	75	75	*
LAUSD meetings	-	-	140	-	-	-	-
JAIBG subgrantee reports prepared [1]	-	-	5	-	-	-	-
Gang intervention reporting districts [1]	-	-	178	-	-	-	-
DONE meetings [1]	-	-	8	-	-	-	-
Request for Proposals processs completed [1]	-	-	-	-	-	-	-
No. middle school with Safe Passage Programs	-	-	-	-	-	5	27
No. referrals to Youth Opportunity System/ Summer Youth Program	-	-	-	-	-	-	100

INDICATORS OF WORKLOAD (Continued)

	ACTUAL 2000-01	ACTUAL 2001-02	ACTUAL 2002-03	ACTUAL 2003-04	ACTUAL 2004-05	EST. 2005-06	EST. 2006-07
ECONOMIC DEVELOPMENT (Formerly INDUSTRIAL AND COMMERCIAL DEVELOPMENT)							
Loans serviced, including Section 108	-	-	123	65	74	85	*
Industrial Dev. Bond applications received	12	11	9	13	15	20	*
Industrial Dev. Bond projects induced	7	3	3	4	5	6	*
Industrial Dev. Bonds issued	7	9	4	10	11	16	*
Industrial Dev. Bonds Requests received	-	-	34	13	55	60	*
Contracts monitored	67	79	53	37	40	43	*
Loans processed	-	-	43	47	49	51	*
Loans approved	-	-	7	12	13	15	*
Loans funded	-	-	-	2	5	11	*
Business Assistance & Outreach	-	-	8,631	10,100	10,200	10,300	*
Seminars/workshops/meetings conducted	112	164	191	152	175	200	*
Hiring Tax Credit vouchers issued	5,826	9,275	12,634	28,568	15,000	15,500	*
EITC calls received	7,130	5,828	-	-	-	-	-
Contracts & amendments executed	-	-	80	43	53	58	*
Businesses receiving technical assistance/ training	-	-	-	-	-	490	500
Loan/Bond programs-requests received	-	-	-	-	-	68	109
Zone/Tax Incentive Program-Zone Manager Assistance	-	-	-	-	-	9,517	9,827
Zone/Tax Incentive Program-seminars/ meetings & mailers	-	-	-	-	-	221	232
Zone/Tax Incentive Program - Businesses submitting Tax Credit Vouchers	-	-	-	-	-	15,500	26,744
HUMAN RESOURCES							
JTPA/WIA complaints processed	150	150	35	45	50	50	*
Contractors monitored for ADA/EEO compliance	70	-	40	40	45	45	*
Department hiring	-	71	65	100	100	100	*
Personnel actions taken	-	22	15	28			*
Affirmative Action Plan compliance	-	-	450	500	525	525	*
Fraud & abuse prevention training	-	-	9	9	5	5	*
Fraud & abuse cases	-	-	15	5	5	5	*
Civil Rights Center site visit working sessions	-	-	-	12	3	3	*
Contractor Training	-	-	-	12	3	3	*
ADA compliance monitoring in City facilities	-	-	-	20	30	30	*
Customer service complaints	-	-	20	40	50	50	*
Form 41 transactions	-	-	860	822	800	800	*
Unfreeze requests processed	-	-	54	30	30	30	*
Employee Relations issues	-	-	20	25	30	30	*
FMLA requests	-	-	21	35	35	35	*
Disciplinary actions	-	-	-	20	20	20	*
Grievances	-	-	-	5	5	5	*
Unfair employee relations practices	-	-	-	30	3	3	*

1. Activity discontinued by this program
2. Activity was re-classified to another workload category
* No longer tracked

CONTROLLER

2006-07 Proposed Budget

FUNDING

	2005-06 Estimated	2005-06 Budget	2006-07 PROPOSED Amount	%Change
Salaries	$ 14,509,000	$ 14,326,654	**$ 15,261,393**	6.5%
Expense	2,460,000	2,125,865	**6,877,735**	223.5%
Equipment	107,000	103,800	**586,400**	464.9%
Special	--	--	**--**	-- %
TOTAL	**$ 17,076,000**	**$ 16,556,319**	**$ 22,725,528**	37.3%

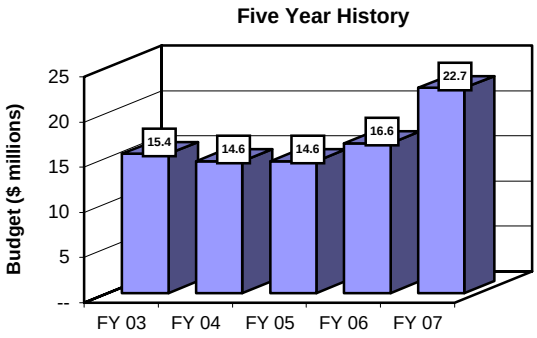

STAFFING

	June 30, 2006 Projected Staffing	2005-06 Adopted Budget	2006-07 PROPOSED Authorized Staffing	%Change
Regular	186	186	**187**	0.5%
Resolution	16	13	27	

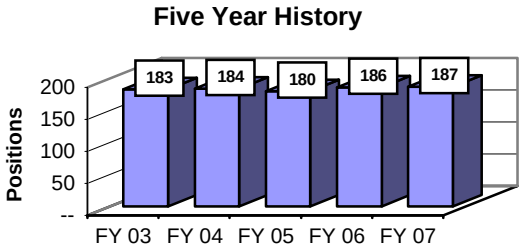

BUDGET HIGHLIGHTS

	Direct Cost	Positions
◆ Payroll System Replacement Project (Ten resolution authorities)	$ 1,500,224	-
◆ Demand Audit Support - Water and Power	70,332	1
◆ Demand Audit Support - Harbor	70,332	1
◆ Procurement Card Program - Recreation and Parks (One resolution authority)	70,332	-
◆ Governmental Efficiency Unit (Four resolution authorities)	225,348	(1)
◆ Internal Audit Staff for Treasurer (One resolution authority)	87,996	-
◆ Financial Management System Replacement (11 resolution authorities)	5,633,216	-
◆ Accounts Payable Document Management	70,000	-

Recapitulation of Changes

	Adopted Budget 2005-06	Total Budget Changes	Budget Appropriation 2006-07
EXPENDITURES AND APPROPRIATIONS			
Salaries			
Salaries General	14,239,583	939,947	15,179,530
Overtime General	87,071	(5,208)	81,863
Total Salaries	14,326,654	934,739	15,261,393
Expense			
Printing and Binding	60,000	-	60,000
Contractual Services	1,815,880	2,423,894	4,239,774
Contingent Expense	30,000	475,000	505,000
Office and Administrative	219,985	1,852,976	2,072,961
Total Expense	2,125,865	4,751,870	6,877,735
Equipment			
Furniture, Office and Technical Equipment	103,800	482,600	586,400
Total Equipment	103,800	482,600	586,400
Total Controller	16,556,319	6,169,209	22,725,528
SOURCES OF FUNDS			
General Fund	15,991,020	6,213,849	22,204,869
Community Development Trust Fund (Sch. 8)	128,650	(72,986)	55,664
HOME Invest. Partnerships Program Fund (Sch. 9)	37,039	2,724	39,763
Sewer Capital (Sch. 14)	255,013	20,174	275,187
Workforce Investment Act Fund (Sch. 22)	47,597	2,724	50,321
Proposition A Local Transit Fund (Sch. 26)	97,000	2,724	99,724
Total Funds	16,556,319	6,169,209	22,725,528
Percentage Change			37.26%
Positions	186	1	187

Accounting For City Funds

This program provides for the execution of the Controller's Charter duties as chief accounting and auditing officer of the City in exercising general supervision over all accounts of officers and boards, prescribing methods and installation of accounting systems, recording and auditing receipts and disbursements, approving demands, protecting appropriations against overdraft and unauthorized purposes, centrally preparing payrolls, maintaining records of payroll deductions, and maintaining custody of all official bonds except that of the Controller.

Program Changes	Direct Cost	Positions	Total Cost
Changes in Salaries, Expense, Equipment and Special			
Obligatory Changes			
1 . **2006-07 Employee Compensation Adjustment** Related costs consist of employee benefits. *SG $424,284* Related Costs: $107,596	424,284	-	531,880
2 . **Salary Step Plan and Turnover Effect** Related costs consist of employee benefits. *SG $135,671* Related Costs: $34,407	135,671	-	170,078
3 . **Change in Number of Working Days** One less working day. Related costs consist of employee benefits. *SG $(53,273)* Related Costs: $(13,512)	(53,273)	-	(66,785)
Deletion of One-Time Services			
4 . **Deletion of Funding for Resolution Authorities** Delete funding for 13 resolution authority positions. Due to the City's current financial constraints, only critical positions will be continued. Related costs consist of employee benefits. Continued: Payroll System Replacement (PaySR) Project (Nine positions) - See Item 7. Procurement Card Program - Recreation and Parks (One position) - See Item 10. Internal Audit Staff for Treasurer (One position) - See Item 13. *SG $(895,219); SOT $(5,208)* Related Costs: $(228,348)	(900,427)	-	(1,128,775)
5 . **Deletion of One-Time Expense Funding** One-time funding for 2005-06 expense items is deleted. *EX $(1,072,072)*	(1,072,072)	-	(1,072,072)
6 . **Deletion of 2005-06 Equipment** One-time funding for 2005-06 equipment purchases is deleted. *EQ $(103,800)*	(103,800)	-	(103,800)

Program Changes	Direct Cost	Positions	Total Cost
Changes in Salaries, Expense, Equipment and Special			
Continuation of Services			
7 . **Payroll System Replacement (PaySR) Project** Continue full year funding and resolution position authority for two clerical positions, three professional positions, and four systems positions, and increase funding and resolution position authority for one new systems position, for support of the maintenance and continued development of the Payroll System Replacement (PaySR) Project. Funding is included to purchase hardware, software, outside support services and programming expertise. Funding is also provided in the Information Technology Agency and the Personnel Department budgets for a total direct cost of $1,003,172 and $84,096, respectively (see Information Technology Agency Item 17 and Personnel Item 23). Related costs consist of employee benefits. *SG $759,804; EX $609,420; EQ $131,000* Related Costs: $269,220	1,500,224	-	1,769,444
8 . **Demand Audit Support - Water and Power** Continue funding and add regular position authority for one Financial Management Specialist position (reallocated from Senior Accountant in 2005-06) that has been on resolution authority for the past year. The position will address the workload at the Department of Water and Power (DWP) and ensure that all document processing is correct and timely. The DWP will reimburse the General Fund for this position. Related costs consist of employee benefits. *SG $70,332* Related Costs: $25,488	70,332	1	95,820
9 . **Demand Audit Support - Harbor** Continue funding and add regular position authority for one Financial Management Specialist position (reallocated from Senior Accountant in 2005-06) that has been on resolution authority for the past year. The position will assist with pre- and post-audit of vendor payments, as well as coordinate and maintain certification activities at the Harbor Department. The Harbor Department will reimburse the General Fund for this position. Related costs consist of employee benefits. *SG $70,332* Related Costs: $25,488	70,332	1	95,820

Program Changes	Direct Cost	Positions	Total Cost
Changes in Salaries, Expense, Equipment and Special			
Continuation of Services			
10 . **Procurement Card Program - Recreation and Parks** Continue funding and resolution position authority for one Financial Management Specialist position (reallocated from Management Analyst in 2005-06) to administer the Municipal Procurement Card Program for the Department of Recreation and Parks including establishment of policies and procedures, audits of expenditures and preparation of statistical reports and audit findings for management. The Recreation and Parks Municipal Recreation Program Fund will reimburse the General Fund for this position. Related costs consist of employee benefits. *SG $70,332* Related Costs: $25,488	70,332	-	95,820
11 . **Governmental Efficiency Unit** Continue full year funding and resolution position authority for two Special Investigator positions and one Senior Clerk Typist position for support of a Government Efficiency Unit to investigate allegations of irregularities, fraud, collusion, conflict of interest and improprieties on the part of City employees and others. In addition, add resolution position authority for one Special Investigator position for support of the Government Efficiency Unit, the cost of which will be offset by the deletion of one regular authority Senior Management Analyst I position from the Performance Audit Section. Related costs consist of employee benefits. *SG $225,348* Related Costs: $80,100	225,348	(1)	305,448
12 . **Contractual Services Funding Adjustment** Add contractual services funding to allow the Controller to proceed with the established audit plan. Funding is made available by maintaining vacant five Internal Auditor position authorities. The Controller has experienced difficulty finding qualified candidates to fill these positions. Related costs consist of employee benefits. *SG $(438,048); EX $438,048* Related Costs: $(149,388)	-	-	(149,388)
13 . **Internal Audit Staff for Treasurer** Continue funding and resolution position authority for one Internal Auditor to provide ongoing monitoring of the Office of the Treasurer internal controls to ensure that the Treasury assets are adequately safeguarded. Related costs consist of employee benefits. *SG $87,996* Related Costs: $29,976	87,996	-	117,972

Program Changes	Direct Cost	Positions	Total Cost
Changes in Salaries, Expense, Equipment and Special			
Efficiencies to Services			
14 . **Miscellaneous Adjustments in Expense Accounts** Decrease funding in the Contractual Services account for the software maintenance consultant for the City's Cost Allocation Plan by $2,000. Software maintenance for the new Cost Allocation Plan software is contained in the Office and Administrative Expense account. *EX $(2,000)*	(2,000)	-	(2,000)
New Services			
15 . **Shredding Services** Add funding to hire a contractor to provide shredding services to dispose of the City's confidential accounting and payroll documents as required by State law (California Civil Code Section 1798.81). *EX $13,046*	13,046	-	13,046
16 . **Financial Management System (FMS) Replacement** Add six months funding and resolution position authority for three Financial Management Specialists, six Fiscal Systems Specialists, and a Management Analyst for business process reengineering and replacement of the City's 19-year old financial and accounting system. Also add full year funding and resolution position authority for one Senior Management Analyst. Funding is included to purchase hardware, software, project management, system integration, consulting and quality assurance services as well as to provide for project contingencies. Funding is also provided in the Information Technology Agency budget for a total direct cost of $221,686 (see Information Technology Agency Item 23). Related costs consist of employee benefits. *SG $482,388; EX $4,695,428; EQ $455,400* Related Costs: $168,264	5,633,216	-	5,801,480
17 . **Accounts Payable Document Management** Add funding to create a document management platform to scan, access, retrieve, process and archive accounts payable documents. Funding is included for the purchase of software licenses and consulting services to configure the system, create file naming standards, and define object types for accounts payable documents on a centralized document management infrastructure. *EX $70,000*	70,000	-	70,000
TOTAL ACCOUNTING FOR CITY FUNDS	6,169,209	1	

2005-06 Program Budget	16,556,319	186
Changes in Salaries, Expense, Equipment and Special	6,169,209	1
2006-07 PROGRAM BUDGET	22,725,528	187

INDICATORS OF WORKLOAD

	ACTUAL 2000-01	ACTUAL 2001-02	ACTUAL 2002-03	ACTUAL 2003-04	ACTUAL 2004-05	EST. 2005-06	EST. 2006-07
Appropriation control items processed	1,408,958	1,254,634	1,409,509	1,400,000	1,400,000	1,400,000	1,400,000
Demands audited	1,991,691	2,215,687	2,370,302	2,370,000	2,370,000	2,370,000	2,370,000
Paymaster items processed	2,428,699	2,365,012	2,395,287	2,360,000	2,360,000	2,360,000	2,360,000
Payroll deduction variations processed	166,079	159,347	156,679	156,679	156,679	250,000	150,000
Payroll control transactions processed	8,590,792	8,190,142	8,266,660	8,200,000	8,200,000	12,000,000	12,000,000
Performance audits scheduled ^		20	20	20	20	24	24
Performance audits completed ^	19	13	12	12	12		
Financial audits scheduled ^		19	19	19	19	16	16
Financial audits completed ^	15	13	14	14	14		
Special audits scheduled ^		8	8	8	8	9	9
Special audits completed ^	10	6	8	8	8		
Departmental audits completed */**							
Non-departmental audits completed */**							
GAAP audits completed */**							
CRA audits completed */**							
Scheduled audits */**							
Audit recommendations implemented ***			85%	85%	85%	85%	85%
Archives--items filed/retrieved	471,021	472,056	469,263	460,000	460,000	300,000	300,000
Budget and personnel service items processed	19,700	20,457	19,980	20,000	20,000	30,000	35,000
Workers' compensation items processed	258,007	255,045	256,985	256,000	250,000	250,000	250,000
Financial reports prepared or reviewed	160,563	172,635	171,548	171,000	171,000	171,000	170,000
Single audit schedules reviewed	374	382	399	380	380	380	380
General ledger/check reconciliation items processed	1,021,793	1,103,987	1,098,754	1,000,000	1,000,000	1,000,000	1,000,000
Cost allocation plan analyses performed ****	2,561	2,075	2,146	2,100	2,100	2,100	2,100
FMIS system enhancement steps completed	3,554	3,654	3,996	3,900	3,900	3,900	3,900
Fiscal systems projects completed	515	512	540	540	540	400	500
Grants and travel	208,778	197,056	198,638	198,000	198,000	198,000	198,000

^ New for 2000-01

* From FY 1998 through FY 2000, all audits were categorized as either Scheduled or Special audits.

** Beginning fiscal year 2000-01, all audits will be categorized as Performance, Financial, of Special audits.

*** A percentage of audit recommendations implemented by departments/agencies to be measured beginning fiscal year 2001.

**** Cost Allocation Plan's estimates for fiscal years 2001 and 2002 reflect changes in workunit reporting.

CONVENTION CENTER

2006-07 Proposed Budget

FUNDING

	2005-06 Estimated	2005-06 Budget	2006-07 PROPOSED Amount	%Change
Salaries	$ 13,575,000	$ 13,566,922	**$ 13,671,167**	0.8%
Expense	6,866,000	6,866,048	**7,232,862**	5.3%
Equipment	--	--	**--**	-- %
Special	549,000	556,200	**908,500**	63.3%
TOTAL	**$ 20,990,000**	**$ 20,989,170**	**$ 21,812,529**	3.9%

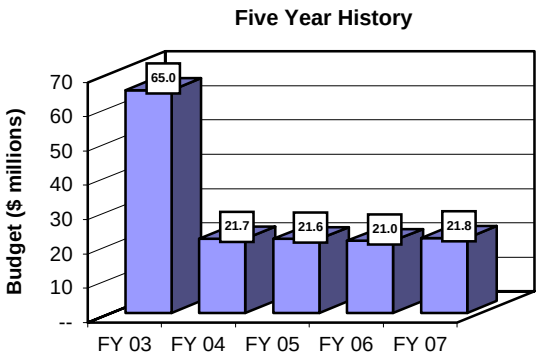

STAFFING

	June 30, 2006 Projected Staffing	2005-06 Adopted Budget	2006-07 PROPOSED Authorized Staffing	%Change
Regular	155	163	**165 ***	1.2%
Resolution	--	--	--	

*Five Commissioner positions are moved from the total regular authority count to a separate category. See Convention Center Item 8.

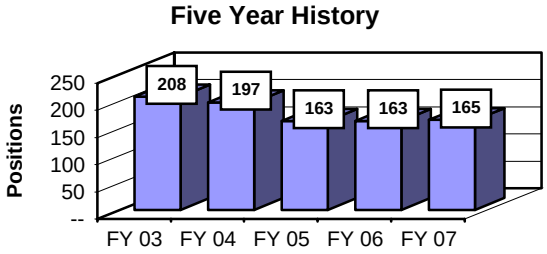

BUDGET HIGHLIGHTS

	Direct Cost	Positions
◆ Custodial Services	$ 236,460	7
◆ Facility Maintenance	469,114	--
◆ Water and Electricity	250,000	--

Recapitulation of Changes

	Adopted Budget 2005-06	Total Budget Changes	Budget Appropriation 2006-07
EXPENDITURES AND APPROPRIATIONS			
Salaries			
Salaries General	9,478,106	104,245	9,582,351
Salaries As-Needed	3,191,090	-	3,191,090
Overtime General	897,726	-	897,726
Total Salaries	13,566,922	104,245	13,671,167
Expense			
Printing and Binding	40,000	-	40,000
Contractual Services	2,407,578	-	2,407,578
Field Equipment Expense	15,500	-	15,500
Maintenance Materials,Supplies & Services	317,486	116,814	434,300
Transportation	6,000	-	6,000
Utilities Expense Private Company	275,000	-	275,000
Water and Electricity	3,332,000	250,000	3,582,000
Electrical Service	189,300	-	189,300
Uniforms	25,060	-	25,060
Office and Administrative	95,100	-	95,100
Operating Supplies	163,024	-	163,024
Total Expense	6,866,048	366,814	7,232,862
Special			
Modifications Repairs Addition	269,000	278,000	547,000
Advertising, Travel & Other Promotion	175,000	-	175,000
Communication Services	7,500	-	7,500
Building Operating Equipment	64,700	74,300	139,000
Earthquake Reserve Fund	40,000	-	40,000
Total Special	556,200	352,300	908,500
Total Convention Center	20,989,170	823,359	21,812,529
SOURCES OF FUNDS			
Convention Center Revenue Fund (Sch. 16)	20,989,170	823,359	21,812,529
Total Funds	20,989,170	823,359	21,812,529
Percentage Change			3.92%
Positions	163	2	165

Convention and Exhibition Center

This program provides for the operation, maintenance, and promotion of the Los Angeles Convention Center. The Convention Center is owned by the Los Angeles Convention and Exhibition Center Authority which leases the facility to the City. The lease payment is equal to the amount required each year to pay for the bonds reaching retirement and the interest payments owed on the remaining outstanding bonds. The Convention Center is used for conventions, meetings, trade and consumer shows. These events stimulate local trade and commerce and enable the City to fulfill its role as a major commercial center.

Program Changes	Direct Cost	Positions	Total Cost
Changes in Salaries, Expense, Equipment and Special			
Obligatory Changes			
1 . **2006-07 Employee Compensation Adjustment** Related costs consist of employee benefits. *SG $286,237* Related Costs: $72,590	286,237	-	358,827
2 . **Salary Step Plan and Turnover Effect** Related costs consist of employee benefits. *SG $(61,539)* Related Costs: $(15,606)	(61,539)	-	(77,145)
3 . **Change in Number of Working Days** One less working day. Related costs consist of employee benefits. *SG $(35,940)* Related Costs: $(9,114)	(35,940)	-	(45,054)
Deletion of One-Time Services			
4 . **Deletion of Funding for Resolution Authorities** Delete funding for seven resolution authority positions. Due to the City's current financial constraints, only critical positions will be continued. Related costs consist of employee benefits. Continued: Custodial Services (Seven positions) - See Item 5. *SG $(320,973)* Related Costs: $(81,399)	(320,973)	-	(402,372)
Continuation of Services			
5 . **Custodial Services** Continue funding and add regular position authority for seven custodial services positions that have been on resolution authority for one year. The seven custodial services positions provide non-show related housekeeping and various other duties. Related costs consist of employee benefits. *SG $236,460* Related Costs: $113,592	236,460	7	350,052

Program Changes	Direct Cost	Positions	Total Cost
Changes in Salaries, Expense, Equipment and Special			
Increased Services			
6 . **Facility Maintenance** Increase funding for various building maintenance projects and regular facility maintenance, resulting in total funding of $434,300 for Maintenance, Supplies and Services, $547,000 for Building Additions and Modifications and $139,000 for Building Operating Account. Additional funding in the amount of $615,000 is provided in the Capital Improvement Expenditure Program for Phase 3 of the Wel Hall Loading Dock Slab Replacement Project and Phase I of the South Hall Floor Cracks Repair Project. *SP $352,300; EX $116,814*	469,114	-	469,114
7 . **Water and Electricity** Increase funding for the Water and Electricity account. The additional funding is required due to the anticipated higher level of activity at the Convention Center. The increase in costs will be fully offset by anticipated increase in revenues. *EX $250,000*	250,000	-	250,000
Other Changes or Adjustments			
8 . **Creation of Commissioner Positions Category** Beginning in 2006-07, a new position category will be created for all part-time commissioners that is separate from the department's regular position authorities. This action will reduce the department's total regular count by the corresponding number of commissioners placed into the new category.	-	(5)	-
TOTAL CONVENTION AND EXHIBITION CENTER	823,359	2	

2005-06 Program Budget	20,989,170	163
Changes in Salaries, Expense, Equipment and Special	823,359	2
2006-07 PROGRAM BUDGET	21,812,529	165

INDICATORS OF WORKLOAD

	ACTUAL 2000-01	ACTUAL 2001-02	ACTUAL 2002-03	ACTUAL 2003-04	ACTUAL 2004-05	EST. 2005-06	EST. 2005-06
SCHEDULED EXHIBIT HALL EVENTS	105	81*	75	83	126	108	110
OTHER EVENTS **	220	244	241	205	225	240	220
ATTENDANCE AT EVENTS	1,810,266	1,927,336	1,722,222	2,049,662	2,452,619	2,400,000	2,500,000
AUTOS PARKED PROGRAM ***	566,949	573,939	520,529	544,299	583,367	585,000	585,000
UTILIZATION OF EXHIBIT HALLS	78%	71%	63%	61%	65%	65%	67%

* Corrected number. The 2003-04 budget document inadvertently showed 101 exhibit hall events.

** Includes meeting rooms, Petree Hall and Concourse, but does not include filming events.

*** During the Democratic National Convention, the Convention Center's parking lots were not open to public parking.

COUNCIL

2006-07 Proposed Budget

FUNDING

	2005-06 Estimated	2005-06 Budget	2006-07 PROPOSED Amount	%Change
Salaries	$ 21,037,000	$ 21,037,446	**$ 24,811,639**	17.9%
Expense	1,426,000	1,425,339	**1,425,339**	-- %
Equipment	175,000	175,000	**175,000**	-- %
Special	--	--	**--**	-- %
TOTAL	**$ 22,638,000**	**$ 22,637,785**	**$ 26,411,978**	16.7%

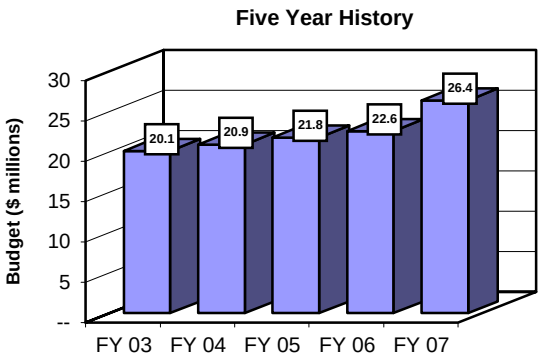

STAFFING

	June 30, 2006 Projected Staffing	2005-06 Adopted Budget	2006-07 PROPOSED Authorized Staffing	%Change
Regular	108	108	**108**	-- %
Resolution	--	--	--	

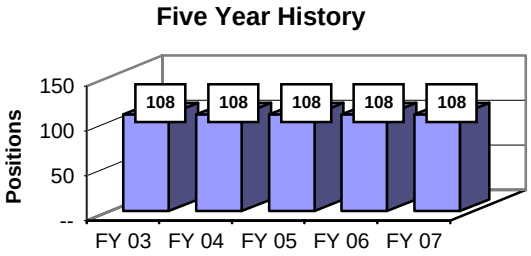

BUDGET HIGHLIGHTS

	Direct Cost	Positions
◆ Constituent Services and Policy Analysis	$ 2,377,603	--

Recapitulation of Changes

	Adopted Budget 2005-06	Total Budget Changes	Budget Appropriation 2006-07
EXPENDITURES AND APPROPRIATIONS			
Salaries			
Salaries General	10,176,191	511,312	10,687,503
Salaries As-Needed	10,860,255	3,262,881	14,123,136
Overtime General	1,000	-	1,000
Total Salaries	21,037,446	3,774,193	24,811,639
Expense			
Printing and Binding	196,410	-	196,410
Travel	42,456	-	42,456
Contractual Services	472,603	-	472,603
Transportation	13,869	-	13,869
Legislative, Economic or Govt. Purposes	34,406	-	34,406
Contingent Expense	80,000	-	80,000
Office and Administrative	585,595	-	585,595
Total Expense	1,425,339	-	1,425,339
Equipment			
Furniture, Office and Technical Equipment	175,000	-	175,000
Total Equipment	175,000	-	175,000
Total Council	22,637,785	3,774,193	26,411,978
SOURCES OF FUNDS			
General Fund	22,548,785	3,774,193	26,322,978
Proposition A Local Transit Fund (Sch. 26)	89,000	-	89,000
Total Funds	22,637,785	3,774,193	26,411,978
Percentage Change			16.67%
Positions	108	-	108

Legislation and Policy Determination

Program Changes	Direct Cost	Positions	Total Cost
Changes in Salaries, Expense, Equipment and Special			
Obligatory Changes			
1 . **2006-07 Employee Compensation Adjustment** Related costs consist of employee benefits. *SG $326,124; SAN $355,358* Related Costs: $172,824	681,482	-	854,306
2 . **Salary Step Plan and Turnover Effect** Related costs consist of employee benefits. *SG $223,876; SAN $354,626* Related Costs: $146,708	578,502	-	725,210
3 . **Change in Number of Working Days** One less working day. Related costs consist of employee benefits. *SG $(38,688); SAN $(41,911)* Related Costs: $(20,440)	(80,599)	-	(101,039)
4 . **Full Funding for Partially Financed Positions** Related costs consist of employee benefits. *SAN $217,205* Related Costs: $55,083	217,205	-	272,288
Increased Services			
5 . **Constituent Services and Policy Analysis** Add funding for constituent services and policy analysis. The Council allocation has historically received only obligatory changes and consequently has not reflected workload changes. Related costs consist of employee benefits. *SAN $2,377,603* Related Costs: $602,960	2,377,603	-	2,980,563
TOTAL LEGISLATION AND POLICY DETERMINATION	3,774,193	-	

2005-06 Program Budget	22,637,785	108
Changes in Salaries, Expense, Equipment and Special	3,774,193	-
2006-07 PROGRAM BUDGET	26,411,978	108

CULTURAL AFFAIRS DEPARTMENT

2006-07 Proposed Budget

FUNDING

	2005-06 Estimated	2005-06 Budget	2006-07 PROPOSED Amount	%Change
Salaries	$ 4,449,000	$ 4,289,213	**$ 4,705,984**	9.7%
Expense	702,000	705,923	**658,923**	(6.7)%
Equipment	--	--	**--**	-- %
Special	4,438,000	4,593,884	**4,443,884**	(3.3)%
TOTAL	**$ 9,589,000**	**$ 9,589,020**	**$ 9,808,791**	2.3%

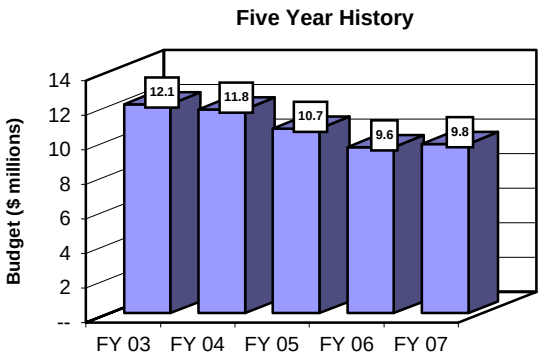

STAFFING

	June 30, 2006 Projected Staffing	2005-06 Adopted Budget	2006-07 PROPOSED Authorized Staffing	%Change
Regular	72	74	**73 ***	(1.4)%
Resolution	--	--	**--**	

*Seven Commissioner positions are moved from the total regular authority count to a separate category. See Cultural Affairs Item 14.

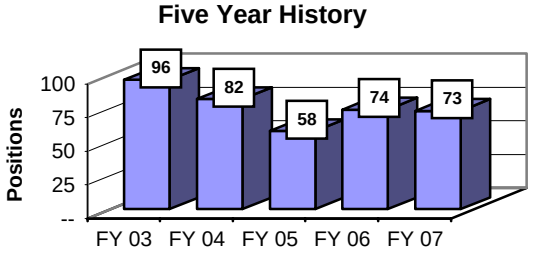

BUDGET HIGHLIGHTS

	Direct Cost	Positions
◆ Sun Valley Junior Arts Center	$ 163,112	3
◆ Cultural Masterplan	(150,000)	--
◆ Watts Towers Maintenance	62,040	2
◆ Watts Towers Arts Manager	--	1

Recapitulation of Changes

	Adopted Budget 2005-06	Total Budget Changes	Budget Appropriation 2006-07
EXPENDITURES AND APPROPRIATIONS			
Salaries			
Salaries General	3,898,459	396,771	4,295,230
Salaries As-Needed	390,754	20,000	410,754
Total Salaries	4,289,213	416,771	4,705,984
Expense			
Printing and Binding	96,543	10,000	106,543
Contractual Services	361,490	(74,000)	287,490
Transportation	2,500	-	2,500
Art and Music Expense	121,451	4,000	125,451
Office and Administrative	70,585	3,000	73,585
Operating Supplies	53,354	10,000	63,354
Total Expense	705,923	(47,000)	658,923
Special			
Special Events I	2,400,884	(279,991)	2,120,893
Special Events II	1,463,000	129,991	1,592,991
Special Events III	730,000	-	730,000
Total Special	4,593,884	(150,000)	4,443,884
Total Cultural Affairs	9,589,020	219,771	9,808,791
SOURCES OF FUNDS			
General Fund	-	-	-
Arts & Cult. Fac. & Services Fund (Sch. 24)	8,213,418	202,182	8,415,600
Arts Development Fee Trust Fund (Sch. 25)	1,375,602	17,589	1,393,191
Total Funds	9,589,020	219,771	9,808,791
Percentage Change			2.29%
Positions	74	(1)	73

Changes Applicable to Various Programs

The following changes involve two or more budgetary programs. These changes are explained below and apportioned as single entries in the affected programs. Single-program changes are shown only in the programs involved.

Program Changes	Direct Cost	Positions	Total Cost
Changes in Salaries, Expense, Equipment and Special			
Obligatory Changes			
1 . **2006-07 Employee Compensation Adjustment** Related costs consist of employee benefits. *SG $123,719* Related Costs: $31,376	123,719	-	155,095
2 . **Salary Step Plan and Turnover Effect** Related costs consist of employee benefits. *SG $36,434* Related Costs: $9,240	36,434	-	45,674
3 . **Change in Number of Working Days** One less working day. Related costs consist of employee benefits. *SG $(15,534)* Related Costs: $(3,941)	(15,534)	-	(19,475)
Other Changes or Adjustments			
4 . **Personnel Adjustment** Add regular position authority for one Management Analyst II, one Accounting Clerk II, one Accountant II, one Graphic Designer II, and one Arts Associate at a no cost adjustment. Delete four vacant position authorities and one filled position authority. The Department's focus has shifted from costly and labor-intensive production of artistic programs to marketing and development of programs. Related costs consist of employee benefits.	-	-	-
TOTAL CHANGES APPLICABLE TO VARIOUS PROGRAMS	144,619	-	

City Arts

This program provides instruction in a variety of visual and performing arts, performing arts programs and art exhibitions at City facilities and community locations.

Program Changes	Direct Cost	Positions	Total Cost
Changes in Salaries, Expense, Equipment and Special			
5 . **Apportionment of Changes Applicable to Various Programs** Related costs consist of employee benefits Related Costs: $17,346	68,401	-	85,747
New Facilities			
6 . **Sun Valley Junior Arts Center** Add funding and regular position authority for one Art Center Director I, one Art Instructor I, and one Clerk Typist for arts and cultural programming. Add funding for program supplies and other related expenses. Funding is also added in the Recreation and Parks Department for landscape maintenance at this facility. (See Recreation and Parks Item 24.) Funding is also added to the General Services Department for building maintenance, custodial, and utilities. (See General Services Item 19.) Related costs consist of employee benefits. *SG $116,112; SAN $20,000; EX $27,000* Related Costs: $52,416	163,112	3	215,528
TOTAL CITY ARTS	231,513	3	

2005-06 Program Budget	3,629,486	35
Changes in Salaries, Expense, Equipment and Special	231,513	3
2006-07 PROGRAM BUDGET	3,860,999	38

Communication, Resource & Audience Development

This program provides seminars, workshops and other technical support to community arts organizations and Regional Arts Councils in areas such as arts education, development, marketing, and public relations, and public and private sponsored job programs.

Program Changes	Direct Cost	Positions	Total Cost
Changes in Salaries, Expense, Equipment and Special			
7 . **Apportionment of Changes Applicable to Various Programs** Related costs consist of employee benefits Related Costs: $6,938	27,360	-	34,298
New Services			
8 . **Cultural Masterplan** Reduce $150,000 from the Cultural Grants for Families and Youth Account (Special I) for partial payment for a City-wide Cultural Masterplan (See related General City Purposes Item 29). The Cultural Masterplan is expected to be complete within a three-year period for the purposes of providing a blueprint of the City's plan for cultural, economic and social policy and development. *SP $(150,000)*	(150,000)	-	(150,000)
Other Changes or Adjustments			
9 . **Program Funding Adjustment** Reduce funding for Cultural Grants for Families and Youth Account (Special I) by $129,991 and increase funding for Community Cultural Programs for Families and Youth Account (Special II) by $129,991 for a no cost adjustment. This will decrease the allocation for Arts Management and Outreach and increase allocations for Community Arts Classes for Youth, Community Arts Partners Program, and LA Cultural Tourism and Promotion.	-	-	-
TOTAL COMMUNICATION, RESOURCE & AUDIENCE DEVELOPMENT	(122,640)	-	

2005-06 Program Budget	4,341,376	14
Changes in Salaries, Expense, Equipment and Special	(122,640)	-
2006-07 PROGRAM BUDGET	4,218,736	14

Public Art

This program provides technical assistance to public and private developers covered by Ordinances No. 164-244 and No. 166, 725 which require an arts component in new developments, and technical and financial support to non-profit organizations and individuals for public cultural events.

Program Changes	Direct Cost	Positions	Total Cost
Changes in Salaries, Expense, Equipment and Special			
10 . **Apportionment of Changes Applicable to Various Programs** Related costs consist of employee benefits Related Costs: $7,434	29,314	-	36,748
Increased Services			
11 . **Watts Towers Maintenance** Add funding and regular position authority for two Maintenance Construction Helpers for ongoing maintenance and preservation of the Watts Towers. Related costs consist of employee benefits. *SG $62,040* Related Costs: $31,056	62,040	2	93,096
Efficiencies to Services			
12 . **Watts Towers Arts Manager II** Add funding and regular position authority for one Arts Manager II position to provide conservation treatment and maintenance of the Watts Towers, and to supervise regular and As-Needed Maintenance and Construction Helpers. Funding in the Contractual Services account is reduced to offset the cost of this position. Related costs consist of employee benefits. *SG $74,000; EX $(74,000)* Related Costs: $26,424	-	1	26,424
TOTAL PUBLIC ART	91,354	3	

2005-06 Program Budget	763,182	15
Changes in Salaries, Expense, Equipment and Special	91,354	3
2006-07 PROGRAM BUDGET	854,536	18

General Administration and Support

This program provides overall management and administrative support necessary for operation of the Department.

Program Changes	Direct Cost	Positions	Total Cost
Changes in Salaries, Expense, Equipment and Special			
13 . **Apportionment of Changes Applicable to Various Programs** Related costs consist of employee benefits Related Costs: $4,957	19,544	-	24,501
Other Changes or Adjustments			
14 . **Creation of Commissioner Positions Category** Beginning in 2006-07, a new position category will be created for all part-time commissioners that is separate from the department's regular position authorities. This action will reduce the department's total regular count by the corresponding number of commissioners placed into the new category.	-	(7)	-
TOTAL GENERAL ADMINISTRATION AND SUPPORT	19,544	(7)	

2005-06 Program Budget	854,976	10
Changes in Salaries, Expense, Equipment and Special	19,544	(7)
2006-07 PROGRAM BUDGET	874,520	3

INDICATORS OF WORKLOAD

	ACTUAL 2000-01	ACTUAL 2001-02	ACTUAL 2002-03	ACTUAL 2003-04	ACTUAL 2004-05	EST. 2005-06	EST. 2006-07
COMMUNITY ARTS DIVISION							
Art Courses offered	750	765	842	850	850	850	800
Art Class enrollment	20,000	32,225	24,200	30,000	30,000	30,000	25,000
Art exhibitions presented	66	58	66	66	70	70	70
Art exhibitions attendance	50,000	47,000	55,000	65,000	75,000	75,000	80,000
Special Events/Festivals	100	104	104	104	104	104	104
Special Events/Festival attendance	400,000	410,000	484,000	490,000	500,000	500,000	500,000
Teacher Training Workshops presented	2	1	3	5	5	5	5
Workshops, Programs & School Tours	100	125	131	135	135	135	130
Workshops, Programs & School Tours-Atten.	10,000	1,750	13,200	14,000	20,000	20,000	15,000
Hollyhock House: Spec Events & School Tours [1]	-	-	-	-	-	300	350
Hollyhock House: Spec Evnts&School Tours Attend [2]	-	-	-	-	-	10,000	10,000
Hollyhock House Attendance [2]	-	-	-	-	-	50,000	75,000
Public visitation - Watts Towers [1]	15,000	15,000	25,000	35,000	35,000	35,000	35,000
Tours, School visits, Spec Events-Watts Towers [1]	70	76	100	125	125	125	125
Tours, Exh, Spec Events, Workshops-CAFAM	-	125	-	132	132	132	132
Tours, Exh, Spec Events, Wrkshps Att-CAFAM	-	68,000	47,400	50,000	55,000	55,000	60,000
Public art presentations	12	15	13	15	15	15	15
Slide/Perf Art Registries:Number of Artists	1,500	1,525	1,700	1,800	1,800	1,800	1,850
Slide/Perf Art Reg:Exh/Employment Contracts	65	65	65	65	65	65	60
Art Partner Site Visit/Contract Compliance	50	72	65	65	65	65	60
YOUTH, ARTS & EDUCATION							
Artist Grants/contracts awarded	50	58	58	58	60	60	60
Community outreach to artists/agencies (# contacted	850	850	850	850	850	850	870
Outreach workshops & seminars (# served)	900	900	1,000	1,000	1,000	1,000	1,000
Inter-agency/advocacy outreach	15	15	15	20	20	20	25
Contract compliance monitoring	45	45	50	50	50	50	50
PERFORMING ARTS DIVISION							
Music/Theater Programs presented [3]	604	-	635	375	292	400	390
Music/Theater Programs attendance [3]	94,800	87,400	85,000	50,000	45,100	60,000	52,000
THEATERS							
Madrid - Events	151	130	125	270	271	290	300
Madrid - Event Attendance	17,500	18,000	15,000	5,000	5,000	12,593	40,000
Warner Grand - Events	151	130	100	100	95	108	90
Warner Grand - Event Attendance	17,500	18,000	15,000	15,000	15,000	21,600	12,000
LATC - Events [6]	151	301	340	175	30	36	N/A
LATC - Event Attendance [6]	42,300	34,380	45,000	22,000	4,500	13,500	N/A
Tours - All Theaters [4]	151	130	70	293	12	30	10
Tour Attendance - All Theaters [4]	17,500	18,000	10,000	7,500	600	750	300
PROGRAMS							
Sundays Live	50	50	50	50	-	50	-
Sundays Live - Live Attendance	25,000	25,000	25,000	25,000	-	30,000	-
Sundays Live - Radio Audience	500,000	500,000	500,000	500,000	500,000	50,000	-
Senior Series/Special Events [5]	290	350	140	50	50	50	50
Senior Series/Spec Events - Attend. [5]	415,000	450,000	410,000	100,000	100,000	100,000	75,000
MARKETING AND DEVELOPMENT							
DEVELOPMENT: Grants/Fundraising							
Govt. Agency Grant Funds Applied For	$ 25,000	$ 25,000	$ 30,000	$ 125,000	$ 150,000	$ 250,000	$ 250,000
Private Grant Funds Applied For	$ 38,145	-	-	$ 725,000	$ 507,160	$ 525,000	$ 525,000
Donors Solicited*	2	3	5	40	60	60	60
Marketing: Outreach/Festivals/Media/Public Relations/Graphic Design							
Constituent Outreach	700,000	700,000	821,000	1,400,000	1,500,000	1,500,000	1,500,000
Festivals	160	160	185	330	350	350	350
Press Releases	170	175	175	200	220	220	220
Graphic Projects (Printed and Web)	113	115	115	240	250	250	250
Community Calendars	12	12	12	12	15	15	15

INDICATORS OF WORKLOAD (Continued)

	ACTUAL 2000-01	ACTUAL 2001-02	ACTUAL 2002-03	ACTUAL 2003-04	ACTUAL 2004-05	EST. 2005-06	EST. 2006-07
ARCHITECTURAL DESIGN/HISTORIC PRESERVATION PROGRAM							
(Historic Preservation, Mills Act & Cultural Heritage Commission are transferred to Planning in 2004-05)							
Architectural/street lighting plans reviewed	669	786	840	900	249	272	290
Cultural monument applications reviewed	18	27	40	60	-	-	-
Cultural monument designations	14	16	30	50	-	-	-
Historical Preservation Overlay Zone applications	1	2	5	5	-	-	-
Monument applications denied**	5	5	10	10	-	-	-
Sites inspected (citywide)	26	32	50	60	-	-	-
Professional inspections - Watts Towers	54	88	68	60	129	100	100
Hist. Property Contracts Applic. Processed	182	190	210	225	-	-	-
Hist. Property Contracts Applic. Executed	17	33	41	45	-	-	-
Hist. Property Contracts Exemption Req. (CHC)	1	6	13	N/A	-	-	-
Hist. Property Contracts Monitor Inspections	80	140	215	N/A	-	-	-
Hist. Property Contracts plans/permits issued	5	18	30	45	-	-	-
Restoration proj @ CAD historic sites	3	2	3	1	5	2	2
Req to photograph @ CAD historic sites	20	40	23	40	57	50	50
Scholars/writers visits to CAD historic sites	17	24	7	25	41	3	3
Grant applications for CAD historic sites	2	2	1	3	3	1	1
PUBLIC ART							
PRIVATE PERCENT FOR ART							
(Arts Development Fee)							
Private Projects managed	65	75	88	85	90	90	90
PUBLIC PERCENT FOR ART							
(Public Works Improvements Arts Program)							
PWIAP Projects managed/monitored	106	74	76	99	101	101	100
Community outreach (number contacted)	9,000	7,740	11,380	7,440	18,350	18,350	19,000
CITY ART COLLECTION/MURALS							
Murals completed	24	9	8	1	15	-	-
Murals restored	8	12	32	28	2	2	-
Donations to City art collection	-	1	2	2	5	1	1
Artwork conservation projects	10	32	8	2	-	-	
Artworks loaned/returned from loan	280	285	200	200	250	250	250
Artwork condition assessment	125	4	23	5	-	-	-
Mural condition assessment	6	48	21	25	1	-	-
Educational Publications	-	3	1	-	-	-	-
Educational Outreach	-	5,000	3,000	1,000	1,000	2,000	1,000
Permits Issued	-	31	30	21	26	26	26
Artwork Framed	-	50	20	3	-	-	-
Neon Signs Restored	-	-	2	2	2	-	-
Artworks appraised	-	368	332	200	29	-	-
GRANTS							
Community Education & Outreach Workshops [7]	31	31	36	38	35	37	25
Business Partnership Proposals Received [7]	410	410	395	400	415	404	400
Panel Judging Sessions	27	27	27	30	29	37	37
Items for Approval by Commission [7]	2	2	2	2	1	2	1
Contract for Community Services [7]	-	-	-	-	270	260	270
Contract Amendments/Extensions	175	168	175	150	8	12	10
Contract compliance	50	48	50	60	45	28	50
Grant-specific Community Publications [8]	-	-	-	-	-	-	4
Grant-specific Online Materials [8]	-	-	-	-	-	-	3
Grant-specific Community Events [8]	-	-	-	-	-	-	4
CULTURAL AFFAIRS FACILITIES PROGRAM							
Total facilities maintained & Improved	30	30	32	32	32	30	30
Construction and Capital Projects in progress [9]	-	12	12	12	12	12	7
Value of Prop K Capital Projects in progress [10]	-	$ 7,000,000	$ 17,000,000	$ 17,000,000	$ 17,000,000	$ 17,000,000	$ 15,000,000

1. Reopened for public tours in October 2001; closed in 2003-04 & 2004-05
2. Closed for rehabilitation 3/1/00-5/1/03; closed in 2003-04 & 2004-05
3. Facilities listed below
4. Warner Grand Theatre closed for renovations in 2001-02; reopened in 2002-03.
5. Senior Series budget reduced in mid-year 2002-03 and program later discontinued
6. LATC is expected to be contracted out in 06-07.
7. The following workload indicators have been renamed:
   - Cultural and Regional Community Outreach renamed to Community Education & Outreach
   - Cultural and Regional Grant Application renamed to Business Partnership Proposals Received
   - Commision Judging Sessions renamed to Items Approved by Commission
   - Cultural Regular Grant Contract renamed to Contracts for Community Services
8. New Workload Indicator
9. Workload Indicator was not established in 2000
10. Workload Indicator for the Value of Prop K Capital Projects in construction was not established until 2000-01

DEPARTMENT ON DISABILITY

2006-07 Proposed Budget

FUNDING

	2005-06 Estimated	2005-06 Budget	2006-07 PROPOSED Amount	%Change
Salaries	$ 1,456,000	$ 1,413,113	**$ 1,461,176**	3.4%
Expense	308,000	375,821	**359,199**	(4.4)%
Equipment	10,000	--	**--**	-- %
Special	46,000	50,000	**50,000**	-- %
TOTAL	**$ 1,820,000**	**$ 1,838,934**	**$ 1,870,375**	1.7%

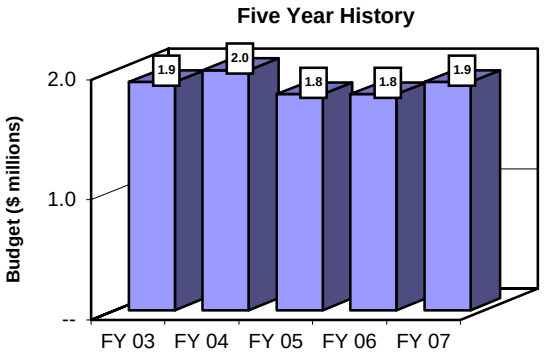

STAFFING

	June 30, 2006 Projected Staffing	2005-06 Adopted Budget	2006-07 PROPOSED Authorized Staffing	%Change
Regular	23	23	**14 ***	(39.1)%
Resolution	--	--	**--**	

*Nine Commissioner positions are moved from the total regular authority count to a separate category. See Disability Item 12.

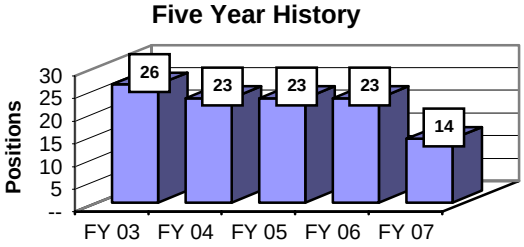

BUDGET HIGHLIGHTS

	Direct Cost	Positions
◆ Computerized Information Center for Disabled	$ 142,178	2
◆ AIDS Coordination (Five resolution authorities)	422,124	--

Recapitulation of Changes

	Adopted Budget 2005-06	Total Budget Changes	Budget Appropriation 2006-07
EXPENDITURES AND APPROPRIATIONS			
Salaries			
Salaries General	1,403,513	57,663	1,461,176
Salaries As-Needed	9,600	(9,600)	-
Total Salaries	1,413,113	48,063	1,461,176
Expense			
Printing and Binding	20,500	(3,983)	16,517
Travel	6,500	(1,500)	5,000
Contractual Services	262,371	(971)	261,400
Governmental Meetings	2,200	(200)	2,000
Office and Administrative	84,050	(9,768)	74,282
Operating Supplies	200	(200)	-
Total Expense	375,821	(16,622)	359,199
Special			
AIDS Prevention Program	50,000	-	50,000
Total Special	50,000	-	50,000
Total Department on Disability	1,838,934	31,441	1,870,375
SOURCES OF FUNDS			
General Fund	1,160,583	55,042	1,215,625
Community Development Trust Fund (Sch. 8)	678,351	(23,601)	654,750
Total Funds	1,838,934	31,441	1,870,375
Percentage Change			1.71%
Positions	23	(9)	14

Changes Applicable to Various Programs

The following changes involve two or more budgetary programs. These changes are explained below and apportioned as single entries in the affected programs. Single-program changes are shown only in the programs involved.

Program Changes	Direct Cost	Positions	Total Cost
Changes in Salaries, Expense, Equipment and Special			
Obligatory Changes			
1 . **2006-07 Employee Compensation Adjustment** Related costs consist of employee benefits. *SG $31,168* Related Costs: $7,903	31,168	-	39,071
2 . **Salary Step Plan and Turnover Effect** Related costs consist of employee benefits. *SG $19,286* Related Costs: $4,890	19,286	-	24,176
3 . **Change in Number of Working Days** One less working day. Related costs consist of employee benefits. *SG $(3,913)* Related Costs: $(992)	(3,913)	-	(4,905)
Deletion of One-Time Services			
4 . **Deletion of Funding for Resolution Authorities** Delete funding for six resolution authority positions. Due to the City's current financial constraints, only critical positions will be continued. Related costs consist of employee benefits. Continued: Computerized Information Center for the Disabled (Two positions) - See Item 8. AIDS Coordination (Five positions) - See Item 10. *SG $(427,146)* Related Costs: $(480,587)	(427,146)	-	(907,733)
5 . **Deletion of One-Time Expense Funding** One-time funding for 2005-06 expense items is deleted. *SAN $(9,600); EX $(92,656)*	(102,256)	-	(102,256)
6 . **Deletion of One-Time Special Funding** One-time funding for 2005-06 special funding is deleted. *SP $(50,000)*	(50,000)	-	(50,000)
TOTAL CHANGES APPLICABLE TO VARIOUS PROGRAMS	(532,861)	-	

Disability

This program provides for the operation and administration of the Department on Disability including: overseeing compliance with the Americans with Disabilities Act; providing training and assistance for compliance with disability law; and managing federal and State grants.

Program Changes	Direct Cost	Positions	Total Cost
Changes in Salaries, Expense, Equipment and Special			
7 . **Apportionment of Changes Applicable to Various Programs** Related costs consist of employee benefits Related Costs: $(38,512)	(140,539)	-	(179,051)
Continuation of Services			
8 . **Computerized Information Center for the Disabled** Continue funding and resolution position authority for one Management Analyst I position and one Management Analyst II position to support the Computerized Information Center for the Disabled program. The program provides a variety of quality of life referrals for persons with disabilities. Program users may receive information on housing, emergency shelter services, accessible transportation, employment and recreational activities. Funding is provided from the Community Development Block Grant of the 32nd year Consolidated Plan. Related costs consist of employee benefits. *SG $141,144; EX $1,034* Related Costs: $51,096	142,178	-	193,274
TOTAL DISABILITY	1,639	-	

2005-06 Program Budget	1,045,926	9
Changes in Salaries, Expense, Equipment and Special	1,639	-
2006-07 PROGRAM BUDGET	1,047,565	9

AIDS Coordination

This program provides for the operation and administration of services to persons with AIDS and ensures full access for persons with AIDS to public and private facilities and programs.

Program Changes	Direct Cost	Positions	Total Cost
Changes in Salaries, Expense, Equipment and Special			
9 . **Apportionment of Changes Applicable to Various Programs** Related costs consist of employee benefits Related Costs: $(435,782)	(414,041)	-	(849,823)
Continuation of Services			
10 . **AIDS Coordination** Continue funding and resolution position authority for two Management Analyst I positions, one Management Analyst II position, one Management Assistant position, and one Clerk Typist position. These positions are fully funded from the Community Development Block Grant of the 32nd year Consolidated Plan (CDBG). Continue CDBG funding of $70,980 for one regular authority Senior Project Coordinator position and $20,478 for one regular authority Senior Accountant position. These positions are to staff the Office of the AIDS Coordinator. This office administers the City AIDS Prevention Program, Women and AIDS Prevention and Treatment Program and media outreach efforts. Related costs consist of employee benefits. *SG $297,124; SP $50,000; EX $75,000* Related Costs: $113,364	422,124	-	535,488
TOTAL AIDS COORDINATION	8,083	-	

2005-06 Program Budget	420,801	-
Changes in Salaries, Expense, Equipment and Special	8,083	-
2006-07 PROGRAM BUDGET	428,884	-

General Administration and Support

Program Changes	Direct Cost	Positions	Total Cost
Changes in Salaries, Expense, Equipment and Special			
11 . **Apportionment of Changes Applicable to Various Programs** Related costs consist of employee benefits Related Costs: $5,508	21,719	-	27,227
Other Changes or Adjustments			
12 . **Creation of Commissioner Positions Category** Beginning in 2006-07, a new position category will be created for all part-time commissioners that is separate from the department's regular position authorities. This action will reduce the department's total regular count by the corresponding number of commissioners placed into the new category.	-	(9)	-
TOTAL GENERAL ADMINISTRATION AND SUPPORT	21,719	(9)	

2005-06 Program Budget	372,207	14
Changes in Salaries, Expense, Equipment and Special	21,719	(9)
2006-07 PROGRAM BUDGET	393,926	5

INDICATORS OF WORKLOAD

	ACTUAL 2000-01	ACTUAL 2001-02	ACTUAL 2002-03	ACTUAL 2003-04	ACTUAL 2004-05	EST. 2005-06	EST. 2006-07
DEPARTMENT ON DISABILITY							
Computerized Information Center							
Constituents served	760	760	703	702	659	720	720
Training sessions	6	3	3	3	2	3	3
Counseling Sessions	341	148	120	202	107	100	100
Crisis Intervention	265	88	105	90	55	80	80
Blue Curb Requests				60	111	500	500
Curb Cut Request				7	3	7	7
ADA Compliance							
Technical Assistance re ADA Transition Plan	30	30	30	30	30	30	30
Processing 504/ADA funds requests	23	30	30	43	40	40	40
Training sessions for City departments	24	40	40	30	30	30	30
Staff training sessions	4	1	1	1	1	1	1
Research and Development Project	4	-	-	-	-	-	-
ADA Oversight Meetings	6	8	8	4	3	3	3
ADA Technical Assistance	6	20	20	50	30	30	30
Commission on Disability							
Public hearings	3	2	1	2	1	1	1
Office of AIDS Coordinator							
Fund and Monitor AIDS Education and Prevention Programs of community-based consortiums. (equals the number of consortiums among which there are several programs)				8	13	9	9
AIDS Coordinator's Office:							
Community/Public Meetings	200	100	100	55	76	90	100
Report preparation/prevention	200	35	35	36	37	36	36
Mailings and Distributions	1,000	25	30	28	32	36	28
Policy and Planning Technical Assistance	25	15	15	11	18	15	12
AIDS Prevention Projects	6	9	9	8	13	13	13
Special Research Projects	4	2	2	1	1	1	1
Transmittals/Reports	25	5	5	4	4	4	4
Conference/Special Events	6	1	1	1	1	1	1

EL PUEBLO HISTORIC MONUMENT

2006-07 Proposed Budget

FUNDING

	2005-06 Estimated	2005-06 Budget	2006-07 PROPOSED Amount	%Change
Salaries	$ 1,627,000	$ 1,440,381	**$ 1,493,478**	3.7%
Expense	484,000	490,576	**496,576**	1.2%
Equipment	14,000	--	**--**	-- %
Special	--	--	**--**	-- %
TOTAL	**$ 2,125,000**	**$ 1,930,957**	**$ 1,990,054**	3.1%

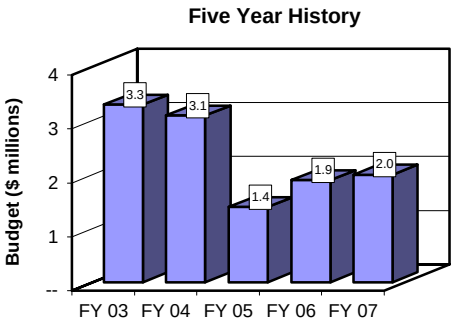

STAFFING

	June 30, 2006 Projected Staffing	2005-06 Adopted Budget	2006-07 PROPOSED Authorized Staffing	%Change
Regular	24	25	**16 ***	(36.0)%
Resolution	4	4	4	

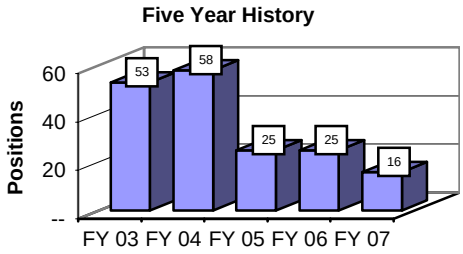

*Nine Commissioner positions are moved from the total regular authority count to a separate category. See El Pueblo Item 9.

BUDGET HIGHLIGHTS

	Direct Cost	Positions
◆ Staffing Response to Controller Audit (Four resolution authorities)	$ 286,116	--

Recapitulation of Changes

	Adopted Budget 2005-06	Total Budget Changes	Budget Appropriation 2006-07
EXPENDITURES AND APPROPRIATIONS			
Salaries			
Salaries General	1,241,372	53,097	1,294,469
Salaries As-Needed	194,509	-	194,509
Overtime General	4,500	-	4,500
Total Salaries	1,440,381	53,097	1,493,478
Expense			
Communications	10,700	-	10,700
Printing and Binding	18,156	-	18,156
Contractual Services	23,500	-	23,500
Maintenance Materials,Supplies & Services	20,000	-	20,000
Transportation	-	6,000	6,000
Water and Electricity	278,500	-	278,500
Litigation	8,000	-	8,000
Office and Administrative	19,520	-	19,520
Operating Supplies	41,100	-	41,100
Merchandise for Resale (El Pueblo)	9,600	-	9,600
Special Events (El Pueblo)	61,500	-	61,500
Total Expense	490,576	6,000	496,576
Total El Pueblo de Los Angeles	1,930,957	59,097	1,990,054
SOURCES OF FUNDS			
El Pueblo de L A Hist. Mon. Rev. Fund (Sch. 43)	1,930,957	59,097	1,990,054
Total Funds	1,930,957	59,097	1,990,054
Percentage Change			3.06%
Positions	25	(9)	16

El Pueblo

This Department operates and maintains the El Pueblo De Los Angeles Historical Monument including special events and festivals, cultural exhibits and tours, the park and historic buildings and parking and business operations and controls its own funds.

Program Changes	Direct Cost	Positions	Total Cost
Changes in Salaries, Expense, Equipment and Special			
Obligatory Changes			
1 . **2006-07 Employee Compensation Adjustment** Related costs consist of employee benefits. *SG $30,433* Related Costs: $7,718	30,433	-	38,151
2 . **Salary Step Plan and Turnover Effect** Related costs consist of employee benefits. *SG $(3,011)* Related Costs: $(762)	(3,011)	-	(3,773)
3 . **Change in Number of Working Days** One less working day. Related costs consist of employee benefits. *SG $(3,821)* Related Costs: $(874)	(3,821)	-	(4,695)
Deletion of One-Time Services			
4 . **Deletion of Funding for Resolution Authorities** Delete funding for four resolution authority positions. Due to the City's current financial constraints, only critical positions will be continued. Related costs consist of employee benefits. Continued: Staffing Response to Controller Audit (Four positions) - See Item 6. *SG $(260,664)* Related Costs: $(83,148)	(260,664)	-	(343,812)
5 . **Deletion of One-Time Expense Funding** One-time funding for 2005-06 expense items is deleted. *EX $(2,400)*	(2,400)	-	(2,400)
Continuation of Services			
6 . **Staffing Response to Controller Audit** Continue funding and resolution position authority for one Management Assistant, one Senior Real Estate Officer, one Senior Management Analyst I and one Management Analyst I. These positions were previously authorized by the Mayor and Council as part of El Pueblo's efforts to reorganize and address the operational problems identified in the City Controller Financial and Compliance Audit of El Pueblo. Related costs consist of employee benefits. *SG $283,716; EX $2,400* Related Costs: $102,564	286,116	-	388,680

Program Changes	Direct Cost	Positions	Total Cost
Changes in Salaries, Expense, Equipment and Special			
Other Changes or Adjustments			
7 . **Miscellaneous Expense Adjustments** Adjust funding in expense accounts to reflect the needs of the Department. *EX $6,000*	6,000	-	6,000
8 . **Support Staff** Add regular position authority for one Executive Administrative Assistant II and delete regular position authority for one Commission Executive Assistant I to support the changing needs of the Department. Related costs consist of employee benefits. *SG $6,444* Related Costs: $1,632	6,444	-	8,076
9 . **Creation of Commissioner Positions Category** Beginning in 2006-07, a new position category will be created for all part-time commissioners that is separate from the department's regular position authorities. This action will reduce the department's total regular count by the corresponding number of commissioners placed into the new category.	-	(9)	-
TOTAL EL PUEBLO	59,097	(9)	

2005-06 Program Budget	1,930,957	25
Changes in Salaries, Expense, Equipment and Special	59,097	(9)
2006-07 PROGRAM BUDGET	1,990,054	16

INDICATORS OF WORKLOAD

	ACTUAL 2000-01	ACTUAL 2001-02	ACTUAL 2002-03	ACTUAL 2003-04	ACTUAL 2004-05	EST. 2005-06	EST. 2006-07
EL PUEBLO							
Art exhibitions presented	8	8	8	8	10	10	10
Art exhibitions attendance	83,000	84,500	87,000	92,000	100,000	100,000	105,000
Special Events/Festivals held	15	30	32	35	40	40	42
Special Events/Festivals attendance	350,000	250,000	380,000	400,000	425,000	425,000	425,000
Children's Art Workshops held	72	-	130	100	110	110	110
Children's Art Workshops attendance	2,900	-	5,850	7,000	7,500	7,500	7,700
Cultural and Historical tours given	965	1,061	1,100	1,200	1,400	1,400	1,450
Cultural and Historical tours attendance	7,500	8,250	9,075	9,500	10,000	10,000	12,000
Filming days*	-	-	30	40	45	45	50
Historic sites maintained	3	3	4	5	7	7	7
Historic sites attendance	383,953	402,000	430,000	380,000	430,000	430,000	440,000
Historic research queries	416	455	475	450	450	450	450
Number of vehicles parked**	443,800	400,000	400,000	400,000	**	**	**
Leases negotiated	30	45	50	60	48	64	78
Leases signed	-	-	-	18	17	17	78

** Parking operations were transferred to GSD in 2004-05

EMERGENCY MANAGEMENT DEPARTMENT

2006-07 Proposed Budget

FUNDING

	2005-06 Estimated	2005-06 Budget	2006-07 PROPOSED Amount	%Change
Salaries	$ 1,373,000	$ 1,377,409	**$ 1,837,481**	33.4%
Expense	30,000	41,140	**122,740**	198.3%
Equipment	--	--	**53,050**	100.0%
Special	--	--	**--**	-- %
TOTAL	**$ 1,403,000**	**$ 1,418,549**	**$ 2,013,271**	41.9%

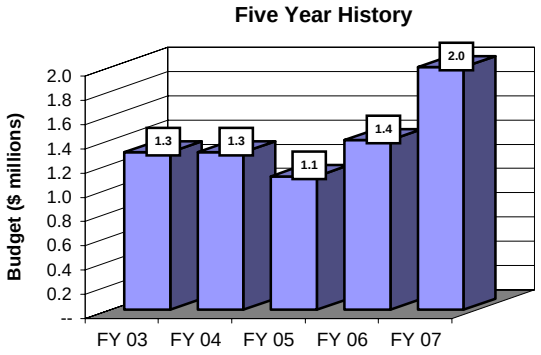

STAFFING

	June 30, 2006 Projected Staffing	2005-06 Adopted Budget	2006-07 PROPOSED Authorized Staffing	%Change
Regular	14	14	**28**	100.0%
Resolution	2	2	--	

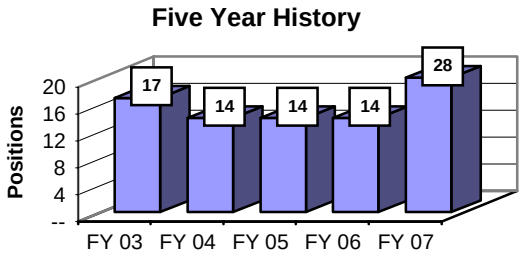

BUDGET HIGHLIGHTS

	Direct Cost	Positions
◆ Emergency Management Support	$ 145,344	2
◆ Emergency Management Expansion	$ 560,800	12

Recapitulation of Changes

	Adopted Budget 2005-06	Total Budget Changes	Budget Appropriation 2006-07
EXPENDITURES AND APPROPRIATIONS			
Salaries			
Salaries General	1,372,909	460,072	1,832,981
Overtime General	4,500	-	4,500
Total Salaries	1,377,409	460,072	1,837,481
Expense			
Printing and Binding	4,950	-	4,950
Contractual Services	4,990	-	4,990
Governmental Meetings	500	-	500
Office and Administrative	29,700	21,600	51,300
Operating Supplies	1,000	60,000	61,000
Total Expense	41,140	81,600	122,740
Equipment			
Furniture, Office and Technical Equipment	-	53,050	53,050
Total Equipment	-	53,050	53,050
Total Emergency Management	1,418,549	594,722	2,013,271
SOURCES OF FUNDS			
General Fund	1,132,349	569,770	1,702,119
Disaster Assistance Trust Fund (Sch 37)	286,200	24,952	311,152
Total Funds	1,418,549	594,722	2,013,271
Percentage Change			41.92%
Positions	14	14	28

Emergency Management

This program provides for preparation for and recovery from City-wide emergencies by coordinating the responsibilities of the City's Emergency Operations Organization.

Program Changes	Direct Cost	Positions	Total Cost
Changes in Salaries, Expense, Equipment and Special			
Obligatory Changes			
1 . **2006-07 Employee Compensation Adjustment** Related costs consist of employee benefits. *SG $38,642* Related Costs: $9,800	38,642	-	48,442
2 . **Salary Step Plan and Turnover Effect** Related costs consist of employee benefits. *SG $(5,920)* Related Costs: $(1,501)	(5,920)	-	(7,421)
3 . **Change in Number of Working Days** One less working day. Related costs consist of employee benefits. *SG $(4,852)* Related Costs: $(1,230)	(4,852)	-	(6,082)
Deletion of One-Time Services			
4 . **Deletion of Funding for Resolution Authorities** Delete funding for two resolution authority positions. Due to the City's current financial constraints, only critical positions will be continued. Related costs consist of employee benefits. Continued: Emergency Management Support (Two positions) - See Item 5. *SG $(139,292)* Related Costs: $(35,324)	(139,292)	-	(174,616)
Continuation of Services			
5 . **Emergency Management Support** Continue funding and add regular position authority for one Management Analyst II for the Administrative Services Division and one Management Analyst II for the Operational Readiness and Recovery Division. These positions were authorized by resolution authority in 2005-06. The position in the Administrative Services Division will continue to provide coordination of Citywide emergency planning and administrative and budgetary functions in support of Emergency Operations Board and Emergency Operations Organization activities. The position in the Operational Readiness and Recovery Division will continue to administer homeland security grants and may be eligible for reimbursement through the Homeland Security Grants Program. Related costs consist of employee benefits. *SG $145,344* Related Costs: $52,176	145,344	2	197,520

Program Changes	Direct Cost	Positions	Total Cost
Changes in Salaries, Expense, Equipment and Special			
Increased Services			
6 . **Emergency Management Expansion** Add funding in the amount of $560,800 and regular authority for 12 positions to expand the Emergency Management Department in areas related to emergency planning and training, focusing primarily on community emergency management. The Department's name is proposed to be changed from the Emergency Preparedness Department to the Emergency Management Department (EMD) to reflect the new focus and broader range of responsibilities. The long-term vision for this expansion is that all geographic regions of the City will be assigned an EMD representative that will work directly with neighborhood groups, business and local law and fire personnel to conduct emergency training and exercise evacuation plans. It is anticipated that a future interim report will propose that all Emergency Preparedness Coordinators in various City operating departments be centralized in EMD. Also in the future, it will be proposed that "Emergency Planning Fellows" (experts from various City operating departments) will be loaned to EMD for a term of one to two years to contribute to City emergency planning. Should additional grant funds become available, there may be additional resources proposed for this expansion plan. Funding is also provided in the Department of General Services leasing account for additional space and tenant improvements (See General Services Item 14). Related costs consist of employee benefits. *SG $426,150; EX $81,600; EQ $53,050* Related Costs: $154,014	560,800	12	714,814
TOTAL EMERGENCY MANAGEMENT	594,722	14	

2005-06 Program Budget	1,418,549	14
Changes in Salaries, Expense, Equipment and Special	594,722	14
2006-07 PROGRAM BUDGET	2,013,271	28

INDICATORS OF WORKLOAD

	ACTUAL 2000-01	ACTUAL 2001-02	ACTUAL 2002-03	ACTUAL 2003-04	ACTUAL 2004-05	EST. 2005-06	EST. 2006-07
General Administration/Emergency Operations Board Support							
Emergency Operations Board (EOB) Meetings Coordinated	8	6	6	6	7	6	6
Emergency Management Committee (EMC) Meetings Coordinated	12	12	12	12	12	12	12
Budget Subcommittee Mtgs. Coordinated	10	11	11	11	11	11	11
City Dept. Budget Requests Reviewed	80	80	100	107	100	90	90
Formal Reports Prepared for Mayor, Council and EOB	50	40	40	40	40	40	40
Informal Reports Prepared for Mayor, Council and EOB	150	200	200	200	250	200	200
Emergency Preparedness Commission (EPC) Meetings Attended	30	30	30	30	30	30	30
Emergency Operations Center (EOC) Readiness							
EOC Workstation Computers Upgraded	25	90	-	90	-	30	-
Upgrades to EOC Software	1	1	1	2	2	2	2
EOC Facilities Remodeled	1	1	2	2	2	1	1
EOC Connectivity and Communications Systems Upgrades	1	3	1	2	1	1	1
Revisions to EOC Responder Guide and/or Reference Materials	2	-	1	1	1	1	1
EOC Responders Trained (Orientation Lvl)	100	60	100	110	150	150	150
EOC Responders Trained (Systems Use)	225	300	250	200	500	200	200
EOC Responders Trained (Section Lvl))	125	125	125	100	150	150	150
EOC Responders Participating in Exercises	100	150	150	200	500	500	500
EOC Facilities Subcommittee Mtgs. Coordinated	11	11	12	12	12	12	12
Emergency Preparedness Planning							
Updates to the Emergency Operations Master Plan and Procedures	2	1	2	20	4	6	6
New Annexes to the Emergency Operations Master Plan and Procedures	1	-	-	1	1	4	4
Planning Subcommittee Mtgs. Coordinated	10	11	12	24	36	36	36
Inter-Agency Planning Mtgs. Attended	20	20	20	20	20	28	28
Departmental Emergency Plans Reviewed	25	-	40	45	45	45	45
Review Proposed State and Federal Legislation	-	-	-	12	12	12	12
Recovery and Reconstruction Subcommittee Meetings Coordinated	-	-	12	-	6	12	12
Terrorism Working Group Subcommittee Meetings Coordinated	-	-	-	24	24	12	12
Emergency Management Accredidation Program Meetings Coordinated	-	-	-	-	2	12	12
Emergency Preparedness Training							
Inter-Departmental OES/Outside Training Requests Reviewed	150	158	165	175	187	198	198
Inter-Departmental OES/Outside Training Funded	125	130	140	152	176	180	180
City Dept Training Requests Reviewed	2	2	2	5	14	16	16
Citywide Exercises Conducted	2	1	1	4	4	4	4
Inter-Departmental Exercises Conducted	4	4	4	8	10	10	10
Offsite, Multi-day Inter-Departmental Workshops Conducted	1	1	1	3	3	3	3
Training Subcommittee Mtgs. Coordinated	10	12	12	12	12	12	12

INDICATORS OF WORKLOAD (Continued)

	ACTUAL 2000-01	ACTUAL 2001-02	ACTUAL 2002-03	ACTUAL 2003-04	ACTUAL 2004-05	EST. 2005-06	EST. 2006-07
Inter-Agency Private Sector Coordination							
VIP Briefings (foreign jurisdiction)	80	120	130	120	100	100	100
LA County Operational Area Mtgs. Attended	60	60	60	60	70	100	100
State OES Meetings Attended	12	12	12	12	12	12	12
BICEPP Meetings Attended	24	24	24	24	24	24	24
Other Non-City Preparedness Mtgs. Attended	40	40	40	40	40	60	60
Public Education and Outreach							
Synergy Newsletter Circulation (Quarterly)	5,000	5,000	7,000	5,000	5,000	5,000	5,000
Emergency Preparedness Bulletin Circulation (Monthly)	700	900	1,000	1,000	1,100	1,200	1,200
City Emergency Preparedness Fair Annual Attendance (three days)	40,000	30,000	40,000	30,000	30,000	30,000	30,000
City Emergency Preparedness Fair Annual Participating Agencies	150	150	30	30	30	30	30
Community Emergency Preparedness Events Staff Participation	18	40	50	55	65	75	75
UpdateLA Web Site Updates	65	80	80	100	100	100	100
EOO Web Site Updates	6	52	52	52	52	52	52
EPD Web Site Updates	20	52	10	52	100	100	100
Public Information (888) Line Updates	6	12	24	28	24	24	24

EMPLOYEE RELATIONS BOARD

2006-07 Proposed Budget

FUNDING

	2005-06 Estimated	2005-06 Budget	2006-07 PROPOSED Amount	%Change
Salaries	$ 309,000	$ 251,532	**$ 277,739**	10.4%
Expense	91,000	90,700	**90,700**	-- %
Equipment	--	2,000	**--**	(100.0)%
Special	--	--	**--**	-- %
TOTAL	**$ 400,000**	**$ 344,232**	**$ 368,439**	7.0%

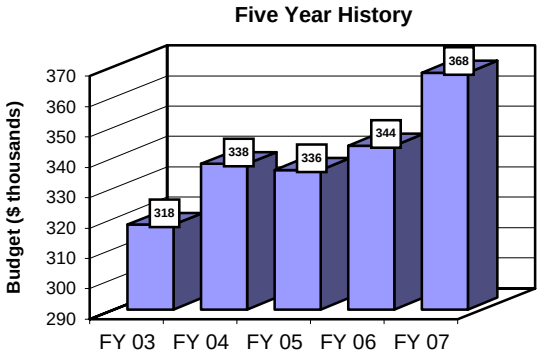

STAFFING

	June 30, 2006 Projected Staffing	2005-06 Adopted Budget	2006-07 PROPOSED Authorized Staffing	%Change
Regular	8	8	**3 ***	(62.5)%
Resolution	--	--	--	

*Five Commissioner positions are moved from the total regular authority count to a separate category. See Employee Relations Board Item 5.

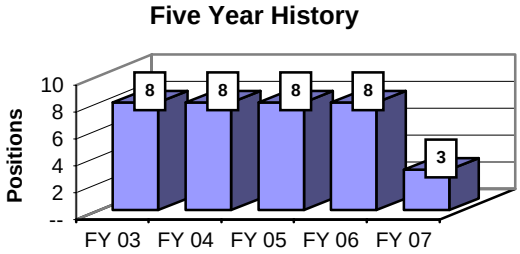

BUDGET HIGHLIGHTS

	Direct Cost	Positions
◆ Salary Step Plan and Turnover Effect	$ 20,374	--

Recapitulation of Changes

	Adopted Budget 2005-06	Total Budget Changes	Budget Appropriation 2006-07
EXPENDITURES AND APPROPRIATIONS			
Salaries			
Salaries General	251,532	26,207	277,739
Total Salaries	251,532	26,207	277,739
Expense			
Printing and Binding	1,200	-	1,200
Contractual Services	75,000	-	75,000
Office and Administrative	12,500	-	12,500
Operating Supplies	2,000	-	2,000
Total Expense	90,700	-	90,700
Equipment			
Furniture, Office and Technical Equipment	2,000	(2,000)	-
Total Equipment	2,000	(2,000)	-
Total Employee Relations Board	344,232	24,207	368,439
SOURCES OF FUNDS			
General Fund	344,232	24,207	368,439
Total Funds	344,232	24,207	368,439
Percentage Change			7.03%
Positions	8	(5)	3

Employee Relations

This program provides for determining representation units for City employees; arranging for elections in such units; determining the validity of charges of unfair practices by management or employee organizations; maintaining lists of impartial third parties for use in the resolution of impasses and arbitration of grievances; and acting upon requests for mediation or fact finding in the resolution of impasses. The Board is authorized to conduct investigations and hold public hearings on all matters relating to the composition of representation units and unfair employee relations practices.

Program Changes	Direct Cost	Positions	Total Cost
Changes in Salaries, Expense, Equipment and Special			
Obligatory Changes			
1 . **2006-07 Employee Compensation Adjustment** Related costs consist of employee benefits. *SG $6,670* Related Costs: $1,692	6,670	-	8,362
2 . **Salary Step Plan and Turnover Effect** Related costs consist of employee benefits. *SG $20,374* Related Costs: $5,167	20,374	-	25,541
3 . **Change in Number of Working Days** One less working day. Related costs consist of employee benefits. *SG $(837)* Related Costs: $(212)	(837)	-	(1,049)
Deletion of One-Time Services			
4 . **Deletion of 2005-06 Equipment** One-time funding for 2005-06 equipment items is deleted. *EQ $(2,000)*	(2,000)	-	(2,000)
Other Changes or Adjustments			
5 . **Creation of Commissioner Positions Category** Beginning in 2006-07, a new position category will be created for all part-time commissioners that is separate from the department's regular position authorities. This action will reduce the department's total regular count by the corresponding number of commissioners placed into the new category.	-	(5)	-
TOTAL EMPLOYEE RELATIONS	24,207	(5)	

2005-06 Program Budget	344,232	8
Changes in Salaries, Expense, Equipment and Special	24,207	(5)
2006-07 PROGRAM BUDGET	368,439	3

INDICATORS OF WORKLOAD*

	ACTUAL 2000-01	ACTUAL 2001-02	ACTUAL 2002-03	ACTUAL 2003-04	ACTUAL 2004-05	EST. 2005-06	EST. 2006-07
EMPLOYEE RELATIONS BOARD							
Regular board meetings held	12	13	14	14	14	14	14
Days of hearings held:							
Special board meetings	10	10	10	10	10	10	10
Hearing Officers	31	40	40	40	60	75	80
Petitions for amendment of certifications rec'd	25	30	20	19	50	20	25
Petitions for cert/decertifications rec'd	-	-	8	3	3	5	10
Representation elections held	-	2	8	2	2	5	5
Representation units determined	-	1	6	2	2	5	5
Representation units modified	10	12	14	13	13	15	15
Majority representatives certified	-	2	6	2	2	3	4
Agency shop petitions received	-	2	-	-	-	2	2
Agency shop elections held	-	1	-	-	2	2	2
Formal unfair practice charges processed	65	60	60	35	40	50	55
Meeting and conferring Impasses processed	9	6	2	3	6	6	6
Grievance arbitration requests processed	160	140	93	65	60	70	75
Written decisions issued	22	30	11	26	40	25	20
Written unfair practice decisions issues	-	-	10	10	15	15	20
Factfindings conducted	-	-	12	2	11	10	10
Mediations conducted	-	-	2	2	2	5	4
Grievance mediations held	-	-	2	4	6	5	5
Arbitrations conducted	-	-	30	10	14	20	30
Petition designations made	-	-	2	5	19	20	15
Unfair employee relations practice filed	-	-	37	42	30	40	30

* Data collection in previous years was broadly defined. In those columns where no data is available, a dash symbol (--) has been placed to reflect missing information.

ENVIRONMENTAL AFFAIRS DEPARTMENT

2006-07 Proposed Budget

FUNDING

	2005-06 Estimated	2005-06 Budget	2006-07 PROPOSED Amount	%Change
Salaries	$ 3,030,000	$ 3,085,329	**$ 2,943,272**	(4.6)%
Expense	203,000	205,369	**304,869**	48.4%
Equipment	--	--	**--**	-- %
Special	--	--	**--**	-- %
TOTAL	**$ 3,233,000**	**$ 3,290,698**	**$ 3,248,141**	(1.3)%

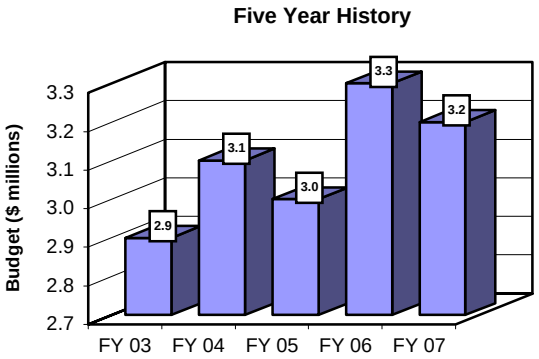

STAFFING

	June 30, 2006 Projected Staffing	2005-06 Adopted Budget	2006-07 PROPOSED Authorized Staffing	%Change
Regular	42	43	**37 ***	(14.0)%
Resolution	1	2	1	

*Five Commissioner positions are moved from the total regular authority count to a separate category. See Environmental Affairs Item 15.

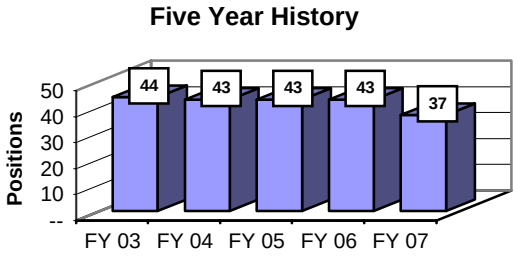

BUDGET HIGHLIGHTS

	Direct Cost	Positions
◆ Environmental Affairs Trust Fund	$ (170,143)	--
◆ Administrative Support Reduction	-	(1)
◆ Green Agenda (One resolution authority)	154,405	--

Recapitulation of Changes

	Adopted Budget 2005-06	Total Budget Changes	Budget Appropriation 2006-07
EXPENDITURES AND APPROPRIATIONS			
Salaries			
Salaries General	3,056,493	(142,057)	2,914,436
Salaries As-Needed	23,836	-	23,836
Overtime General	5,000	-	5,000
Total Salaries	3,085,329	(142,057)	2,943,272
Expense			
Printing and Binding	14,970	-	14,970
Travel	1,500	-	1,500
Contractual Services	157,170	100,000	257,170
Transportation	1,000	-	1,000
Governmental Meetings	1,000	(1,000)	-
Uniforms	2,000	-	2,000
Office and Administrative	25,729	500	26,229
Operating Supplies	2,000	-	2,000
Total Expense	205,369	99,500	304,869
Total Environmental Affairs	3,290,698	(42,557)	3,248,141
SOURCES OF FUNDS			
General Fund	1,915,553	54,164	1,969,717
Stormwater Pollution Abatement Fund (Sch. 7)	179,093	57,006	236,099
Mobile Source Air Poll. Reduction Fund (Sch. 10)	625,588	70,699	696,287
Sewer Operation & Maintenance (Sch. 14)	340,167	5,871	346,038
Environmental Affairs Trust Fund (Sch. 29)	230,297	(230,297)	-
Total Funds	3,290,698	(42,557)	3,248,141
Percentage Change			-1.29%
Positions	43	(6)	37

Changes Applicable to Various Programs

The following changes involve two or more budgetary programs. These changes are explained below and apportioned as single entries in the affected programs. Single-program changes are shown only in the programs involved.

Program Changes	Direct Cost	Positions	Total Cost
Changes in Salaries, Expense, Equipment and Special			
Obligatory Changes			
1 . **2006-07 Employee Compensation Adjustment** Related costs consist of employee benefits. *SG $92,774* Related Costs: $23,526	92,774	-	116,300
2 . **Salary Step Plan and Turnover Effect** Related costs consist of employee benefits. *SG $3,004* Related Costs: $765	3,004	-	3,769
3 . **Change in Number of Working Days** One less working day. Related costs consist of employee benefits. *SG $(11,649)* Related Costs: $(2,955)	(11,649)	-	(14,604)
Deletion of One-Time Services			
4 . **Deletion of Funding for Resolution Authorities** Delete funding for two resolution authority positions. Due to the City's current financial constraints, only critical positions will be continued. Related costs consist of employee benefits. Continued: Green Agenda (One position) - See Item 13. *SG $(110,448)* Related Costs: $(28,010)	(110,448)	-	(138,458)
5 . **Deletion of One-Time Expense Funding** One-time funding for 2005-06 expenses are deleted. *EX $(500)*	(500)	-	(500)
Reduced Services			
6 . **Environmental Affairs Trust Fund** Delete funding for all costs supported by the Environmental Affairs Trust Fund due to the financial constraints on the Fund. *SG $(170,143)*	(170,143)	-	(170,143)
TOTAL CHANGES APPLICABLE TO VARIOUS PROGRAMS	(196,962)	-	

Air Quality Management

This program coordinates the development and administration of the City's Clean Air Program and the activities of other City departments involved in air quality management.

Program Changes	Direct Cost	Positions	Total Cost
Changes in Salaries, Expense, Equipment and Special			
7 . **Apportionment of Changes Applicable to Various Programs** Related costs consist of employee benefits Related Costs: $2,481	9,783	-	12,264
TOTAL AIR QUALITY MANAGEMENT	9,783	-	

2005-06 Program Budget	360,512	5
Changes in Salaries, Expense, Equipment and Special	9,783	-
2006-07 PROGRAM BUDGET	370,295	5

Water Resources Management

This program develops policies and procedures in evaluating pollution of nondrinking water supply resources (oceans, rivers and streams), coordinates the preservation and restoration of significant habitats in the City and coordinates CEQA related programs and policies.

Program Changes	Direct Cost	Positions	Total Cost
Changes in Salaries, Expense, Equipment and Special			
8 . **Apportionment of Changes Applicable to Various Programs** Related costs consist of employee benefits Related Costs: $992	(11,220)	-	(10,228)
TOTAL WATER RESOURCES MANAGEMENT	(11,220)	-	

2005-06 Program Budget	263,132	2
Changes in Salaries, Expense, Equipment and Special	(11,220)	-
2006-07 PROGRAM BUDGET	251,912	2

Land and Materials Management

This program provides technical assistance to City departments and the private sector in land and materials management.

Program Changes	Direct Cost	Positions	Total Cost
Changes in Salaries, Expense, Equipment and Special			
9 . **Apportionment of Changes Applicable to Various Programs** Related costs consist of employee benefits Related Costs: $(10,790)	(185,360)	-	(196,150)
TOTAL LAND AND MATERIALS MANAGEMENT	(185,360)	-	

2005-06 Program Budget	819,781	7
Changes in Salaries, Expense, Equipment and Special	(185,360)	-
2006-07 PROGRAM BUDGET	634,421	7

Public Outreach and Information

This program provides environmental assistance and educational outreach to City Departments, local businesses, community organizations and the general public.

Program Changes	Direct Cost	Positions	Total Cost
Changes in Salaries, Expense, Equipment and Special			
10 . **Apportionment of Changes Applicable to Various Programs** Related costs consist of employee benefits Related Costs: $8,931	26,060	-	34,991
TOTAL PUBLIC OUTREACH AND INFORMATION	26,060	-	

2005-06 Program Budget	1,229,819	18
Changes in Salaries, Expense, Equipment and Special	26,060	-
2006-07 PROGRAM BUDGET	1,255,879	18

General Administration and Support

This program provides general management and administrative support of operations, including departmental administration, management control, accounting, administrative analysis, personnel processing and records, files and clerical services. It also develops and operates the City's Environmental Affairs Information Center for use by City officials, other governmental agencies and the public.

Program Changes	Direct Cost	Positions	Total Cost
Changes in Salaries, Expense, Equipment and Special			
11 . **Apportionment of Changes Applicable to Various Programs** Related costs consist of employee benefits Related Costs: $(8,288)	(36,225)	-	(44,513)
Efficiencies to Services			
12 . **Administrative Support Reduction** Delete regular position authority for one vacant Management Analyst I due to financial constraints on the Environmental Affairs Trust Fund. This position is a long-term vacancy.	-	(1)	-
New Services			
13 . **Green Agenda** Add nine months funding and resolution position authority for one Environmental Specialist II and funding in contractual services to hire a consultant to review and develop policies relative to sustainable development and green building practices. Funding will be provided from the General Fund, Mobile Source Air Pollution Reduction Fund, Stormwater Pollution Abatement Fund and Building and Safety Building Permit Enterprise Fund, pending City Attorney determination. Related costs consist of employee benefits. *SG $54,405; EX $100,000* Related Costs: $31,023	154,405	-	185,428
Other Changes or Adjustments			
14 . **Miscellaneous Personnel Adjustment** Delete regular position authority for one Environmental Affairs Officer and add regular position authority for one Assistant General Manager Environmental Affairs Department, pending allocation by the Civil Service Commission. The Department will be required to absorb the salary differential for the first year.	-	-	-

Program Changes	Direct Cost	Positions	Total Cost
Changes in Salaries, Expense, Equipment and Special			
Other Changes or Adjustments			
15 . **Creation of Commissioner Positions Category** Beginning in 2006-07, a new position category will be created for all part-time commissioners that is separate from the department's regular position authorities. This action will reduce the department's total regular count by the corresponding number of commissioners placed into the new category.	-	(5)	-
TOTAL GENERAL ADMINISTRATION AND SUPPORT	118,180	(6)	

2005-06 Program Budget	617,454	11
Changes in Salaries, Expense, Equipment and Special	118,180	(6)
2006-07 PROGRAM BUDGET	735,634	5

INDICATORS OF WORKLOAD

	ACTUAL 2000-01	ACTUAL 2001-02	ACTUAL 2002-03	ACTUAL 2003-04	ACTUAL 2004-05	EST. 2005-06	EST. 2006-07
AIR QUALITY MANAGEMENT PROGRAM							
Federal, state, regional, and local air quality rules, regulations, plans and programs analyzed	66	75	78	80	83	84	85
Air pollution reduction outreach events supported	38	36	8	10	11	12	12
WATER RESOURCES MANAGEMENT PROGRAM							
CEQA Environmental Documents analyzed/monitored	78	90	64	80	65	65	65
Legislative and regulatory proposal analyzed	26	25	41	30	23	30	30
Environmental publications produced	15	20	4	5	34	43	48
Grant Assistance	14	15	16	12	4	5	6
Outreach events conducted or supported	41	15	30	50	42	40	45
Environmental Information Center: public information contacts	17,798	20,000	20,000	20,000	22,129	24,000	26,000
LAND AND MATERIALS PROGRAM							
Landfill / Solid Waste Transfer Stations / Composting Inspections	744	783	729	748	847	1,096	1,096
Waste collection vehicle yard inspections	36	36	31	36	33	33	33
Small businesses assisted	875	885	820	880	850	860	950
Projects initiated / Reports completed / Legislative bills and regulations analyzed:	107	78	83	100	91	95	100
Brownfields sites assisted	21	33	31	21	22	25	25
GENERAL ADMINISTRATION AND SUPPORT PROGRAM							
Contracts administered	43	44	25	20	13	18	17
Grants administration/coordination	24	17	19	19	15	15	15
Commission meetings supported	9	9	7	10	8	10	11
Accounting/payroll documents processed	2,756	2,802	2,902	2,852	2,770	2,758	2,851
Audits	5	6	12	12	6	6	6

CITY ETHICS COMMISSION

2006-07 Proposed Budget

FUNDING

	2005-06 Estimated	2005-06 Budget	2006-07 PROPOSED Amount	%Change
Salaries	$ 1,925,000	$ 2,000,790	**$ 2,229,965**	11.5%
Expense	127,000	376,883	**490,953**	30.3%
Equipment	4,000	3,855	**--**	(100.0)%
Special	--	--	**--**	-- %
TOTAL	**$ 2,056,000**	**$ 2,381,528**	**$ 2,720,918**	14.3%

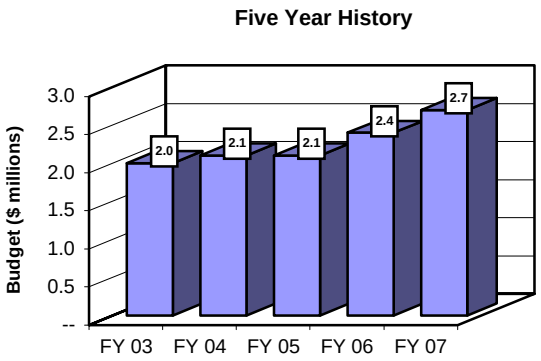

STAFFING

	June 30, 2006 Projected Staffing	2005-06 Adopted Budget	2006-07 PROPOSED Authorized Staffing	%Change
Regular	28	30	**27 ***	(10.0)%
Resolution	--	3	3	

*Five Commissioner positions are moved from the total regular authority count to a separate category. See Ethics Item 11.

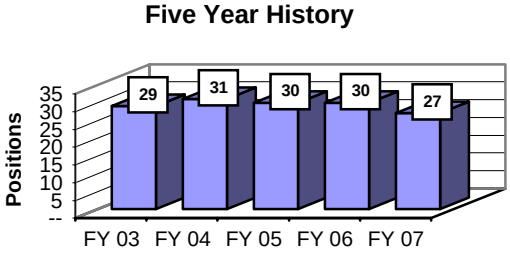

BUDGET HIGHLIGHTS

	Direct Cost	Positions
◆ Document Imaging System	$ 111,500	--
◆ Mandated Training Support	45,385	1
◆ Investigations Backlog Reduction Support	41,893	1

Recapitulation of Changes

	Adopted Budget 2005-06	Total Budget Changes	Budget Appropriation 2006-07
EXPENDITURES AND APPROPRIATIONS			
Salaries			
Salaries General	1,982,390	229,175	2,211,565
Salaries As-Needed	17,500	-	17,500
Overtime General	900	-	900
Total Salaries	2,000,790	229,175	2,229,965
Expense			
Printing and Binding	15,125	-	15,125
Travel	1,600	-	1,600
Contractual Services	290,115	80,000	370,115
Office and Administrative	70,043	34,070	104,113
Total Expense	376,883	114,070	490,953
Equipment			
Furniture, Office and Technical Equipment	3,855	(3,855)	-
Total Equipment	3,855	(3,855)	-
Total Ethics Commission	2,381,528	339,390	2,720,918
SOURCES OF FUNDS			
City Ethics Commission Fund (Sch. 30)	2,381,528	339,390	2,720,918
Total Funds	2,381,528	339,390	2,720,918
Percentage Change			14.25%
Positions	30	(3)	27

Governmental Ethics

The program provides for the administration, education and implementation of the City's Charter provisions, statutes and ordinances concerning campaign financing, lobbying, conflicts of interest and governmental ethics.

Program Changes	Direct Cost	Positions	Total Cost
Changes in Salaries, Expense, Equipment and Special			
Obligatory Changes			
1 . **2006-07 Employee Compensation Adjustment** Related costs consist of employee benefits. *SG $58,782* Related Costs: $14,907	58,782	-	73,689
2 . **Salary Step Plan and Turnover Effect** Related costs consist of employee benefits. *SG $57,030* Related Costs: $14,463	57,030	-	71,493
3 . **Change in Number of Working Days** One less working day. Related costs consist of employee benefits. *SG $(7,381)* Related Costs: $(1,872)	(7,381)	-	(9,253)
Deletion of One-Time Services			
4 . **Deletion of Funding for Resolution Authorities** Delete funding for three resolution authority positions. Due to the City's current financial constraints, only critical positions will be continued. Related costs consist of employee benefits. Continued: Enforcement (Two positions) and Education and Outreach (One position) - See Item 6. *SG $(168,840)* Related Costs: $(42,818)	(168,840)	-	(211,658)
5 . **Deletion of 2005-06 Equipment** Funding for 2005-06 one-time equipment purchases is deleted. *EQ $(3,855)*	(3,855)	-	(3,855)
Continuation of Services			
6 . **Enforcement, Education and Outreach** Continue funding and resolution position authority for two Management Analyst II positions for Enforcement and one Management Analyst I for Education and Outreach. Related costs consist of employee benefits. *SG $204,876* Related Costs: $74,928	204,876	-	279,804

Program Changes	Direct Cost	Positions	Total Cost
Changes in Salaries, Expense, Equipment and Special			
Increased Services			
7 . **Policy Research and Legislation Support** Reallocate an Ethics Officer II position to an Ethics Officer III position to direct the Policy Research and Legislation Division. The incremental salary cost increase ($2,376) will be absorbed by the Commission. Related costs consist of employee benefits. Related Costs: $600	-	-	600
8 . **Mandated Training Support** Add nine months funding and regular position authority for one Management Analyst to develop and provide training in campaign finance, lobbying, ethics and related topics as mandated by City Charter Section 704(c) and by California State Assembly Bill 1234. Related costs consist of employee benefits. *SG $44,100; EX $1,285* Related Costs: $16,929	45,385	1	62,314
9 . **Investigation Backlog Reduction Support** Add nine months funding and regular position authority for one Paralegal to prepare subpoenas, obtain affidavits, prepare discovery requests, perform complex legal research, write motions and pleadings and review complaints. The Paralegal will help the Ethics Commission reduce the backlog of investigations which has increased from 24 new cases in 2001 to 137 cases in 2005. Related costs consist of employee benefits. *SG $40,608; EX $1,285* Related Costs: $16,038	41,893	1	57,931
New Services			
10 . **Document Imaging System** Add funding to develop a document imaging system to store and provide access for Statements of Economic Interest and candidate, officeholder and lobbyist disclosure information. The Ethics Commission receives more than 6,000 Statements of Economic Interest annually and in the last 16 years has received more than 80,000 filings. The document imaging system will replace manual creation and storage of these documents with electronic creation and storage of the documents. In addition, the system will allow the public to use the Internet to view and print files that are currently only available in paper format at the Ethics Office in City Hall. *EX $111,500*	111,500	-	111,500

Program Changes	Direct Cost	Positions	Total Cost
Changes in Salaries, Expense, Equipment and Special			
Other Changes or Adjustments			
11 . **Creation of Commissioner Positions Category** Beginning in 2006-07, a new position category will be created for all part-time commissioners that is separate from the department's regular position authorities. This action will reduce the department's total regular count by the corresponding number of commissioners placed into the new category.	-	(5)	-
TOTAL GOVERNMENTAL ETHICS	339,390	(3)	

2005-06 Program Budget	2,381,528	30
Changes in Salaries, Expense, Equipment and Special	339,390	(3)
2006-07 PROGRAM BUDGET	2,720,918	27

INDICATORS OF WORKLOAD

	ACTUAL 2000-01	ACTUAL 2001-02	ACTUAL 2002-03	ACTUAL 2003-04	ACTUAL 2004-05	EST. 2005-06	EST. 2006-07
GOVERNMENTAL ETHICS PROGRAM							
Whistle-blower complaints and investigations processed	480	380	400	410	490	450	450
Matching funds claims processed	552	95	300	15	91	10	30
Campaign statements:							
Desk reviews	290	500	400	380	430	527	600
Committees audited	15	30	40	40	52	70	44
Legislative advocates and clients registered	1,060	1,150	1,200	1,310	1,480	1,400	1,400
Quarterly reports reviewed	984	1,000	1,050	1,050	1,100	1,350	1,350
Information requests	3,806	2,500	3,000	2,810	3,850	2,500	2,500
Compliance contacts	2,501	1,450	1,500	1,610	1,450	1,700	1,700
Training Sessions and Ethics Briefings	28	40	30	25	25	35	35
Nominees processed	83	200	75	112	200	130	130
Departmental Conflict of Interest Codes reviewed	7	52	96	22	-	5	5
Statements of Economic Interests processed	5,168	5,600	6,200	5,822	6,000	6,000	6,000

FINANCE

2006-07 Proposed Budget

FUNDING

	2005-06 Estimated	2005-06 Budget	2006-07 PROPOSED Amount	%Change
Salaries	$ 21,683,000	$ 21,359,040	**$ 22,935,227**	7.4%
Expense	2,152,000	1,991,783	**1,966,733**	(1.3)%
Equipment	50,000	10,825	**28,000**	158.7%
Special	--	--	**--**	-- %
TOTAL	**$ 23,885,000**	**$ 23,361,648**	**$ 24,929,960**	6.7%

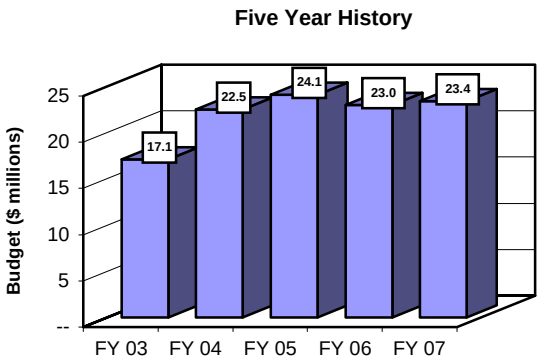

STAFFING

	June 30, 2006 Projected Staffing	2005-06 Adopted Budget	2006-07 PROPOSED Authorized Staffing	%Change
Regular	329	342	**360**	5.3%
Resolution	18	21	**1**	

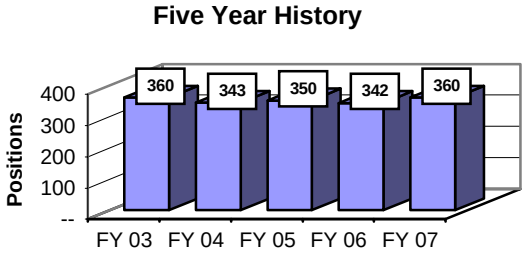

BUDGET HIGHLIGHTS

	Direct Cost	Positions
◆ Audit Penetration Rate	$ 929,777	16
◆ Tax System Recurring Expenses	625,510	--
◆ Business Tax Reform (One resolution authority)	97,504	--
◆ Tax Discovery Program	90,462	1
◆ Human Resources Support	72,080	1
◆ Tax System Enhancements	69,000	--

Recapitulation of Changes

	Adopted Budget 2005-06	Total Budget Changes	Budget Appropriation 2006-07
EXPENDITURES AND APPROPRIATIONS			
Salaries			
Salaries General	21,099,422	1,576,187	22,675,609
Salaries As-Needed	231,268	-	231,268
Overtime General	28,350	-	28,350
Total Salaries	21,359,040	1,576,187	22,935,227
Expense			
Printing and Binding	519,718	-	519,718
Travel	45,850	-	45,850
Contractual Services	523,242	(65,000)	458,242
Transportation	104,268	22,090	126,358
Governmental Meetings	490	(490)	-
Office and Administrative	797,615	18,950	816,565
Operating Supplies	600	(600)	-
Total Expense	1,991,783	(25,050)	1,966,733
Equipment			
Furniture, Office and Technical Equipment	10,825	17,175	28,000
Total Equipment	10,825	17,175	28,000
Total Finance	23,361,648	1,568,312	24,929,960

SOURCES OF FUNDS			
General Fund	22,160,943	1,811,569	23,972,512
Sewer Operation & Maintenance (Sch. 14)	172,432	(51,921)	120,511
Tax Reform Fund (Sch. 49)	1,028,273	(191,336)	836,937
Total Funds	23,361,648	1,568,312	24,929,960
Percentage Change			6.71%
Positions	342	18	360

Revenue Billings, Audits and Collections

This program provides for the collection of City taxes other than property taxes, and collection of revenue from licenses, permits and fees not collected by other departments; provides for the development and implementation of the City's revenue policy including guidelines for the collection of outstanding receivables and makes recommendations to the Mayor and Council concerning the efficient organization of the revenue collection functions of the City.

Program Changes	Direct Cost	Positions	Total Cost
Changes in Salaries, Expense, Equipment and Special			
Obligatory Changes			
1 . **2006-07 Employee Compensation Adjustment** Related costs consist of employee benefits. *SG $659,223* Related Costs: $167,179	659,223	-	826,402
2 . **Salary Step Plan and Turnover Effect** Related costs consist of employee benefits. *SG $89,370* Related Costs: $22,664	89,370	-	112,034
3 . **Change in Number of Working Days** One less working day. Related costs consist of employee benefits. *SG $(82,772)* Related Costs: $(20,991)	(82,772)	-	(103,763)
Deletion of One-Time Services			
4 . **Deletion of Funding for Resolution Authorities** Delete funding for three resolution authority positions. Due to the City's current financial constraints, only critical positions will be continued. Related costs consist of employee benefits. Continued: Business Tax Reform (One position) - See Item 8. Tax Discovery Program (One position) - See Item 9. Human Resources Support (One position) - See Item 10. *SG $(244,457)* Related Costs: $(63,480)	(244,457)	-	(307,937)
5 . **Deletion of One-Time Expense Funding** Funding for 2005-06 one-time expenses is deleted. *SOT $(10,675); EX $(715,885)*	(726,560)	-	(726,560)
6 . **Deletion of 2005-06 Equipment** Funding for 2005-06 one-time equipment purchases is deleted. *EQ $(10,825)*	(10,825)	-	(10,825)

Program Changes	Direct Cost	Positions	Total Cost
Changes in Salaries, Expense, Equipment and Special			
Continuation of Services			
7 . **Tax System Recurring Expenses** Continue funding for ongoing maintenance of software licenses and hardware used to operate the Tax System implemented during 2004-05. *SOT $10,675; EX $614,835*	625,510	-	625,510
8 . **Business Tax Reform** Continue funding and resolution position authority for one Senior Management Analyst II with full-year funding from the Tax Reform Fund to perform business tax data analysis to assist in the development and implementation of business tax reform measures (C.F. 04-0879). This position was initially approved (C.F. 02-1250-S241) to provide the Office of Finance dedicated staff for this purpose. Related costs consist of employee benefits. *SG $97,504* Related Costs: $32,388	97,504	-	129,892
9 . **Tax Discovery Program** Continue funding and add regular position authority for one Senior Systems Analyst position that has been on resolution authority for the past year. This position performs the technical aspects of the Tax Discovery Program and provides the technical expertise necessary to allow City staff to perform the functional operation of the Automated Data-Matching Tax Discovery Program operated previously by an outside vendor. Expense funding is added to maintain the software products used to perform this function. Beginning in April 2005, this program initially targeted unregistered apartment owners with data obtained from the Housing Department. As a result, over $1 million in additional revenue has been received. This program is now targeting newly established businesses from data obtained from the Department of Water and Power. This program is expected to generate millions of dollars annually. Related costs consist of employee benefits. *SG $76,462; EX $14,000* Related Costs: $27,048	90,462	1	117,510
10 . **Human Resources Support** Continue funding and add regular position authority for one Personnel Analyst position that has been on resolution authority for the past five years. This position has been employed to cover an increased workload caused by the realignment of the collections function and an increase in department staff. Related costs consist of employee benefits. *SG $72,080* Related Costs: $25,932	72,080	1	98,012

Program Changes	Direct Cost	Positions	Total Cost
Changes in Salaries, Expense, Equipment and Special			
Continuation of Services			
11 . **Audit Penetration Rate** Continue funding and add regular position authority for 13 Tax Auditor, one Senior Tax Auditor and two Accounting Clerk positions. These positions were approved in the interim on resolution authority by the Council and concurred by the Mayor (C.F. 04-0687). These positions are necessary to fully implement City approved tax reform mandates. Related costs consist of employee benefits. *SG $908,777; EX $21,000* Related Costs: $352,992	929,777	16	1,282,769
12 . **Server Replacement Program** Continue a six-year cycle for servers by replacing six servers used for the Tax System's Production database. This will mitigate the downtime and operational problems associated with outdated servers and ensure a reliable technological infrastructure. Funding in the amount of $81,000 is added to the Information Technology Agency (ITA) budget for the purchase of the six servers. The ITA will coordinate the server purchase and delivery (See Information Technology Agency Item 21).	-	-	-
Increased Services			
13 . **Tax System Enhancements** Add enhancements to ensure optimum operation of the Tax System. Enhancements include a second code build server to eliminate a current bottleneck in the development process, a new server to provide a Crystal Enterprise reporting development environment separate from the Production environment that will allow for testing of reports prior to their release, a network failover between the City Hall and Wilshire locations to create a secondary data and Storage Area Network capability not currently in place and increase the number of tape drives in the current tape libraries by expanding the tape capacity of one library and upgrading the storage capacity on the Storage Area Network equipment located at the City Hall and Wilshire locations. Funding in the amount of $23,745 is added to the Information Technology Agency (ITA) budget for the purchase of two servers. The ITA will coordinate the server purchase and delivery (See Information Technology Agency Item 21). *EX $41,000; EQ $28,000*	69,000	-	69,000
TOTAL REVENUE BILLINGS, AUDITS AND COLLECTIONS	1,568,312	18	

2005-06 Program Budget	23,361,648	342
Changes in Salaries, Expense, Equipment and Special	1,568,312	18
2006-07 PROGRAM BUDGET	24,929,960	360

INDICATORS OF WORKLOAD

	ACTUAL 2000-01	ACTUAL 2001-02	ACTUAL 2002-03	ACTUAL 2003-04	ACTUAL 2004-05	EST. 2005-06	EST. 2006-07
REVENUE COLLECTIONS AND FORECASTING							
Active account masters[1]	411,459	438,416	444,560	489,101	525,497	534,300	561,000
Total tax accounts audited[2]	1,395	2,746	3,549	4,322	4,187	5,150	5,700
Accounts audited by Field Audit Unit[3]	1,395	1,946	2,080	2,179	2,312	2,700	3,050
Accounts audited by Office Audit Unit[3]	N/A	800	1,469	2,143	1,875	2,450	2,650
Field audits completed[3]	1,073	1,061	1,600	1,676	-	-	-
Office audits completed[3]	N/A	800	1,469	2,143	-	-	-
Audit penetration rate (%)	0.6	1.0	1.4	1.6	1.6	1.8	2.1
Field enforcement unit investigations[4]	54,468	38,588	46,936	79,189	73,397	55,000	61,776
Revenue enhancement unit investigations[4]	21,004	21,668	14,901	19,840	24,463	25,000	25,000
Refund claims processed[5]	8,296	4,480	14,100	13,804	13,555	15,000	15,000
Public Office interviews	70,255	80,817	73,876	80,002	88,079	100,000	105,000
TAPS data entry items[6]	1,376,133	1,539,785	1,601,794	1,548,249	-	-	-
Annual renewals[7]	322,210	348,313	353,262	380,829	396,930	420,000	435,000
Collection files opened[8]	14,600	15,000	10,100	7,500	5,675	9,000	10,000
Collection files closed[8]	14,200	12,800	13,100	12,668	8,018	9,000	9,000
Active collection files at year-end[8]	24,700	24,500	21,668	16,504	14,968	15,000	16,000
Department referrals to collection agencies[8]	N/A	N/A	N/A	10,535	2,973	4,500	5,000
Collection agency files completed[8]	N/A	N/A	N/A	497	1,691	4,500	6,500
Active collection agency files at year-end[8]	N/A	N/A	N/A	10,038	11,320	11,300	9,800

1. Beginning in 2004-05, account statistics are generated via the LATAX System.
2. A single audit may cover multiple locations and/or tax accounts.
3. Audits Completed Workload Indicators are replaced by Tax Accounts Audited Workload Indicators in order to track Audit Penetration Rate. The Office Audits Unit was established in 2001-02.
4. With the implementation of LATAX, Field Enforcement and Revenue Enhancement staff have altered their focus from enforcement to discovery. As a result, field investigations will decrease and Revenue Enhancement investigations will increase.
5. Impact on refunds due to the increase in the Small Business Tax Exemption is not yet known.
6. With the replacement of TAPS in 2004-05, this Workload Indicator is discontinued. There is no comparable metric available for LATAX.
7. Continuing growth is anticipated for alarms, Police and Fire permits, business taxes and AB63, and other tax discovery efforts along with economic recovery.
8. Significant organizational restructuring and reprioritization of work occurred within the Citywide Collections Unit that will allow investigators to focus on high balance accounts. Staff has also worked diligently with departments to ensure that accounts are being referred to collection agencies in a timely fashion. Increase in opened accounts due to automation of account referrals from other departments. Additionally, due to the Mayor's instruction, more accounts are being referred to outside collection agencies. Active collection files at year end may not reconcile with opened and closed numbers due to how account carryovers and suspensions are represented in the database.

FIRE DEPARTMENT

2006-07 Proposed Budget

FUNDING

	2005-06 Estimated	2005-06 Budget	2006-07 PROPOSED Amount	%Change
Salaries	$ 460,451,000	$ 455,157,432	**$ 488,011,713**	7.2%
Expense	21,313,000	20,296,980	**22,541,648**	11.1%
Equipment	421,000	421,675	**519,465**	23.2%
Special	3,000	3,370	**29,000**	-- %
TOTAL	**$ 482,188,000**	**$ 475,879,457**	**$ 511,101,826**	7.4%

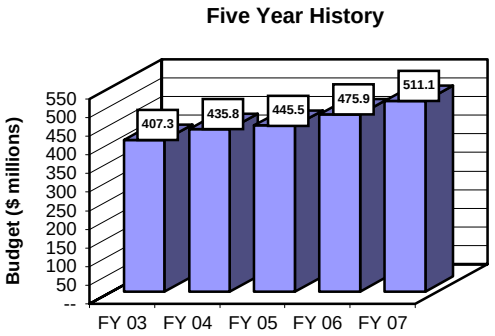

STAFFING*

	June 30, 2006 Projected Staffing	2005-06 Adopted Budget	2006-07 PROPOSED Authorized Staffing	%Change
Sworn	3,429	3,564	**3,601**	1.0%
Civilian	333	362	**390 ****	7.7%
Total	3,762	3,926	**3,991**	1.7%

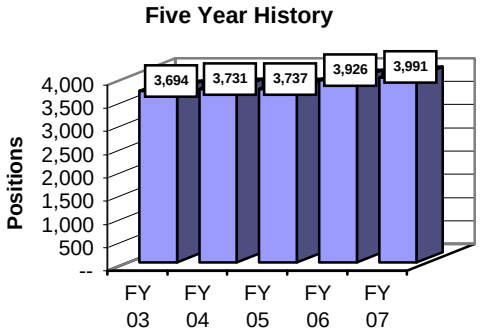

*Includes regular and resolution authority positions.

**Five Commissioner positions are moved from the total regular authority count to a separate category. See Fire Item 41.

BUDGET HIGHLIGHTS

	Direct Cost	Positions
◆ Expense Funding Increase	$ 3,200,000	--
◆ Unused Sick Time Funding Increase	$ 1,100,000	--
◆ Constant Staffing Overtime Increase	$ 5,000,000	--
◆ Vehicle Replacement	--	--
◆ Recruit Training Program (Seven resolution authorities)	$ 11,187,092	2
◆ Homeland Security Enhancement	$ 1,225,871	10
◆ Homeland Security Enhancement - Phase II (23 resolution authorities)	$ 1,944,772	--
◆ Construction Services Unit	$ 583,964	7
◆ Consolidation of Petroleum Services	$ (2,962,321)	(1)
◆ Deletion of Five Vacant Fire Captain Positions	$ (537,541)	(5)
◆ Ambulance Billing Staff (23 resolution authorities)	$ 1,050,624	--
◆ Wildland Fuel Management Program	$ 360,451	4
◆ Human Resources Division (Three resolution authorities)	$ 312,118	1

Recapitulation of Changes

	Adopted Budget 2005-06	Total Budget Changes	Budget Appropriation 2006-07
EXPENDITURES AND APPROPRIATIONS			
Salaries			
Salaries General	19,733,001	2,219,635	21,952,636
Salaries Sworn	324,362,863	10,843,520	335,206,383
Sworn Bonuses	3,516,971	189,024	3,705,995
Unused Sick Time	2,581,709	1,100,000	3,681,709
Salaries As-Needed	100,000	-	100,000
Overtime General	996,619	(300,000)	696,619
Overtime Sworn	4,494,264	134,828	4,629,092
Overtime Constant Staffing	89,187,965	18,125,638	107,313,603
Overtime Variable Staffing	10,184,040	541,636	10,725,676
Total Salaries	455,157,432	32,854,281	488,011,713
Expense			
Printing and Binding	345,105	2,000	347,105
Travel	23,070	-	23,070
Construction Expense	223,755	-	223,755
Contractual Services	2,825,731	52,000	2,877,731
Contract Brush Clearance	1,500,000	-	1,500,000
Field Equipment Expense	2,767,056	430,000	3,197,056
Investigations	5,400	-	5,400
Petroleum Products	2,847,945	(2,847,945)	-
Rescue Supplies and Expense	2,567,997	-	2,567,997
Transportation	3,158	-	3,158
Uniforms	3,331,723	1,336,968	4,668,691
Water Control Devices	447,019	129,041	576,060
Office and Administrative	1,650,195	726,012	2,376,207
Operating Supplies	1,758,826	2,416,592	4,175,418
Total Expense	20,296,980	2,244,668	22,541,648
Equipment			
Furniture, Office and Technical Equipment	300,275	185,725	486,000
Transportation Equipment	-	33,465	33,465
Other Operating Equipment	121,400	(121,400)	-
Total Equipment	421,675	97,790	519,465
Special			

Recapitulation of Changes

	Adopted Budget 2005-06	Total Budget Changes	Budget Appropriation 2006-07
EXPENDITURES AND APPROPRIATIONS			
Special			
Communication Services	3,370	25,630	29,000
Total Special	3,370	25,630	29,000
Total Fire	475,879,457	35,222,369	511,101,826
SOURCES OF FUNDS			
General Fund	468,972,449	35,492,874	504,465,323
Local Public Safety Fund (Sch. 17)	6,000,000	-	6,000,000
Fire Hydrant Install Fund (Sch. 29)	636,503	-	636,503
Targeted-Destination Ambulance Services (Sch.29)	270,505	(270,505)	-
Total Funds	475,879,457	35,222,369	511,101,826
Percentage Change			7.4%
Positions	3,900	20	3,920

Changes Applicable to Various Programs

The following changes involve two or more budgetary programs. These changes are explained below and apportioned as single entries in the affected programs. Single-program changes are shown only in the programs involved.

Program Changes	Direct Cost	Positions	Total Cost
Changes in Salaries, Expense, Equipment and Special			
Obligatory Changes			
1 . **2006-07 Employee Compensation Adjustment** Related costs consist of employee benefits. *SG $591,619* Related Costs: $150,035	591,619	-	741,654
2 . **Salary Step Plan and Turnover Effect** Related costs consist of employee benefits. *SG $165,669; SW $7,301,382; SWOT $134,828; SOFFCS $3,125,638; SOVS $312,399* Related Costs: $1,714,030	11,039,916	-	12,753,946
3 . **Change in Number of Working Days** One less working day. Related costs consist of employee benefits. *SG $(74,284); SW $(1,247,484)* Related Costs: $(304,512)	(1,321,768)	-	(1,626,280)
4 . **Full Funding for Partially Financed Positions** Related costs consist of employee benefits. *SW $3,894,290* Related Costs: $891,792	3,894,290	-	4,786,082
Deletion of One-Time Services			
5 . **Deletion of Funding for Resolution Authorities** Delete funding for 26 resolution authority positions. Due to the City's current financial constraints, only critical positions will be continued. Related costs consist of employee benefits. Continued: Fire Inspectors - LAUSD (Two positions) - See Item 19. Ambulance Billing Staff (23 positions) - See Item 28. Public Information Officer (One position) - See Item 35. *SG $(1,102,187); SW $(202,008)* Related Costs: $(325,775)	(1,304,195)	-	(1,629,970)
6 . **Deletion of One-Time Expense Funding** One-time funding for 2005-06 expense items is deleted. *SP $(3,370)*	(3,370)	-	(3,370)
7 . **Deletion of 2005-06 Equipment** One-time funding for 2005-06 equipment purchases is deleted. *EQ $(421,675)*	(421,675)	-	(421,675)

Program Changes	Direct Cost	Positions	Total Cost
Changes in Salaries, Expense, Equipment and Special			
Continuation of Services			
8 . **Recruit Training Program** Add nine months funding and resolution position authority for seven sworn positions and regular position authority for two administrative positions to continue the Recruit Training Program for Fiscal Year 2006-07. In 2005-06, the Recruit Training Program was entirely funded within budgeted funds. The Department indicates that current level funding will not be sufficient to maintain the Program in 2006-07 and provide academy training for five classes of 50 firefighter recruits for a total of 250 new recruits. Also, approximately 25,200 additional overtime hours are added to enhance the Recruit Training Program which will provide new recruits with improved on-site field training and additional "hands-on" experiences. Related costs consist of employee benefits. *SG $84,645; SW $8,204,760; SWB $189,409; SOVS $1,229,237; EX $1,452,041; EQ $27,000* Related Costs: $1,825,479	11,187,092	2	13,012,571
9 . **Homeland Security Enhancement** Continue funding and add regular position authority for 10 sworn positions for the Department's homeland security efforts initiated on an interim basis in fiscal year 2005-06 (C.F. 06-0272). One Battalion Chief and four Fire Captain positions will be continued in the Bureau of Emergency Services to establish procedures and prepare plans for incidents that result in extraordinary levels of casualties, damage or disruption. One Battalion Chief and four Fire Captain positions will be continued in the Bureau of Training and Risk Management to develop and train emergency response and supportive response agencies within the City relative to extraordinary incidents and events. Related costs consist of employee benefits. *SW $1,153,045; EX $72,826* Related Costs: $143,592	1,225,871	10	1,369,463
Increased Services			
10 . **Expense Funding Increase** Add $3.2 million in funding for increased costs and replacement of various expense items including air rescue cushions, water pumps, portable detectors and generators, cell phones, pagers, radio batteries and dispatcher headsets. *EX $3,200,000*	3,200,000	-	3,200,000
11 . **Homeland Security Enhancement - Phase II** Add nine months funding and resolution position authority for 18 sworn and five civilian positions to expand the Homeland Security Enhancement item initiated on an interim basis in fiscal year 2005-06 and proposed for continuation in 2006-07 (See Item 9). These positions will provide additional staff for various Homeland Security planning and training activities. In addition, $306,328 in MICLA financing is provided to purchase emergency and non emergency vehicles for the Homeland Security Section. Related costs consist of employee benefits. *SG $221,571; SW $1,478,835; SP $19,550; EX $224,816* Related Costs: $275,229	1,944,772	-	2,220,001

Program Changes	Direct Cost	Positions	Total Cost
Changes in Salaries, Expense, Equipment and Special			
Increased Services			
12 . **Construction Services Unit** Add partial year funding and regular position authority for four civilian and three sworn positions to provide sufficient staff for the increasing workload in the Construction Services Unit of the Fire Prevention Bureau. The seven positions will support existing staff responsible for plan check reviews, inspection and fire code reviews, and expedited reviews. The Fire Department anticipates that the additional revenues generated will be sufficent to fully reimburse the General Fund for the cost of these positions. Related costs consist of employee benefits. *SG $264,816; SW $213,300; SP $5,950; EX $57,898; EQ $42,000* Related Costs: $120,366	583,964	7	704,330
Efficiencies to Services			
13 . **Procedures for Staff Assignments** Reduce variable staffing overtime by $1.0 million due to efficiencies created by establishing a review and approval process for staff assignments to special duty positions. *SOVS $(1,000,000)*	(1,000,000)	-	(1,000,000)
Transfer of Services			
14 . **Consolidation of Petroleum Services** Transfer funding and regular position authority for one Clerk Typist position to the Department of General Services for the Citywide consolidation of petroleum services. Related costs consist of employee benefits (See General Services Item 32). *SG $(35,376); EX $(2,926,945)* Related Costs: $(16,632)	(2,962,321)	(1)	(2,978,953)
Other Changes or Adjustments			
15 . **Vehicle Replacement** Provide $23.3 million in MICLA financing for the Fire Department Fleet Replacement program. Replacement vehicles include one AB139 helicopter, 25 rescue ambulances, 14 triple combination trucks and 10 Suburban emergency vehicles.	-	-	-
16 . **Unused Sick Time Funding Increase** Add $1.1 million in funding for Unused Sick Time for the anticipated retirement of approximately 170 firefighters, of which 139 are Deferred Retirement Option Plan (DROP) participants. *SPOSK $1,100,000*	1,100,000	-	1,100,000
TOTAL CHANGES APPLICABLE TO VARIOUS PROGRAMS	27,754,195	18	

Terrorism/Arson Investigation

This Program investigates incidents that may be related to terrorist activity, works closely with law enforcement and other terrorism preparedness groups and also investigates the causes of fires of undetermined, suspicious, or incendiary origin, explosions, and fires in which deaths, serious injuries, or extensive property damage have occurred. Arson investigators interrogate witnesses and suspects, apprehend alleged offenders, and assist in prosecution of suspects.

Program Changes	Direct Cost	Positions	Total Cost
Changes in Salaries, Expense, Equipment and Special			
17 . **Apportionment of Changes Applicable to Various Programs** Related costs consist of employee benefits Related Costs: $10,614	58,241	-	68,855
TOTAL TERRORISM/ARSON INVESTIGATION	58,241	-	

2005-06 Program Budget	2,789,964	26
Changes in Salaries, Expense, Equipment and Special	58,241	-
2006-07 PROGRAM BUDGET	2,848,205	26

Fire Prevention

This program inspects structures, devices and materials subject to the Fire Code, investigates permit applications and checks building plans for major structures, enforces brush and weed abatement code provisions, and provides fire prevention and control education and fire research.

Program Changes	Direct Cost	Positions	Total Cost
Changes in Salaries, Expense, Equipment and Special			
18 . **Apportionment of Changes Applicable to Various Programs** Related costs consist of employee benefits Related Costs: $269,273	1,281,745	6	1,551,018
Continuation of Services			
19 . **Fire Inspectors - LAUSD** Continue funding and resolution position authority for two Fire Inspectors to provide dedicated fire inspection services to the Los Angeles Unified School District (LAUSD) construction projects. A large number of schools are being built by LAUSD over the next few years and the Department expects the Fire Inspectors to work exclusively on these construction projects. These positions are fully fee-supported. Related costs consist of employee benefits. *SW $190,080* Related Costs: $26,880	190,080	-	216,960
Efficiencies to Services			
20 . **Deletion of Five Vacant Fire Captain Positions** Delete funding and regular position authority for five Fire Captain positions in the Fire Prevention Bureau that were added in 2005-06. The Fire Captain positions are currently vacant and may not be filled because funding for the positions ($537,541) was placed in the Unappropriated Balance (UB) by the City Council as part of the 2005-06 Adopted Budget. The Fire Department has not requested the release of these funds from the UB. Related costs consist of employee benefits. *SW $(533,856); SWB $(3,685)* Related Costs: $(69,852)	(537,541)	(5)	(607,393)

Program Changes	Direct Cost	Positions	Total Cost
Changes in Salaries, Expense, Equipment and Special			
Transfer of Services			
21 . **Transfer Plan Check Fee Position** Transfer funding and regular position authority for one Accounting Clerk position to the Department of Building and Safety. City ordinances established plan check fees for the Fire Department and granted Building and Safety authority to collect these fees on behalf of the Fire Department at all Construction Services "One-Stop" Permit Counters. This position is fully fee-supported. Related costs consist of employee benefits (See Building and Safety Item 29). *SG $(49,836)* Related Costs: $(20,292)	(49,836)	(1)	(70,128)
TOTAL FIRE PREVENTION	884,448	-	

2005-06 Program Budget	25,333,146	218
Changes in Salaries, Expense, Equipment and Special	884,448	-
2006-07 PROGRAM BUDGET	26,217,594	218

Fire Suppression

This program responds to all alarms and requests related to fire suppression, extinguishes fires, protects and salvages property, and rescues endangered persons as required.

Program Changes	Direct Cost	Positions	Total Cost
Changes in Salaries, Expense, Equipment and Special			
22 . **Apportionment of Changes Applicable to Various Programs** Related costs consist of employee benefits Related Costs: $3,681,274	19,340,500	5	23,021,774
Continuation of Services			
23 . **Wildland Fuel Management Program** Add funding and regular position authority for one Fire Captain II, two Firefighter III and one Heavy Duty Equipment Mechanic to staff the Wildland Fuel Management Program. This program and four resolution authority positions were approved by the City Council on an interim basis in 2005-06 (C.F. 05-0600-S20). A total of nine vehicles are also required to continue this program. These vehicles will be added to the Fire Department Fleet Replacement program which will require about $133,300 in additional MICLA funding on an annual basis. Related costs consist of employee benefits. *SG $62,586; SW $279,048; SWB $2,563; EX $16,254* Related Costs: $64,416	360,451	4	424,867
Increased Services			
24 . **Constant Staffing Overtime Increase** Add $15.0 million in funding for Constant Staffing Overtime for Fiscal Year 2006-07 only. Due to an increasing number of field vacancies in 2005-06, the Fire Department has been filling field vacancies with overtime to maintain constant staffing. This one-year increase in funding will provide the Fire Department with sufficient overtime funding to maintain constant staffing at fire stations throughout the City in 2006-07. The Fire Department expects to have up to 130 field vacancies per month during 2006-07 with vacancies declining to under 100 field vacancies per month in 2007-08 (subject to continued funding of the Recruit Training Program in 2007-08 for 250 new recruits). Due to the anticipated vacancies in 2006-07, a one-time transfer of $10.0 million from the Sworn Salaries account will offset a portion of the $15.0 million being added to the Constant Staffing Overtime account. *SW $(10,000,000); SOFFCS $15,000,000*	5,000,000	-	5,000,000

Program Changes	Direct Cost	Positions	Total Cost
Changes in Salaries, Expense, Equipment and Special			
New Services			
25 . **Los Angeles World Airports** Add funding and regular position authority for one Fire Captain II position to provide staff for an Emergency Management Planning cadre at the Los Angeles World Airports (LAWA). The Fire Department indicates that LAWA will reimburse the City for all costs associated with this new position ($175,844). Related costs consist of employee benefits. *SW $112,128; SWB $737; EX $15,306; EQ $33,465* Related Costs: $14,208	161,636	1	175,844
New Facilities			
26 . **New and Replacement Fire Facilities** Add funding in the amount of $299,762 in the Unappropriated Balance for expense and equipment items for new and replacement fire facilities. The Fire Department anticipates a number of new and replacement facilities to open during 2006-07. Because exact opening dates for these facilities are not certain at this time, funding for various expense and equipment items is provided in the Unappropriated Balance.	-	-	-
TOTAL FIRE SUPPRESSION	24,862,587	10	

2005-06 Program Budget	307,717,722	2,566
Changes in Salaries, Expense, Equipment and Special	24,862,587	10
2006-07 PROGRAM BUDGET	332,580,309	2,576

Emergency Ambulance Service

This program provides emergency medical and/or paramedic treatment at the scene of accidents or illnesses and provides transportation to the nearest qualified medical facility.

Program Changes	Direct Cost	Positions	Total Cost
Changes in Salaries, Expense, Equipment and Special			
27 . **Apportionment of Changes Applicable to Various Programs** Related costs consist of employee benefits Related Costs: $(10,249)	404,752	-	394,503
Continuation of Services			
28 . **Ambulance Billing Staff** Continue funding and resolution position authority for 23 positions in the Ambulance Billing Unit. Related costs consist of employee benefits. *SG $1,050,624* Related Costs: $456,540	1,050,624	-	1,507,164
TOTAL EMERGENCY AMBULANCE SERVICE	1,455,376	-	

2005-06 Program Budget	81,519,286	654
Changes in Salaries, Expense, Equipment and Special	1,455,376	-
2006-07 PROGRAM BUDGET	82,974,662	654

Technical Support

This program provides necessary support to field forces, including training, equipment maintenance, supply, and dispatching and emergency communications for the Fire Suppression and Emergency Ambulance Services Programs.

Program Changes	Direct Cost	Positions	Total Cost
Changes in Salaries, Expense, Equipment and Special			
29 . **Apportionment of Changes Applicable to Various Programs** Related costs consist of employee benefits Related Costs: $433,141	4,530,775	6	4,963,916
Continuation of Services			
30 . **Fire Dispatch Communication Network** Provide funding in the amount of $400,000 to complete the fifth and final phase of the five-year replacement program of the Dispatch Communication Network (DCN). The Information Technology Agency, in cooperation with the Fire Department, will be responsible for completing the DCN replacement program (See Information Technology Agency Item 44).	-	-	-
Increased Services			
31 . **Supply and Maintenance Division** Add nine months funding and regular position authority for seven positions to provide sufficient staff for increasing workload related to heavy duty equipment repairs, apparatus maintenance and warehouse services. In 2005-06, over $300,000 in overtime will be worked in the Supply and Maintenance Division to keep up with increasing service requests and work orders (over $357,000 in overtime was worked in 2004-05). With the addition of seven positions to the Supply and Maintenance Division, this package will be partially offset by a reduction to the General Overtime account. Related costs consist of employee benefits. *SG $280,371; SOT $(300,000); EX $61,200* Related Costs: $115,920	41,571	7	157,491
32 . **Voice and Data Communications** Provide funding in the amount of $1,160,939 for the first phase of a two phase communications upgrade project to install T-1 high speed data/voice line upgrades to the 102 fire stations Citywide. The Information Technology Agency, in cooperation with the Fire Department, will be responsible for managing this communications upgrade project (See Information Technology Agency Item 45).	-	-	-

Program Changes	Direct Cost	Positions	Total Cost
Changes in Salaries, Expense, Equipment and Special			
New Services			
33 . **Global Positioning System for Fire Apparatus** Provide funding in the amount of $120,000 for a limited scope proof of concept test required to validate the design parameters of a proposed Global Positioning System Automatic Vehicle Location system. The Information Technology Agency, in cooperation with the Fire Department, will be responsible for coordinating the proof of concept test (See Information Technology Agency Item 46).	-	-	-
TOTAL TECHNICAL SUPPORT	4,572,346	13	

2005-06 Program Budget	47,435,441	307
Changes in Salaries, Expense, Equipment and Special	4,572,346	13
2006-07 PROGRAM BUDGET	52,007,787	320

General Administration and Support

This program performs management and administrative support functions including policy development, implementation and control, budget, administrative and personnel support services, and operational planning.

Program Changes	Direct Cost	Positions	Total Cost
Changes in Salaries, Expense, Equipment and Special			
34 . **Apportionment of Changes Applicable to Various Programs** Related costs consist of employee benefits Related Costs: $89,551	2,138,182	1	2,227,733
Continuation of Services			
35 . **Public Information Officer** Continue one resolution position authority for a Senior Management Analyst I, without funding, to provide administrative support to the Department's Public Information Officer. Related costs consist of employee benefits. Related Costs: $30,360	-	-	30,360
Increased Services			
36 . **Public Access Defibrillator Program** Add nine months funding and resolution position authority for a Senior Management Analyst I for the expansion of the Public Access Defibrillator program to other City Departments including the Los Angeles Police Department and Library Department. Related costs consist of employee benefits. *SG $67,140; SP $850; EX $16,535; EQ $375,000* Related Costs: $22,770	459,525	-	482,295
37 . **Complaint Resolution/Investigation Office** A management audit by the Controller and a personnel audit by the Personnel Department are currently under consideration by various City Council Committees. Until recommendations from the audits have been considered and adopted by the Mayor and City Council, nine months funding ($360,045) and resolution position authority for six positions (five civilian and one sworn) will be placed in the Unappropriated Balance (UB) for Board of Rights related investigations and presentations. The funding and positions placed in the UB should provide the Fire Department with sufficient staff to manage the anticipated increase in workload related to the audits.	-	-	-

Program Changes	Direct Cost	Positions	Total Cost
Changes in Salaries, Expense, Equipment and Special			
New Services			
38 . **Network and Technology Infrastructure** Add nine months funding and resolution position authority for four technology positions to implement the first year of a four-year internal technology upgrade and replacement project. Also add resolution position authority without funding for four technology positions to assist existing staff with various Department technology projects. Also add nine months funding and resolution position authority for one Systems Analyst position, in coordination with the Department's Human Resources Division, to assist in the development, implementation and operation of a Position Control. Related costs consist of employee benefits. *SG $298,629; SP $2,650; EX $20,265; EQ $6,000* Related Costs: $173,772	327,544	-	501,316
39 . **Human Resources Division** Add nine months funding and regular position authority for one Personnel Analyst position to assist in the development, implementation and operation of a Position Control that will assist in managing sworn and civilian staff. Also, add nine months funding and resolution position authority for two Senior Personnel Analyst positions and one Personnel Analyst position to assist existing staff with Medical Liaison and Personnel support services. Related costs consist of employee benefits. *SG $266,946; EX $21,172; EQ $24,000* Related Costs: $92,577	312,118	1	404,695
40 . **Claims Reimbursement Team** Add nine months funding and resolution position authority for one Senior Management Analyst and one Senior Auditor to staff the Claims Reimbursement Team that will provide administrative support to Incident Commanders during major multi-agency emergencies. The Fire Department anticipates that the General Fund would be fully reimbursed for the cost of these positions. Related costs consist of employee benefits. *SG $126,702; EX $13,300; EQ $12,000* Related Costs: $43,614	152,002	-	195,616

Program Changes	Direct Cost	Positions	Total Cost
Changes in Salaries, Expense, Equipment and Special			
Other Changes or Adjustments			
41 . **Creation of Commissioner Positions Category** Beginning in 2006-07, a new position category will be created for all part-time commissioners that is separate from the department's regular position authorities. This action will reduce the department's total regular count by the corresponding number of commissioners placed into the new category.	-	(5)	-
TOTAL GENERAL ADMINISTRATION AND SUPPORT	3,389,371	(3)	

2005-06 Program Budget	11,083,898	129
Changes in Salaries, Expense, Equipment and Special	3,389,371	(3)
2006-07 PROGRAM BUDGET	14,473,269	126

INDICATORS OF WORKLOAD

	ACTUAL 2000-01	ACTUAL 2001-02	ACTUAL 2002-03	ACTUAL 2003-04	ACTUAL 2004-05	EST. 2005-06	EST. 2006-07
ARSON INVESTIGATION PROGRAM							
Incendiary and suspicious fires[1]	4,036	4,500	4,136	4,130	2,323	2,300	2,530
Fires Investigated	906	1,000	740	760	536	750	825
Persons apprehended	199	200	130	135	139	100	110
Juveniles counseled and released	1,187	1,200	371	400	386	400	440
Subpoenas processed	8,253	8,500	8,197	8,250	4,889	4,800	5,200
Canine responses	89	70	101	130	68	110	121
Department members trained in fire investigation	800	800	700	600	700	700	770
Fire reports issued	3,154	2,500	5,319	5,350	10,805	12,000	12,120
FIRE PREVENTION PROGRAM							
Bureau of Fire Prevention inspections made	21,586	22,400	19,777	15,311	16,181	17,200	17,900
Hazards corrected	*	*	19,008	14,518	11,844	12,435	12,435
Division 4 permits issued	6,033	5,800	5,502	220	487	400	400
Division 5:							
General approvals	20	25	213	11	17	19	22
Permits issued	2,000	2,000	1,104	2,934	1,986	1,928	2,300
Inspections	750	800	2,008	4,990	913	950	950
Brush clearance:							
Parcels inspected	127,000	128,000	128,472	129,647	129,861	129,700	129,700
Parcels cited	19,910	24,800	13,592	17,168	17,603	17,200	17,200
Parcels cleared							
By owner	18,755	22,500	12,392	16,342	16,400	16,400	16,400
By City contractor	1,155	1,400	1,200	826	553	580	580
Fire Safety Officer hours:							
Special events	750	750	1,655	1,800	2,828	2,969	2,969
Motion picture and television filming							
Locations	5,922	5,600	6,210	6,232	10,055	10,557	10,557
Studio inspections	366	400	565	275	531	558	558
Special effects permits issued	1,860	1,950	1,840	*	*	*	*
Spot checks	3,289	3,100	2,998	2,814	7,556	7,934	7,934
Unified program (Hazardous Materials and Waste Management):							
Unified Program Permits Issued	10,250	11,000	9,400	9,354	5,687	5,968	5,968
Unified Program Invoices Processed	9,912	9,900	9,800	10,199	9,751	10,238	10,238
Unified Prog Delinquent Invoices Processed	2,244	2,050	2,276	1,622	1,666	1,749	1,749
California Accidental Release Prevention Plan (CalARP):							
CalARP -Plans Reviewed	1	35	25	2	26	27	27
CalARP-Facilities Inspected	18	25	10	20	24	25	25
Environmental/Hazardous Materials Enforcement:							
Tri-annual Haz Mat Facility Inspection	3,827	3,500	3,394	2,361	3,177	3,180	3,180
Information Requests/Right to Know	4,815	3,800	3,472	5,687	6,418	6,300	6,300
Land Access/Hydrant:							
Environmental impact reports	62	70	25	71	34	36	40
Parcel Tract Actions	579	650	150	316	900	912	940
Zoning Actions	1,148	1,150	425	381	102	102	105
Feet of Main[2]	1,074	1,200	1,288	900	900	900	900
New Hydrant Notices	430	500	250	313	295	255	360
LAUSD Reviews	458	550	200	70	57	48	50

INDICATORS OF WORKLOAD (Continued)

	ACTUAL 2000-01	ACTUAL 2001-02	ACTUAL 2002-03	ACTUAL 2003-04	ACTUAL 2004-05	EST. 2005-06	EST. 2006-07
FIRE PREVENTION PROGRAM (Continued)							
Developer Consultation	460	350	496	172	747	1,756	1,800
Developer Consultation Hours	500	400	546	189	667	1,619	1,660
High rise occupancies inspected	1,518	1,500	1,253	2,253	1,583	1,662	1,662
Construction inspections	10,340	11,000	6,298	5,104	5,393	6,161	6,200
Fire protection equipment certification of fitness:							
Applications Processed	121	150	124	151	189	150	150
Written Test Administered	121	130	124	119	186	150	150
Field Performance Test Administered	997	1,200	868	714	432	800	800
Training Classes Conducted	35	35	26	16	29	25	25
Review and process Fire Protection Equip Cert.	11,700	13,000	14,863	15,196	23,139	22,000	22,000
Environmental/Underground Tanks							
Sites assessed	313	300	283	238	179	188	188
Sites remediated	142	150	153	76	41	43	43
Sites referred to regional water board	69	70	73	63	35	37	37
Public inquiries	5,070	5,000	5,500	5,524	4,532	4,790	4,790
Tanks inspected	1,800	1,850	1,105	1,157	1,106	1,161	1,161
Plan check services:							
Plans approved	10,164	11,235	7,000	6,003	5,268	5,023	5,200
Fire alarms	998	630	1,600	1,617	1,080	2,109	2,100
Modifications approved	220	250	500	362	398	511	500
Preliminary project reviews	662	350	800	446	861	597	615
Legal activities:							
Property and corporation ownership invest.	6,370	6,400	6,450	6,000	1,523	1,599	1,599
City Attorney hearings: prefilings	560	575	600	550	274	288	288
Cases received	690	700	800	650	436	458	458
Cases filed	160	160	165	140	140	147	147
Smoke ordinance inspections	490	850	700	856	1,161	1,219	1,219
Apartment Housing Task Force Inspections	1,325	1,300	1,240	1,000	144	76	76
Research activities:							
Fire Code revisions	450	600	2,400	90	462	520	520
Legislative review	100	150	190	78	248	262	262
Hazardous materials response unit	12	10	*	*	*	*	*
Fire and safety education:							
Division 6 Certificates of Fitness issued[3]	40	65	36	50	67	^	^
Individuals trained[3]	30,854	35,000	35,392	1,215	427	^	^
Special needs training[3]	8,720	9,000	6,571	1,231	130	^	^
Emergency procedures manuals[3]	135	150	111	101	462	^	^
Buildings reviewed for evacuation signs[3]	204	200	213	175	368	^	^
Special programs presented[3]	134	200	262	197	384	^	^
Research and development[3]	588	600	2,623	231	377	^	^
Americans with Disability Act compliance	126	150	1,024	*	*	*	*
FIRE SUPPRESSION PROGRAM							
Actual fires:							
Structure Fires	2,972	2,800	2,436	2,431	3,222	3,415	3,620
Nonstructure Fires	10,060	10,000	8,866	8,362	6,303	6,681	7,082
Emergency responses:							
Fires (includes automatic alarms)	112,522	120,500	114,346	118,394	131,293	133,919	136,597
Hazardous conditions	4,655	5,000	4,766	4,932	5,464	5,573	5,685
Rescues and others	31,898	34,100	25,057	25,934	28,808	29,384	29,972

INDICATORS OF WORKLOAD (Continued)

	ACTUAL 2000-01	ACTUAL 2001-02	ACTUAL 2002-03	ACTUAL 2003-04	ACTUAL 2004-05	EST. 2005-06	EST. 2006-07
FIRE SUPPRESSION PROGRAM (Continued)							
Helicopter flight hours:							
Brush & structure fires	418	450	526	560	490	652	575
Rescue, medical transport	335	350	430	379	382	440	405
Nonemergency responses:							
Department support, maintenance[4]	1,852	2,000	1,210	1,620	1,579	1,350	1350
EMERGENCY AMBULANCE SERVICES							
Emergency medical responses by:							
Paramedic Ambulances	190,659	204,000	168,846	180,927	175,423	178,931	182,510
EMT ambulances	73,174	78,300	87,806	93,856	91,001	92,821	94,677
Paramedic Fire Resources	34,400	36,800	53,700	57,671	55,916	57,034	58,175
EMT fire resources	163,588	175,000	217,457	232,944	225,857	230,374	234,982
Patients transported	169,417	186,000	183,663	185,000	185,636	186,200	187,000
TECHNICAL SUPPORT PROGRAM							
Emergency dispatches made:							
EMS	261,523	288,000	280,280	289,756	285,225	286,651	288,084
Fire	66,373	70,000	64,439	62,564	64,397	64,719	64,751
Drill tower training hours	346,140	342,000	323,400	231,660	102,000	258,000	255,000
Recruit training hours	230,760	228,000	196,000	154,440	68,000	172,000	170,000
Revised map pages distributed	6,000	6,000	3,200	11,000	8,000	20,000	20,000

1 As of September 2004, NFIRS no longer recognizes "suspicious" fires, which decreased incendiary and suspicious fires.
2 Feet of main is measured by DWP.
3 The Fire & Safety Education Unit of FPB was disbanded in FY05.
4 Decrease in Est. 05/06 and Est. 06/07 is due to unavailability of training helicopter from 6/04 accident.
* Data not provided by the Department

DEPARTMENT OF GENERAL SERVICES

2006-07 Proposed Budget

FUNDING

	2005-06 Estimated	2005-06 Budget	2006-07 PROPOSED Amount	%Change
Salaries	$ 195,397,000	$ 126,655,462	**$ 136,405,091**	7.7%
Expense	134,931,000	99,275,825	**108,810,115**	9.6%
Equipment	1,754,000	1,398,954	**1,638,000**	17.1%
Special	4,680,000	4,715,224	**4,715,224**	-- %
TOTAL	**$ 336,762,000**	**$ 232,045,465**	**$ 251,568,430**	8.4%

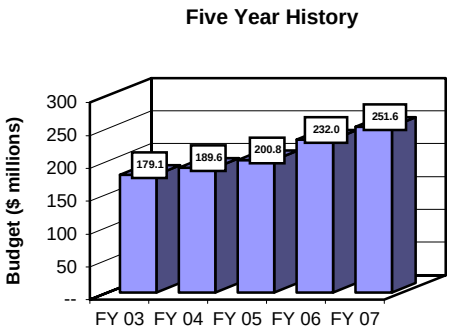

STAFFING

	June 30, 2006 Projected Staffing	2005-06 Adopted Budget	2006-07 PROPOSED Authorized Staffing	%Change
Regular	1,953	2,120	**2,197**	3.6%
Resolution	63	77	77	

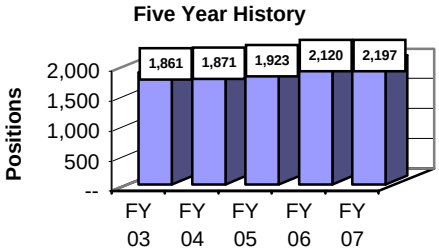

BUDGET HIGHLIGHTS

	Direct Cost	Positions
◆ El Pueblo Parking and Custodial Services	$ 301,974	2
◆ Emergency Management Expansion	369,500	--
◆ Central Library Support	--	5
◆ Leasing Account Reduction	(3,254,529)	--
◆ Mandatory Stormwater Mitigation	277,216	2
◆ Water Treatment Plants Security	1,498,571	28
◆ New Facilities Maintenance	1,768,331	8
◆ Transfer of Parking Lot Sweeping Services	(224,000)	--
◆ Transfer of El Pueblo Refuse Collection	(35,000)	--
◆ Custodial Services for Police Department	--	13
◆ Natural Gas Expense Account	1,600,000	--
◆ Construction Division Core Staff	1,122,956	17
◆ Financing of Parking Operations	704,500	--
◆ Alterations and Improvements	341,000	--
◆ Spill Systems Testing and Repair Services	800,000	--
◆ Transfer of Petroleum Purchasing	9,924,826	2

Recapitulation of Changes

	Adopted Budget 2005-06	Total Budget Changes	Budget Appropriation 2006-07
EXPENDITURES AND APPROPRIATIONS			
Salaries			
Salaries General	113,741,277	8,090,599	121,831,876
Salaries, Construction Projects	579,953	78,430	658,383
Salaries As-Needed	2,286,822	1,027,375	3,314,197
Overtime General	3,222,825	73,938	3,296,763
Overtime Construction	50,000	-	50,000
Hiring Hall Salaries	4,424,471	121,952	4,546,423
Hiring Hall Construction	1,024,717	136,400	1,161,117
Benefits Hiring Hall	1,094,861	183,425	1,278,286
Benefits Hiring Hall Construction	198,906	27,280	226,186
Overtime Hiring Hall	29,130	-	29,130
Overtime Hiring Hall Construction	2,500	10,230	12,730
Total Salaries	126,655,462	9,749,629	136,405,091
Expense			
Printing and Binding	131,764	-	131,764
Travel	280,200	-	280,200
Construction Expense	19,646	-	19,646
Contractual Services	16,527,360	421,061	16,948,421
Field Equipment Expense	22,648,614	-	22,648,614
Maintenance Materials,Supplies & Services	5,991,485	165,864	6,157,349
Custodial Supplies	1,126,686	65,106	1,191,792
Construction Materials	781,628	85,250	866,878
Petroleum Products	18,759,939	9,829,770	28,589,709
Transportation	50,153	-	50,153
Utilities Expense Private Company	3,782,634	1,779,668	5,562,302
Marketing	19,442	-	19,442
Governmental Meetings	1,530	(1,530)	-
Uniforms	380,521	67,200	447,721
Laboratory Testing Expense	401,157	-	401,157
Office and Administrative	569,437	5,730	575,167
Operating Supplies	1,590,526	1,200	1,591,726
Leasing	26,213,103	(2,885,029)	23,328,074
Total Expense	99,275,825	9,534,290	108,810,115
Equipment			
Furniture, Office and Technical Equipment	114,125	(84,625)	29,500
Transportation Equipment	1,269,729	336,271	1,606,000

Recapitulation of Changes

	Adopted Budget 2005-06	Total Budget Changes	Budget Appropriation 2006-07
EXPENDITURES AND APPROPRIATIONS			
Equipment			
Other Operating Equipment	15,100	(12,600)	2,500
Total Equipment	1,398,954	239,046	1,638,000
Special			
Mail Services	4,679,177	-	4,679,177
Construction Projects Contingency	36,047	-	36,047
Total Special	4,715,224	-	4,715,224
Total General Services	232,045,465	19,522,965	251,568,430
SOURCES OF FUNDS			
General Fund	197,607,619	18,189,054	215,796,673
Solid Waste Resources Revenue Fund (Sch. 2)	22,692,264	310,612	23,002,876
Special Gas Tax Street Improvement Fund (Sch 5)	588,105	18,965	607,070
Stormwater Pollution Abatement Fund (Sch. 7)	322,198	-	322,198
Special Parking Revenue Fund (Sch. 11)	183,000	(183,000)	-
Sewer Operation & Maintenance (Sch. 14)	3,278,040	1,273,469	4,551,509
Sewer Capital (Sch. 14)	1,081,540	(64,668)	1,016,872
Convention Center Revenue Fund (Sch. 16)	1,645,191	(548,059)	1,097,132
St. Light. Maint. Assessment Fund (Sch. 19)	1,802,000	156,362	1,958,362
Telecom. Development Acct. (Sch. 20)	226,216	127,001	353,217
City Employees Ridesharing Fund (Sch. 28)	305,481	98,123	403,604
General Services Trust (Sch. 29)	359,786	-	359,786
Procurement Reengineering Trust Fund (Sch.32)	191,022	(191,022)	-
Disaster Assistance Trust Fund (Sch 37)	33,933	(33,933)	-
Bldg and Safety Enterprise Fund (Sch. 40A)	-	245,061	245,061
El Pueblo de L A Hist. Mon. Rev. Fund (Sch. 43)	1,679,070	-	1,679,070
Zoo Enterprise Trust Fund (Sch. 44)	-	175,000	175,000
Citywide Recycling Fund (Sch. 51)	50,000	(50,000)	-
Total Funds	232,045,465	19,522,965	251,568,430
Percentage Change			8.41%
Positions	2,120	77	2,197

Changes Applicable to Various Programs

The following changes involve two or more budgetary programs. These changes are explained below and apportioned as single entries in the affected programs. Single-program changes are shown only in the programs involved.

Program Changes	Direct Cost	Positions	Total Cost
Changes in Salaries, Expense, Equipment and Special			
Obligatory Changes			
1 . **2006-07 Employee Compensation Adjustment** Related costs consist of employee benefits. *SG $3,480,001* Related Costs: $882,528	3,480,001	-	4,362,529
2 . **Salary Step Plan and Turnover Effect** Related costs consist of employee benefits. *SG $575,736* Related Costs: $146,006	575,736	-	721,742
3 . **Change in Number of Working Days** One less working day. Related costs consist of employee benefits. *SG $(436,950)* Related Costs: $(110,811)	(436,950)	-	(547,761)
4 . **Full Funding for Partially Financed Positions** Related costs consist of employee benefits. *SG $314,927* Related Costs: $79,865	314,927	-	394,792
Deletion of One-Time Services			
5 . **Deletion of Funding for Resolution Authorities** Delete funding for 77 resolution authority positions. Due to the City's financial constraints, only critical positions will be continued. Related costs consist of employee benefits. Continued: Office of Public Safety (35 positions) - See Item 11. Public Works Building Support (Two positions) - See Item 12. Fleet Services Operations (23 positions) - See Item 29. Wastewater Project Testing Support (Five positions) - See Item 35. Supply Services Division Support (Seven positions) - See Item 36. Administration and Support (Five positions) - See Item 39. *SG $(4,017,916)* Related Costs: $(1,018,944)	(4,017,916)	-	(5,036,860)
6 . **Deletion of One-Time Expense Funding** One-time funding for 2005-06 expense items is deleted. *EX $(257,000)*	(257,000)	-	(257,000)
7 . **Deletion of 2005-06 Equipment** One-time funding for 2005-06 equipment purchases is deleted. *EQ $(1,376,954)*	(1,376,954)	-	(1,376,954)

Program Changes	Direct Cost	Positions	Total Cost
Changes in Salaries, Expense, Equipment and Special			
Other Changes or Adjustments			
8 . **Miscellaneous Adjustments in Expense Accounts** Adjust various expense accounts to align funding in the proper divisional expenditure accounts. There is no additional cost to this technical adjustment. Affected accounts include Contractual Services and Maintenance Materials and Supplies within the Security Services, Building Maintenance and Custodial Services Divisions. Funding is also added ($250,000) to the Contractual Services account for expenses associated with Supply Management System program licensing and systems maintenance. This funding amount will be fully offset by vendor discounts received by the City and recognized as departmental revenue. *EX $250,000*	250,000	-	250,000
9 . **Miscellaneous Adjustments in Personnel** Adjust position authorities in various divisions to properly align position classifications to the actual duties performed and to meet Memorandum of Understanding (MOU) provisions. The specific changes are illustrated in the Detail of Positions and Salaries/Explanation of Recommended Changes in Personnel.	-	-	-
TOTAL CHANGES APPLICABLE TO VARIOUS PROGRAMS	(1,468,156)	-	

Building Services

This program provides for the operation of City buildings; general building cleaning and relamping; maintenance and repair of buildings; on-site security services and patrol of City facilities; construction services for minor alterations, remodeling and major repair of buildings; negotiation and administration of short term real property leases are required for departments and offices of the City, management of the Los Angeles Mall and leasing of City property not required for current City operations; and parking for City employees and the public on parking lots and structures under the control of the City.

Program Changes	Direct Cost	Positions	Total Cost
Changes in Salaries, Expense, Equipment and Special			
10 . **Apportionment of Changes Applicable to Various Programs** Related costs consist of employee benefits Related Costs: $(21,356)	(863,548)	-	(884,904)
Continuation of Services			
11 . **Office of Public Safety** Continue funding and resolution position authority for 35 positions to provide security services citywide under the jurisdiction of the Office of Public Safety. Various facilities served by these positions include the Civic Center, Augustus F. Hawkins Natural Park, Griffith Observatory and the Valley and Metro police dispatch centers. Related costs consist of employee benefits. *SG $1,733,580* Related Costs: $707,700	1,733,580	-	2,441,280
12 . **Public Works Building Support** Continue funding and resolution position authority for two positions to provide Public Works Building property management support. Related costs consist of employee benefits. *SG $137,604* Related Costs: $50,208	137,604	-	187,812
Increased Services			
13 . **El Pueblo Parking and Custodial Services** Add funding and regular position authority for two custodian positions and as-needed salaries funding to provide parking operations and custodial services support to the El Pueblo Historic Monument. The additional resources will enable the Department to perform these essential services at an optimal level. Related costs consist of employee benefits. *SG $69,816; SOT $1,283; SAN $230,875* Related Costs: $33,024	301,974	2	334,998

Program Changes	Direct Cost	Positions	Total Cost
Changes in Salaries, Expense, Equipment and Special			
Increased Services			
14 . **Emergency Management Expansion** Add funding to the Leasing account for anticipated lease costs, tenant improvements and related expenses associated with the expansion of emergency management operations within the Emergency Management Department. (See Emergency Management Item 6). *EX $369,500*	369,500	-	369,500
Efficiencies to Services			
15 . **Central Library Support** Add regular authority for two Building Operating Engineer positions and regular authority for three positions previously on substitute authority to provide an optimum level of building maintenance services to the Central Library. Full year funding is provided through an interdepartmental account transfer from the Hiring Hall Salaries Account. This transfer will enable the Department to replace existing Hiring Hall craft positions with City staff. *SG $309,420; SHH $(311,920); EX $2,500*	-	5	-
16 . **Leasing Account Reduction** Reduce funding in the Leasing account to reflect various lease terminations projected for 2005-06. Major leases scheduled for termination this year include the Spring Street offices of the Department of Public Works. These offices are now housed in the recently acquired Public Works Building (TransAmerica Broadway Building) located downtown at 1149 South Broadway. *EX $(3,254,529)*	(3,254,529)	-	(3,254,529)
New Services			
17 . **Mandatory Stormwater Mitigation** Add funding and regular position authority for one plumber and one maintenance helper to implement a stormwater basin inspection and maintenance program, as required by the California State Water Resources Control Board Order 01-182. This regulation requires that an inspection and maintenance program be developed for facilities opened and designed after September 2001 that are equipped with a stormwater basin drain system. The Department of General Services program will provide regular inspection and maintenance services to the current inventory of 23 Citywide facilities possessing stormwater systems. Expense and equipment funding is also provided for filter replacement, debris removal and disposal and one utility truck. Related costs consist of employee benefits. *SG $117,216; EX $115,000; EQ $45,000* Related Costs: $45,048	277,216	2	322,264

Program Changes	Direct Cost	Positions	Total Cost
Changes in Salaries, Expense, Equipment and Special			
New Services			
18 . **Water Treatment Plants Security** Add funding and regular position authority for 28 security officer positions to provide an enhanced level of security services at the City's four main wastewater treatment facilities. These services, provided under contract through 2005-06, will be under the jurisdiction of the Department of General Services Office of Public Safety in 2006-07. Funding for office and administrative expenses and supplies ($33,600), 14 - 800 MHz handheld radios ($49,000), and one patrol sedan ($40,000) will be direct funded through the Sewer Construction and Maintenance Fund (SCM). The balance of salaries funding and other expenses will be provided to the Department as a source of funds through the SCM. Related costs consist of employee benefits. *SG $1,301,616; SOT $37,755; SAN $92,000; EX $67,200* Related Costs: $544,584	1,498,571	28	2,043,155
New Facilities			
19 . **New Facilities Maintenance** Add funding and regular position authority to provide building maintenance and custodial services at new animal shelters, fire stations, cultural centers, police facilities and various other buildings scheduled to open during 2006-07. Four custodians and one custodial supervisor position have been added for custodial services. In addition, two air conditioner mechanic positions are funded in the Building Maintenance Division. One accountant position is also funded to provide divisional payroll support. Equipment funding is included for four utility trucks (Building Maintenance) and one cargo van (Custodial Services). This budget funds custodial and building maintenance services for 24 new facilities encompassing over 600,000 square feet of operations and office space. (See Recreation and Parks Item 24.) Related costs consist of employee benefits. *SG $285,197; SOT $1,490; SHH $433,872; SHHFB $183,425; EX $654,347; EQ $210,000* Related Costs: $150,996	1,768,331	8	1,919,327
Transfer of Services			
20 . **Transfer of Parking Lot Sweeping Services** Transfer expense funding from the Department of General Services to the Bureau of Street Services to provide lot sweeping services at 74 open-air parking lots citywide. Previously provided under contract, this transfer will allow City forces to provide this service and will enhance the level of parking lot cleanliness through a more efficient sweeping schedule, while reducing City parking lot stormwater runoff pollution. (See Street Services Item 15). *EX $(224,000)*	(224,000)	-	(224,000)

Program Changes	Direct Cost	Positions	Total Cost
Changes in Salaries, Expense, Equipment and Special			
Transfer of Services			
21 . **Transfer of El Pueblo Refuse Collection** Transfer expense funding from the Custodial Services Division to the Bureau of Sanitation in order for the Bureau to assume this service at the El Pueblo Historic Monument. This action completes a 2005-06 agreement between the Department of General Services and the Bureau to provide this previously contracted service. *EX $(35,000)*	(35,000)	-	(35,000)
Other Changes or Adjustments			
22 . **Custodial Services for Police Department** Transfer custodial services provided at four Los Angeles Police Department stations from contract vendor to City staff. Based upon a recent Joint Labor Management agreement between the Department of General Services and organized labor, these services will now be provided by City staff at the Newton, Hollenbeck, North Hollywood and 77th Street stations. Existing departmental contract funding is transferred to the appropriate salaries and expense accounts to offset the funding of this service provider conversion. Related costs consist of employee benefits. *SG $464,148; SOT $10,000; EX $(474,148)* Related Costs: $217,272	-	13	217,272
23 . **Natural Gas Expense Account** Add funding to the Utilities - Private Companies Expense account to address the increased cost of natural gas. Current year commodity prices for natural gas have risen upwards of 40 percent due to hurricane-related infrastructure disruptions in Gulf Coast production facilities and increased world oil demand growth. In addition, concerns about potential future supply tightness and pressure from high oil market prices are forecasted to keep current and futures prices for natural gas high during 2006-07 (at about $8 to $9 per million cubic feet). Other factors are less certain, such as the frequency and intensity of hurricanes, other extreme weather, and geopolitical instability. This level of funding is intended to offset the potential impact of these occurances. *EX $1,600,000*	1,600,000	-	1,600,000

Program Changes	Direct Cost	Positions	Total Cost
Changes in Salaries, Expense, Equipment and Special			
Other Changes or Adjustments			
24 . **Construction Division Core Staff** Add funding and regular position authority for 17 positions assigned to provide core administrative support to the Construction Services Division. This action represents the first phase of a multi-year effort to convert a total of 125 existing Construction positions that are currently employed under as-needed authorities. The 17 positions provide finance, budgeting, cost reporting, purchasing and accounts payable functions within the Division. By providing regular funding and authority to these positions, the Division will eliminate cash flow problems, simplify the cost accounting process and lower project overhead costs to customer departments. Related costs consist of employee benefits. *SG $1,102,956; SOT $20,000* Related Costs: $409,848	1,122,956	17	1,532,804
25 . **Financing of Parking Operations** Add funding for parking operations provided by GSD on behalf of the Departments of Recreation and Parks, Library and Transportation. GSD currently manages the daily operations of 31 off-street parking facilities for its major client departments. This funding is pursuant to the terms of approved Memorandums of Understanding (MOUs) between each department and will eliminate fiscal year cash flow issues related to payroll and operational expenditures. *SAN $704,500*	704,500	-	704,500
26 . **Alterations and Improvements** Funding is added to the Alterations and Improvements Program (A&I) for public restroom renovations at the Los Angeles Zoo and for various electrical, structural, and air handling system improvements at the Building and Safety Test Lab facility. Project funding is provided through the Zoo Enterprise Trust Fund ($175,000) and the Building and Safety Building Permit Enterprise Fund ($166,000). Total A&I Program funding will increase from the current level of $2.5 million to $2.8 million for 2006-07. A detail of total departmental projects is provided in the Supplemental Schedules to the 2006-07 Proposed Budget. *SOT $3,410; SCP $78,430; SHHFBCP $27,280; SHHCP $136,400; SHHOTCP $10,230; EX $85,250*	341,000	-	341,000
TOTAL BUILDING SERVICES	5,478,155	75	

2005-06 Program Budget	112,062,963	1,038
Changes in Salaries, Expense, Equipment and Special	5,478,155	75
2006-07 PROGRAM BUDGET	117,541,118	1,113

Fleet Services and Operations

This program provides for the repair and maintenance of all vehicles in Council-controlled departments, except Police and Fire Departments, and all City aircraft. The program also contains funds for the replacement of these vehicles.

Program Changes	Direct Cost	Positions	Total Cost
Changes in Salaries, Expense, Equipment and Special			
27 . **Apportionment of Changes Applicable to Various Programs** Related costs consist of employee benefits	(1,280,740)	-	(1,280,740)
Continuation of Services			
28 . **Special Funded Fleet - Bureau of Street Lighting** Continue funding from the Street Lighting Maintenance Assessment Fund for various replacement vehicles for use by the Bureau of Street Lighting. *EQ $691,000*	691,000	-	691,000
29 . **Fleet Services Operations** Continue funding and resolution position authority for 23 positions to provide support to various Fleet Services programs including Department of Water and Power helicopter repair, street resurfacing and sidewalk replacement program support, refuse collection and alternative fuels vehicles maintenance and repair, and fuel site automation support. Related costs consist of employee benefits. *SG $1,488,984* Related Costs: $553,728	1,488,984	-	2,042,712
Increased Services			
30 . **Special Funded Fleet - Bureau of Street Lighting** Add funding from the Street Lighting Maintenance Assessment Fund for the acquisition of three aerial lift trucks for expanded street light maintenance services provided by the Bureau of Street Lighting. *EQ $660,000*	660,000	-	660,000

Program Changes	Direct Cost	Positions	Total Cost
Changes in Salaries, Expense, Equipment and Special			
New Services			
31 . **Spill Systems Testing and Repair Services** Add expense funding to implement the testing and repair of secondary spill containment systems associated with underground fuel storage tanks. These services, required every three years, are mandated under the provisions of a California State Water Resources Control Board regulation (SB 989). Funding is provided for testing by certified contractor ($500,000) with an additional $300,000 added for anticipated repairs. The Department is tasked with the responsibility of ensuring the safe and reliable operation of 296 secondary spill systems citywide. *EX $800,000*	800,000	-	800,000
Transfer of Services			
32 . **Transfer of Petroleum Purchasing** Transfer existing petroleum account funding and regular position authority for two clerical positions from the Fire and Police Departments to the Department of General Services (GSD) in order to centralize the purchasing of fuel products under one agency. This transfer will enable GSD to effectively manage all aspects of citywide fuel procurement, including contract administration, fuel delivery, invoicing and payment, and inventory control. Funding is also provided for office expenses and two workstations. (See Fire Item 14 and Police Item 13). Related costs consist of employee benefits. *SG $79,656; EX $9,835,170; EQ $10,000* Related Costs: $35,520	9,924,826	2	9,960,346
Other Changes or Adjustments			
33 . **Vehicle Acquisition - Transportation** Add funding for inclusion in the 2006-07 MICLA financing program for the acquisition of five fully-equipped sedans for use by the Department of Transportation's (DOT) expanded Stolen Vehicle Recovery Program. The five sedans will be purchased through the Department of General Services Fleet Services Division on behalf of the DOT.	-	-	-
TOTAL FLEET SERVICES AND OPERATIONS	12,284,070	2	

2005-06 Program Budget	81,278,068	553
Changes in Salaries, Expense, Equipment and Special	12,284,070	2
2006-07 PROGRAM BUDGET	93,562,138	555

Support Services to Departments

This program provides printing and duplicating services for City departments; test information and advice to City departments on construction and design materials and services used for City projects, including samples of soil, chemicals, concrete, cement, metals, aggregates, petroleum materials, masonry units, clay and concrete products; mail and messenger services; purchasing, warehousing and distribution of supplies and equipment for budgetary departments, joint purchases with other agencies and sale of supplies and equipment no longer required for City operations; and repair and maintenance of office equipment.

Program Changes	Direct Cost	Positions	Total Cost
Changes in Salaries, Expense, Equipment and Special			
34 . **Apportionment of Changes Applicable to Various Programs** Related costs consist of employee benefits	682,161	-	682,161
Continuation of Services			
35 . **Wastewater Project Testing Support** Continue funding and resolution position authority for five positions to provide wastewater capital project testing support. Related costs consist of employee benefits. *SG $309,204* Related Costs: $116,688	309,204	-	425,892
36 . **Supply Services Division Support** Continue funding and resolution position authority for seven positions to provide the Quality and Process Management team, procurement and Anti-Sweatshop ordinance support services. Related costs consist of employee benefits. *SG $480,000* Related Costs: $175,308	480,000	-	655,308
Other Changes or Adjustments			
37 . **Materials Testing Special Funds** Add funding in the amount of $79,000 from the Building and Safety Building Permit Enterprise Trust Fund to fund one existing materials testing position assigned to the GSD Standards Division. This position provides direct testing services to the Department of Building and Safety and is therefore eligible for special funding. This action will offset the salary cost of this position which was previously funded through the General Fund.	-	-	-
TOTAL SUPPORT SERVICES TO DEPARTMENTS	1,471,365	-	

2005-06 Program Budget	31,823,026	456
Changes in Salaries, Expense, Equipment and Special	1,471,365	-
2006-07 PROGRAM BUDGET	33,294,391	456

General Administration and Support

This program performs management and administrative support functions such as budget, accounting, administrative, systems and personnel support services.

Program Changes	Direct Cost	Positions	Total Cost
Changes in Salaries, Expense, Equipment and Special			
38 . **Apportionment of Changes Applicable to Various Programs** Related costs consist of employee benefits	(6,029)	-	(6,029)
Continuation of Services			
39 . **Administration and Support** Continue funding and resolution position authority for five positions to provide support to various programs and services including Fuel Tax Refund Program, El Pueblo parking revenue, Building Management System technical support, and City Hall facilities support. Related costs consist of employee benefits. *SG $295,404* Related Costs: $113,196	295,404	-	408,600
TOTAL GENERAL ADMINISTRATION AND SUPPORT	289,375	-	

2005-06 Program Budget	6,881,408	73
Changes in Salaries, Expense, Equipment and Special	289,375	-
2006-07 PROGRAM BUDGET	7,170,783	73

INDICATORS OF WORKLOAD

	ACTUAL 2000-01	ACTUAL 2001-02	ACTUAL 2002-03	ACTUAL 2003-04	ACTUAL 2004-05	EST. 2005-06	EST. 2006-07
BUILDING SERVICES PROGRAM							
Custodial Operations:							
Square feet cleaned per custodian	27,630	28,271	29,740	28,649	26,779	26,225	26,244
Buildings cleaned	178	183	183	191	198	201	208
Square feet of buildings cleaned	9,200,730	10,403,844	10,736,060	11,058,451	11,434,505	11,539,024	11,888,582
Buildings contracted	62	69	56	56	56	65	81
Square feet contracted	1,056,931	1,111,931	1,063,836	1,063,836	917,656	1,000,067	1,129,336
Recycling Operations:							
Facilities Serviced	515	570	575	580	600	600	600
Tonnage Collected	1,898	1,865	1,503	1,650	1,637	1,650	1,650
Revenue	$ 31,850	$ 44,282	$ 30,495	$ 30,000	$ 42,494	$ 42,500	42,500
Avoided Disposal Costs	$ 73,371	$ 177,175	$ 142,785	$ 156,750	$ 130,960	$ 132,000	132,000
Building Maintenance and Repair:							
Repair orders requested[1]	47,802	43,746	46,041	47,820	57,088	58,458	60,019
Repair orders completed[1]	40,086	41,062	39,000	44,850	57,920	59,310	60,894
Square feet of buildings	14,809,372	15,146,677	15,146,677	15,626,000	16,000,000	16,100,670	16,530,814
Number of buildings maintained	766	778	778	800	827	835	852
Buildings contracted	5	5	5	2	2	2	-
Square feet contracted	1,029,155	1,029,155	1,029,155	1,029,155	1,029,155	700,000	-
Special Events:							
Special events coordinated	2,080	2,820	3,294	3,300	2,900	3,000	3,105
Security Services:							
Facilities patrolled[2]	745	700	711	975	1,015	1,015	1,500
Fixed posts staffed	55	55	66	80	96	96	125
Transients evicted	4,000	3,500	1,850	5,000	7,250	5,000	8,000
Investigations							
Administrative	1,200	1,280	1,500	4,600	4,950	4,950	5,200
Non-Crime Reports	375	350	500	675	875	875	925
Complaints	10	8	8	30	42	42	50
Crime Reports Taken							
Arrests	500	300	65	500	650	650	700
Crime Reports	125	65	150	175	210	210	250
Loss Reports	15	20	35	180	240	240	350
Construction Projects:							
Construction projects in progress[3]	150	290	300	321	350	355	360
Asset Management:							
Property Management Assignments	5,885	6,475	7,000	7,000	7,000	7,200	7,300
Portfolio Management							
Number of buildings inventory	1,060	1,075	816	819	895	899	915
Number of parcels inventory	7,000	3,000	3,000	2,400	2,400	610	600
Surplus Property							
Properties sold	8	9	17	5	10	11	8
Dollar value	$ 382,000	$ 3,691,000	$ 3,700,000	$ 1,900,000	$ 5,000,000	$ 9,000,000	$ 5,000,000
Tenant Services							
Municipal Facilities Reports prepared	60	60	84	72	72	72	72
Leasing							
Leases prepared	560	580	580	82	85	87	90
Land availability inquiries	3,000	2,400	4,400	4,500	4,500	4,500	4,500
Number of leases executed after full negotiation	125	135	140	85	80	85	85
Value of leases	$ 30,271,073	$ 29,387,674	$ 27,253,683	$ 26,900,000	$ 28,152,440	$ 26,965,592	$ 23,595,483
Utility services investigated	8,000	8,000	8,000	8,000	8,000	10,000	10,800
Real Estate Services							
Appraisals and valuations performed	-	200	200	200	200	350	350
Properties acquired	-	56	55	55	55	60	60
Relocations completed	-	103	100	100	100	200	200
Parking Services:							
Official visitors parked	45,000	48,000	45,000	45,000	113,000	110,000	110,000
Commercial parking revenue	$ 2,140,796	$ 1,598,550	$ 1,899,554	$ 1,700,000	$ 2,066,000	$ 2,000,000	$ 2,000,000

INDICATORS OF WORKLOAD (Continued)

	ACTUAL 2000-01	ACTUAL 2001-02	ACTUAL 2002-03	ACTUAL 2003-04	ACTUAL 2004-05	EST. 2005-06	EST. 2006-07
FLEET SERVICES AND OPERATIONS PROGRAM							
Fleet Services:							
Autos maintained	1,542	1,499	1,511	1,525	1,559	1,560	1,565
Trucks under 10,000# GVWR [4]	1,821	1,856	1,882	1,847	1,848	1,848	1,860
Trucks 10,001-26,000# GVWR [4]	940	934	987	976	987	987	987
Trucks 26,001-33,000# GVWR [4]	407	442	422	400	409	413	417
Trucks over 33,000# GVWR [4]	397	394	437	422	429	433	438
Sweepers	156	164	165	162	159	159	159
Refuse collection vehicles	697	686	710	734	751	725	725
Construction equipment & small sweepers	726	730	735	698	732	1,037	1,037
Trucksters	158	150	158	171	154	333	333
Aircraft	26	27	29	28	28	28	28
Nonvehicular equipment							
Trailers (transport)	567	559	536	487	483	500	500
Trailers with mounted equipment and special purpose	356	356	414	403	412	464	464
Small equip. & auxiliary equipment	796	772	669	655	640	663	659
Aerial equipment & cranes	241	253	254	256	258	261	263
New vehicles processed and inspected	1162	657	1,090	1,040	668	840	840
Salvage vehicles processed	938	777	771	1,056	577	822	822
Equipment due to salvage	93	47	91	91	90	90	90
Exchange/Turned-in equipment	69	65	25	25	9	9	9
Equipment on loan from Salvage	52	11	10	10	17	17	17
Total Projects Completed to P.O.'s [5]	-	238	399	403	290	307	307
Vehicle Miles Driven	-	42,058,274	42,156,002	41,806,778	43,921,598	43,921,598	43,921,598
Equipment Hours Operated	-	373,722	313,000	344,236	489,716	489,716	489,716
Preventive Maintenance (PM) Performed	-	42,865	37,804	38,820	40,007	40,007	40,007
Fuel Services and Environmental Compliance							
Environmental Compliance permits procs'd.	372	423	486	504	625	530	535
Petroleum Products Orders/Receipts Issues	3,315	2,873	2,839	2,864	2,651	2,651	2,651
Petroleum Products Orders/Receipts Sales	$ 8,200,000	$ 14,500,000	$ 13,240,007	$ 13,355,848	$ 19,309,463	$ 25,992,599	$ 28,157,948
SUPPORT SERVICES PROGRAM							
Printing and Duplicating Services:							
Total orders printed	14,300	15,663	13,650	13,787	7,762	8,000	8,500
Total orders printed within schedule	12,870	14,880	12,900	13,029	7,507	7,600	8,000
Rush orders	5,720	4,465	5,110	5,161	3,783	4,000	4,000
Total impressions - Print Shop [6]	155,000,000	164,729,545	148,900,000	150,389,000	151,893,000	144,200,000	32,000,000
Total impressions - Central Duplicating	36,000,000	38,723,083	43,000,000	43,430,000	42,343,946	44,000,000	48,000,000
Value of orders completed	$ 5,865,000	$ 5,750,000	$ 5,482,500	$ 6,854,163	$ 6,257,719	$ 6,500,000	$ 67,200,000
Cost per copy [7]	N/A	N/A	N/A	0.025	0.025	0.025	0.025
On-time delivery [7]	N/A	N/A	N/A	95%	96%	95%	96%
Testing Construction and Design Material:							
Asphalt	62,208	59,037	67,000	54,000	43,200	50,000	55,000
Compaction	8,538	9,117	9,000	9,000	11,466	12,000	15,000
Classification	1,497	1,500	3,012	5,000	3,297	3,750	4,000
Special construction reports	35	35	40	50	19	40	50
Physical (steel, concrete, aggregate)	18,714	22,604	22,000	22,000	19,298	24,000	24,000
Foundation (reports)	100	48	50	60	65	75	80
Foundation (tests)	2250	609	700	700	1,039	1,200	1,300
Special testing (pipe & epoxy)	3,910	4,000	3,910	5,000	9,100	10,000	10,000
Special testing (spark & misc.)	36,000	33,000	35,000	40,000	110,000	50,000	50,000
Special testing (ultrasonic)	900	1,600	1,000	2,000	1,300	1,500	1,500
Pavement evaluation	7,939	11,418	15,480	13,050	12,330	15,000	15,000
Physical Field Sampling (steel, concrete)	12,286	14,517	12,000	14,000	14,342	15,000	15,000
Independent Assurance Tests (IAT)	937	937	850	1,000	1,000	1,500	1,500
Chemical	3,050	2,873	1,727	3,112	2,975	3,000	3,000
Environmental	17,497	22,137	17,138	16,014	21,064	22,500	22,500
Drilling and logging	15,000	17,000	15,500	15,000	17,840	17,500	17,500

INDICATORS OF WORKLOAD (Continued)

	ACTUAL 2000-01	ACTUAL 2001-02	ACTUAL 2002-03	ACTUAL 2003-04	ACTUAL 2004-05	EST. 2005-06	EST. 2006-07
SUPPORT SERVICES PROGRAM (Continued)							
Supply Management System (SMS):							
SMS Queries[8]	243	308	150	308	308	-	-
Help Desk Calls[8]	8,369	8,369	8,000	8,369	8,369	-	-
Supply Chain Process Review (Scorecards)[7]	-	-	-	-	12	12	12
Warehouse Inventory Analysis[8]	158	158	63	63	63	-	-
Purchasing:							
Purchase requisitions processed	3,000	2,190	2,215	2,215	2,407	2,500	2,500
Purchase Orders	2,500	2,190	2,566	2,566	2,400	2,400	2,400
Value of purchases (in dollars)	$ 330,000,000	$ 499,372,679	$ 457,013,834	$ 457,013,834	$ 436,615,296	$ 437,000,000	$ 437,000,000
Number of annual contracts	1,200	989	1,165	1,165	636	636	636
Establish Mega Contracts	1	5	5	5	5	5	5
Contract Replacement Rate	97%	96%	96%	96%	95%	96%	96%
Supply Services:							
Stores Receipts (Council Controlled Depts.)	53,200	36,638	32,531	32,531	32,719	33,000	33,000
Stores Issues (Council Controlled Depts.)	438,000	366,899	394,649	394,649	401,325	402,000	402,000
Total Sales	$ 28,110,000	$ 29,957,023	$ 28,376,034	$ 28,376,034	$ 29,178,074	$ 29,200,000	$ 29,200,000
Specialized Services							
Salvage Sales Bank Deposits Sales	$ 5,000,000	$ 3,818,131	$ 2,270,000	$ 2,270,000	$ 4,710,800	$ 4,710,800	$ 4,710,800
SMS Vouchers Processed	N/A	193,249	188,967	188,967	156,101	156,101	156,101
Help Desk 'Quick Question' Inquiries[7]	N/A	N/A	5,244	4,711	9,382	9,382	9,382
Help Desk Cases Closed[7]	N/A	N/A	N/A	N/A	2,124	2,124	2,124
SMS Discounts Taken[7]	57%	70%	89%	98%	96%	96%	96%
SMS Training Classes[7]	N/A	N/A	256	215	303	303	303
Mail and Messenger Services:							
Pieces of U.S. mail processed	11,197,720	10,280,024	12,778,227	12,778,000	13,052,546	14,500,000	15,750,000
Messenger stops	280,840	289,265	289,265	289,265	289,265	295,000	298,500
Auto messenger stops	138,720	142,882	142,882	142,882	150,026	150,042	150,100
Interoffice mail processed	4,802,980	4,802,980	4,802,980	5,000,000	5,000,000	5,000,100	5,000,500
FLEET SERVICES							
% Availability							
Bureau of Sanitation	-	-	-	-	100	100	-
Bureau of Street Lighting	-	-	-	-	100	100	-
Bureau of Street Services	-	-	-	-	100	100	-
Department of Transportation	-	-	-	-	100	100	-
Preventive Maintenance							
Units completed	-	-	42,865	37,804	38,820	41,439	-
% Completed	-	-	-	-	102	100	-
SUPPLY SERVICES							
Requisition Time (In Days)							
Purchase Orders <$100K - Goal	-	-	-	-	28	28	-
Purchase Orders <$100K - Avg.	-	-	-	-	18	18	-
Purchase Orders >$100K - Goal	-	-	-	-	60	60	-
Purchase Orders >$100K - Avg.	-	-	-	-	30	30	-
Equipment - Goal	-	-	-	-	90	90	-
Equipment - Avg.	-	-	-	-	31	31	-
Special Purchase Orders - Goal	-	-	-	-	10	10	-
Special Purchase Orders - Avg.	-	-	-	-	5	5	-
							-
Discounts Taken %	57	57	70	89	98	90	-

INDICATORS OF WORKLOAD (Continued)

	ACTUAL 2000-01	ACTUAL 2001-02	ACTUAL 2002-03	ACTUAL 2003-04	ACTUAL 2004-05	EST. 2005-06	EST. 2006-07
CUSTODIAL SERVICES							
Sq. Ft. Cleaned	9,200,730	9,200,730	10,403,844	10,736,060	11,058,451	11,296,690	-
Sq. Ft. Cleaned by Custodian	27,630	27,630	28,271	29,740	28,649	28,639	-
PRINTING AND DUPLICATING							
Cost per Copy	-	-	-	-	0.025	0.025	0.000
On-time Delivery %	-	-	-	-	95	95	-

1. Data beginning 2000-01 to date is approximate
2. Facilities patrolled' reflects the number of patrol units deployed annually, not the number of facilities
3. Construction Projects' reflect both Alterations & Improvements (A&I) program and other projects including Seismic, Fire facilities and ADA work
4. Gross Vehicle Weight Rated
5. Purchase Order
6. Reflects revised calculation methodology for 2006-07
7. New indicator for 2004-05
8. Workload Indicator eliminated

HOUSING DEPARTMENT

2006-07 Proposed Budget

FUNDING

	2005-06 Estimated	2005-06 Budget	2006-07 PROPOSED Amount	%Change
Salaries	$ 34,875,000	$ 35,243,463	**$ 37,447,666**	6.3%
Expense	5,889,000	5,389,149	**6,880,541**	27.7%
Equipment	16,000	16,705	**181,533**	986.7%
Special	--	500,000	**500,000**	-- %
TOTAL	**$ 40,780,000**	**$ 41,149,317**	**$ 45,009,740**	9.4%

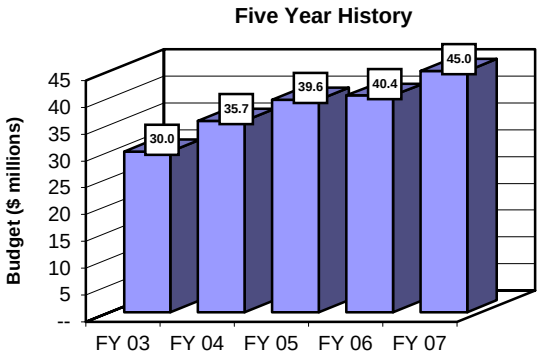

STAFFING

	June 30, 2006 Projected Staffing	2005-06 Adopted Budget	2006-07 PROPOSED Authorized Staffing	%Change
Regular	303	395	**503 ***	27.3%
Resolution	143	163	65	

*Fourteen Commissioner positions are moved from the total regular authority count to a separate category. See Housing Item 61.

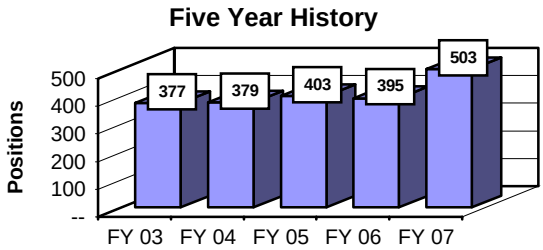

BUDGET HIGHLIGHTS

	Direct Cost	Positions
◆ Code and Rent Information System (Three resolution authorities)	$ 594,560	--
◆ Affordable Housing Trust Fund (16 resolution authorities)	1,120,756	--
◆ Environmental Studies	50,000	--
◆ Rent Stabilization Ordinance Investigations (Nine resolution authorities)	559,520	--
◆ East Los Angeles Regional Office	365,220	1
◆ Assistant Inspector Staff	228,096	6
◆ Rent and Code Hearing Officer (One resolution authority)	127,512	--
◆ Systems Software Maintenance	175,000	--
◆ Contractual Services Adjustments	300,000	--
◆ Custodian of Records (One resolution authority)	68,977	--
◆ Public Information Officer (One resolution authority)	86,461	--
◆ Executive Management (One resolution authority)	160,140	--

Recapitulation of Changes

	Adopted Budget 2005-06	Total Budget Changes	Budget Appropriation 2006-07
EXPENDITURES AND APPROPRIATIONS			
Salaries			
Salaries General	34,991,985	2,174,983	37,166,968
Salaries As-Needed	145,061	29,220	174,281
Overtime General	106,417	-	106,417
Total Salaries	35,243,463	2,204,203	37,447,666
Expense			
Printing and Binding	171,461	-	171,461
Travel	19,361	-	19,361
Contractual Services	1,915,675	1,392,834	3,308,509
Transportation	221,928	(12,240)	209,688
Governmental Meetings	4,194	(4,194)	-
Office and Administrative	807,857	(70,894)	736,963
Operating Supplies	1,050	(1,050)	-
Leasing	2,247,623	186,936	2,434,559
Total Expense	5,389,149	1,491,392	6,880,541
Equipment			
Furniture, Office and Technical Equipment	16,705	164,828	181,533
Total Equipment	16,705	164,828	181,533
Special			
Displaced Tenant Relocation	500,000	-	500,000
Total Special	500,000	-	500,000
Total Housing Department	41,149,317	3,860,423	45,009,740

Recapitulation of Changes

	Adopted Budget 2005-06	Total Budget Changes	Budget Appropriation 2006-07
SOURCES OF FUNDS			
Community Development Trust Fund (Sch. 8)	7,935,238	(207,603)	7,727,635
HOME Invest. Partnerships Program Fund (Sch. 9)	5,236,132	797,108	6,033,240
Rent Stabilization Trust Fund (Sch. 23)	7,264,716	593,833	7,858,549
Housing Opp. for Persons with AIDS (Sch. 41)	264,127	7,863	271,990
Code Enforcement Trust Fund (Sch. 42)	19,595,858	1,471,837	21,067,695
Municipal Housing Finance Fund (Sch. 48)	670,000	-	670,000
Affordable Housing Trust Fund (Sch. 50)	183,246	1,197,385	1,380,631
Total Funds	41,149,317	3,860,423	45,009,740
Percentage Change			9.38%
Positions	395	108	503

Changes Applicable to Various Programs

The following changes involve two or more budgetary programs. These changes are explained below and apportioned as single entries in the affected programs. Single-program changes are shown only in the programs involved.

Program Changes	Direct Cost	Positions	Total Cost
Changes in Salaries, Expense, Equipment and Special			
Obligatory Changes			
1 . **2006-07 Employee Compensation Adjustment** Related costs consist of employee benefits. *SG $707,257* Related Costs: $204,971	707,257	-	912,228
2 . **Salary Step Plan and Turnover Effect** Related costs consist of employee benefits. *SG $(34,980)* Related Costs: $(8,874)	(34,980)	-	(43,854)
3 . **Change in Number of Working Days** One less working day. Related costs consist of employee benefits. *SG $(101,359)* Related Costs: $(25,704)	(101,359)	-	(127,063)
Deletion of One-Time Services			
4 . **Deletion of Funding for Resolution Authorities** Delete funding for 162 resolution authority positions. Due to the City's current financial constraints, only critical positions will be continued. Related costs consist of employee benefits. Continued: Code and Rent Information System (Three positions) - See Item 20. Housing Development Construction Estimator (One position) - See Item 23. Affordable Housing Trust Fund Manager (One position) - See Item 24. Housing Development Staff (Eight positions) - See Item 25. Loan Information Management System (Two positions) - See Item 26. Construction and Technical Services Accounting (One position) - See Item 27. Affordable Housing Preservation Coordinator (One position) - See Item 28. Housing Development Central (One position) - See Item 29. Los Angeles Homeless Services Authority (One position) - See Item 30. Asset Control Area Program Staff (Six positions) - See Item 31. Rent Stabilization Ordinance Investigations (Nine positions) - See Item 38. Inspections of HOME Funded Properties (Four positions) - See Item 46. Administration and Policy (Six positions) - See Item 54. Information Technology Projects (One position) - See Item 55. *SG $(9,275,855)* Related Costs: $(2,352,357)	(9,275,855)	-	(11,628,212)

Program Changes	Direct Cost	Positions	Total Cost
Changes in Salaries, Expense, Equipment and Special			
Deletion of One-Time Services			
5 . **Deletion of One-Time Expense Funding** One-time funding for 2005-06 expense items is deleted. *EX $(202,725)*	(202,725)	-	(202,725)
6 . **Deletion of 2005-06 Equipment** One-time funding for 2005-06 equipment purchases is deleted. *EQ $(16,705)*	(16,705)	-	(16,705)
Continuation of Services			
7 . **South Regional Office Staff** Continue funding and add regular position authority for four positions that have been on resolution authority for the past two years. These four positions provide administrative support for the South Los Angeles Regional Office located at 690 Knox Street and also provide administrative oversight of the San Pedro Satellite Office located at 638 South Beacon Street. Funding is provided from the Rent Stabilization and Code Enforcement Trust Funds. Related costs consist of employee benefits. *SG $243,588* Related Costs: $92,412	243,588	4	336,000
8 . **Billings and Collections Staff** Continue funding and add regular position authority for four positions that have been on resolution authority for the past one year. These four positions provide billing and collections support for Rent Stabilization and Code Enforcement fees and related charges. Funding is provided from the Rent Stabilization and Code Enforcement Trust Funds. Related costs consist of employee benefits. *SG $154,176* Related Costs: $69,744	154,176	4	223,920
9 . **Customer Information Center Staff** Continue funding and add regular position authority for seven positions that have been on resolution authority for the past year. These seven positions provide public counter and hotline assistance for Rent Stabilization and Code Enforcement activities. Funding is provided from the Rent Stabilization and Code Enforcement Trust Funds. Related costs consist of employee benefits. *SG $269,808* Related Costs: $122,052	269,808	7	391,860
10 . **Compliance and Receivership Staff** Continue funding and add regular position authority for five positions that have been on resolution authority for the past two years. These five positions provide management and support for the Compliance Division. Funding is provided from the Rent Stabilization and Code Enforcement Trust Funds. Related costs consist of employee benefits. *SG $377,880* Related Costs: $134,112	377,880	5	511,992

Program Changes	Direct Cost	Positions	Total Cost
Changes in Salaries, Expense, Equipment and Special			
Continuation of Services			
11 . **Rent and Code Systems Staff** Continue funding and add regular position authority for two positions that have been on resolution authority for the past five years. These two positions work on the consolidation of the Rent Stabilization Ordinance System, Housing Inspection Program and Habitability Resolution Section databases into a single property database. Funding is provided from the Rent Stabilization and Code Enforcement Trust Funds. Related costs consist of employee benefits. *SG $174,648* Related Costs: $59,604	174,648	2	234,252
12 . **Valley Office Staff** Continue funding and add regular position authority for seven positions that have been on resolution authority for the past four years. These seven positions manage and support the Valley Office and provide services at the public counter, including providing information and referrals, accepting complaints, accepting payments of fees, accepting and assisting with document filings and providing certified copies of documents. Funding is provided from the Rent Stabilization and Code Enforcement Trust Funds. Related costs consist of employee benefits. *SG $425,472* Related Costs: $161,508	425,472	7	586,980
13 . **Regional Office Staff** Continue funding and add regular position authority for four positions that have been on resolution authority for the past three years. These four positions provide administrative support of two regional offices serving the Central/East and West areas of the City. Funding is provided from the Rent Stabilization and Code Enforcement Trust Funds. Related costs consist of employee benefits. *SG $210,048* Related Costs: $83,892	210,048	4	293,940
14 . **Public Information Services Staff** Continue funding and add regular position authority for seven positions that have been on resolution authority for the past three years. These seven positions manage telephone and public counter inquiries. Specific duties include disseminating informational materials, providing referrals for assistance from other agencies and assisting with registration of rental units and collection of fees. Funding is provided from the Rent Stabilization Trust Fund and the Code Enforcement Trust Fund. Related costs consist of employee benefits. *SG $281,460* Related Costs: $125,004	281,460	7	406,464

Program Changes	Direct Cost	Positions	Total Cost
Changes in Salaries, Expense, Equipment and Special			
Continuation of Services			
15 . **San Pedro Satellite Office Staff** Continue funding and add regular position authority for three positions that have been on resolution authority for the past three years. These three positions staff a satellite office located at 638 South Beacon Street. Funding is provided from the Rent Stabilization and Code Enforcement Trust Funds. Related costs consist of employee benefits. *SG $152,976* Related Costs: $61,776	152,976	3	214,752
16 . **Case Analysis Enhancement Staff** Continue funding and add regular position authority for two positions that have been on resolution authority for the past three years. These two positions are tasked with reviewing rent increase and permanent exemption applications submitted by landlords for properties that are subject to the Rent Stabilization Ordinance. Funding is provided from the Rent Stabilization Trust Fund. Related costs consist of employee benefits. *SG $128,472* Related Costs: $47,904	128,472	2	176,376
17 . **Lincoln Heights Satellite Office Staff** Continue funding and add regular position authority for one Clerk Typist position that has been on resolution authority for the past three years. This position staffs a satellite office in Lincoln Heights. Funding is provided from the Rent Stabilization and Code Enforcement Trust Funds. Related costs consist of employee benefits. *SG $38,544* Related Costs: $17,436	38,544	1	55,980
18 . **Systematic Code Enforcement Support Staff** Continue funding and add regular position authority for 16 positions that have been on resolution authority for the past three years. These 16 positions work to improve inspection response time and perform administrative tasks. Specific duties include inspections, research, billing, file preparation, training, emergency response and other support functions. Funding is provided from the Code Enforcement Trust Fund. Related costs consist of employee benefits. *SG $931,452* Related Costs: $358,764	931,452	16	1,290,216
19 . **Rent and Code Outreach Staff** Continue funding and add regular position authority for two positions that have been on resolution authority for the past one year. These two positions provide outreach support of Rent Stabilization and Code Enforcement programs. Funding is provided from the Rent Stabilization and Code Enforcement Trust Funds. Related costs consist of employee benefits. *SG $128,472* Related Costs: $47,904	128,472	2	176,376

Program Changes	Direct Cost	Positions	Total Cost
Changes in Salaries, Expense, Equipment and Special			
Increased Services			
20 . **Code and Rent Information System** Add funding and resolution position authority for two Systems Aides and one Senior Housing Inspector for the Code and Rent Information System (CRIS) integration to coordinate systems support and maintenance to regional offices and to assist in testing modules and recommending enhancements to improve the efficiency of housing inspectors in the field. Funding is also provided for various CRIS-related hardware, software and equipment for the Rent Stabilization and Code Enforcement Divisions. Additional funding is provided to replace the existing handheld inspection system to increase efficiency, effectiveness and management of the inspection process. Funding for contract programmers is also continued to complete the development phase of the CRIS integration. Funding is provided from the Rent Stabilization and Code Enforcement Trust Funds. Related costs consist of employee benefits. *SG $186,420; EX $235,396; EQ $172,744* Related Costs: $70,260	594,560	-	664,820
New Services			
21 . **Systems As-Needed Staff** Add funding for two as-needed Student Professional Workers to assist in various systems related activities including staffing the Helpdesk, providing user support and inventory control. Funding is provided from the Community Development Block Grant, the HOME Investment Partnerships Program and the Rent Stabilization and Code Enforcement Trust Funds. Related costs consist of employee benefits. *SAN $29,220*	29,220	-	29,220
TOTAL CHANGES APPLICABLE TO VARIOUS PROGRAMS	(4,783,591)	64	

Housing

This program operates housing rehabilitation programs, and coordinates housing production and rehabilitation activities carried out by various City agencies and departments. The emphasis of this program is focused on increasing the quality and quantity of the City's housing stock.

Program Changes	Direct Cost	Positions	Total Cost
Changes in Salaries, Expense, Equipment and Special			
22 . **Apportionment of Changes Applicable to Various Programs** Related costs consist of employee benefits Related Costs: $(303,227)	(1,211,133)	-	(1,514,360)
Continuation of Services			
23 . **Housing Development Construction Estimator** Continue funding and resolution position authority for one Construction Estimator to provide cost estimates for new construction and rehabilitation housing projects. Funding is provided from the Community Development Block Grant and the HOME Investment Partnerships Program Fund. Related costs consist of employee benefits. *SG $74,112* Related Costs: $26,448	74,112	-	100,560
24 . **Affordable Housing Trust Fund Manager** Continue funding and resolution position authority for one Senior Management Analyst II for management of the Affordable Housing Trust Fund. A request to reallocate this Senior Management Analyst II position to a Community Housing Programs Manager is pending Personnel Department approval. Funding is provided from the Affordable Housing Trust Fund. Related costs consist of employee benefits. *SG $108,168* Related Costs: $35,088	108,168	-	143,256
25 . **Housing Development Staff** Continue funding and resolution position authority for eight positions, including three Rehabilitation Construction Specialist Is, one Finance Development Officer I, one Management Assistant, two Accountant IIs and one Materials Testing Technician I to support housing development activities. Funding is provided from the HOME Investment Partnerships Program Fund. *SG $522,480* Related Costs: $193,752	522,480	-	716,232

Program Changes	Direct Cost	Positions	Total Cost
Changes in Salaries, Expense, Equipment and Special			
Continuation of Services			
26 . **Loan Information Management System** Continue funding and resolution position authority for two Systems Analyst IIs for on-going systems support of the Loan Information Management System. Funding is provided from the Community Development Block Grant and the HOME Investment Partnerships Program funds. Related costs consist of employee benefits. *SG $149,256* Related Costs: $53,160	149,256	-	202,416
27 . **Construction and Technical Services Accounting** Continue funding and resolution position authority for one Accounting Clerk I for the processing of contracts for various technical and construction management services. Funding is provided from the Community Development Block Grant and HOME Investment Partnerships Program funds. Related costs consist of employee benefits. *SG $47,808* Related Costs: $19,776	47,808	-	67,584
28 . **Affordable Housing Preservation Coordinator** Continue funding and resolution position authority for one Housing Planning and Economic Analyst for oversight of the City's Affordable Housing Preservation programs. Funding is provided from the Affordable Housing Trust Fund. Related costs consist of employee benefits. *SG $74,652* Related Costs: $26,592	74,652	-	101,244
29 . **Housing Development Central** Continue funding and resolution position authority for one Real Estate Officer II for the Housing Development Central unit. Two positions (one City Planner and one City Planning Associate) in the City Planning Department are also provided (See Planning Item 10). Funding is provided from the Community Development Block Grant and the HOME Investment Partnerships Program funds. Related costs consist of employee benefits. *SG $80,268* Related Costs: $28,008	80,268	-	108,276
30 . **Los Angeles Homeless Services Authority** Continue funding and resolution position authority for one Management Analyst II for Los Angeles Homeless Services Authority contract monitoring. Funding is provided from the Community Development Block Grant. Related costs consist of employee benefits. *SG $71,772* Related Costs: $25,860	71,772	-	97,632

Program Changes	Direct Cost	Positions	Total Cost
Changes in Salaries, Expense, Equipment and Special			
Continuation of Services			
31 . **Asset Control Area Program Staff** Continue funding and resolution position authority for six positions, including one Finance Development Officer II, one Finance Development Officer I, two Management Analyst Is and two Management Assistants to administer the Asset Control Area Program. This program is a collaborative effort between the City and the Enterprise Foundation to acquire, rehabilitate and sell to low and moderate income home buyers properties that have been foreclosed by the U.S. Department of Housing and Urban Development. Funding is provided from the HOME Investment Partnerships Program funds. Related costs consist of employee benefits. *SG $406,140* Related Costs: $148,944	406,140	-	555,084
New Services			
32 . **Affordable Housing Trust Fund** Add funding and resolution position authority for 16 positions to implement the Permanent Supportive Housing Initiative and other affordable housing programs. Funding is provided from the Affordable Housing Trust Fund. One Deputy City Attorney position is added to the City Attorney budget (See City Attorney Item 35). Related costs consist of employee benefits. *SG $1,044,900; EX $75,856* Related Costs: $387,468	1,120,756	-	1,508,224
TOTAL HOUSING	1,444,279	-	

2005-06 Program Budget	10,683,663	131
Changes in Salaries, Expense, Equipment and Special	1,444,279	-
2006-07 PROGRAM BUDGET	12,127,942	131

Rent Stabilization

This program administers the Rent Stabilization Ordinance by registering and collecting fees from nearly 65,000 landlords who own approximately 450,000 rental units, providing an appeals procedure to a seven-member Rent Adjustment Commission, providing information to the public, enforcing provisions of the ordinance, and assisting the City Attorney in criminal prosecutions of landlords.

Program Changes	Direct Cost	Positions	Total Cost
Changes in Salaries, Expense, Equipment and Special			
33 . **Apportionment of Changes Applicable to Various Programs** Related costs consist of employee benefits Related Costs: $207,338	(499,670)	42	(292,332)
Continuation of Services			
34 . **Re-rental Compliance Monitoring Staff** Continue funding and add regular position authority for one Management Analyst I position that has been on resolution authority for the past four years. This position monitors landlords for compliance with the re-rental provisions of the Rent Stabilization Ordinance (RSO). The RSO requires landlords to obtain a re-rental certificate prior to returning units to the rental market after a major rehabilitation. Funding is provided from the Rent Stabilization Trust Fund. Related costs consist of employee benefits. *SG $64,236* Related Costs: $23,952	64,236	1	88,188
35 . **Rent Adjustment Support Staff** Continue funding and add regular position authority for one Management Analyst I position that has been on resolution authority for the past two years. This position supports Rent Adjustment operations including reviewing proposed rent increases and permanent exemption applications and assisting in the rent adjustment hearing process. Funding is provided from the Rent Stabilization and Code Enforcement Trust Funds. Related costs consist of employee benefits. *SG $60,852* Related Costs: $23,088	60,852	1	83,940
Efficiencies to Services			
36 . **Billings and Collections Staff** Add regular position authority for one Accountant II and one Accounting Clerk II to monitor accounts receivables and implement accounting procedures to reduce delinquent billings and improve the revenue collection process. Delete regular position authority for one Principal Clerk and one Accounting Clerk I to offset the new positions. Funding is provided from the Rent Stabilization and Code Enforcement Trust Funds.	-	-	-

Program Changes	Direct Cost	Positions	Total Cost
Changes in Salaries, Expense, Equipment and Special			
New Services			
37 . **Environmental Studies** Add funding for technical consultants to conduct environmental reviews of proposed City ordinances related to rent stabilization. In conformance with the California Environmental Quality Act, the City must conduct environmental reviews whenever there is a possibility that a proposed ordinance will have either a direct or indirect effect on the physical environment, which includes changes in the housing supply and the displacement of tenants. Funding is provided from the Rent Stabilization Trust Fund. *EX $50,000*	50,000	-	50,000
Other Changes or Adjustments			
38 . **Rent Stabilization Ordinance Investigations** Add six months contractual services funding for temporary paralegal services needed by the Rent and Code Enforcement Divisions to support the filing of criminal cases for Code Enforcement operations and for servicing complaints related to violations of the Rent Stabilization Ordinance. Funding is made available from nine vacant resolution authority positions in the Rent Stabilization Division. Funding is provided from the Rent Stabilization Trust Fund. Related costs consist of employee benefits. *EX $559,520*	559,520	-	559,520
TOTAL RENT STABILIZATION	234,938	44	

2005-06 Program Budget	7,108,067	45
Changes in Salaries, Expense, Equipment and Special	234,938	44
2006-07 PROGRAM BUDGET	7,343,005	89

Code Enforcement

This program provides routine, periodic inspections of all multifamily rental properties in the City for basic code enforcement and habitability. This program is supported by a fee assessed to owners of all residential complexes consisting of two or more units.

Program Changes	Direct Cost	Positions	Total Cost
Changes in Salaries, Expense, Equipment and Special			
39 . **Apportionment of Changes Applicable to Various Programs** Related costs consist of employee benefits Related Costs: $(509,390)	(2,257,459)	15	(2,766,849)
Continuation of Services			
40 . **Multifamily Housing Emergency Services** Continue funding and add regular position authority for five positions that have been on resolution authority for the past two years. These five positions provide management direction and support to the Urgent Repair Program and Tenant Inspection Relocation Programs. These programs provide expedited inspections and tenant relocation assistance when multifamily properties are vacated as a result of severe code violations or catastrophic emergencies such as flooding or fires. Funding is provided from the Code Enforcement Trust Fund. Related costs consist of employee benefits. *SG $335,520* Related Costs: $123,360	335,520	5	458,880
41 . **Systematic Code Enforcement Administration** Continue funding and add regular position authority for two positions that have been on resolution authority for the past five years. These two positions provide management and oversight of Systematic Code Enforcement Program inspection and administrative staff. Funding is provided from the Code Enforcement Trust Fund. Related costs consist of employee benefits. *SG $183,756* Related Costs: $61,908	183,756	2	245,664
42 . **Systematic Code Enforcement Enhancement** Continue funding and add regular position authority for 22 positions that have been on resolution authority for the past five years. These 22 positions enable Systematic Code Enforcement Program inspections of 250,000 annually with a goal to inspect each unit at least once every three years. Funding is provided from the Code Enforcement Trust Fund. Related costs consist of employee benefits. *SG $992,784* Related Costs: $420,204	992,784	22	1,412,988

Program Changes	Direct Cost	Positions	Total Cost
Changes in Salaries, Expense, Equipment and Special			
Continuation of Services			
43 . **Residential Hotel Inspections Staff** Continue funding and add regular position authority for five positions that have been on resolution authority for the past two years. These five positions provide Residential Hotel inspections and support. Funding is provided from the Code Enforcement Trust Fund. Related costs consist of employee benefits. *SG $311,760* Related Costs: $117,336	311,760	5	429,096
44 . **Specialized Enforcement Staff** Continue funding and add regular position authority for five positions that have been on resolution authority for the past two years. These five positions implement the Specialized Enforcement Program. The program is focused on the citation and removal of hazardous or unsafe materials and objects in connection with Systematic Code Enforcement Program multifamily inspections. Activities include abandoned vehicle abatement, parking enforcement and coordination with the Fire Department Hazardous Refuse Abatement Unit. Funding is provided from the Code Enforcement Trust Fund. Related costs consist of employee benefits. *SG $347,484* Related Costs: $126,396	347,484	5	473,880
45 . **Inter-Agency Housing Task Force** Continue funding and add regular position authority for six positions that have been on resolution authority for the past two years. These six positions address code enforcement at larger multifamily properties through an Inter-Agency Housing Task Force. Funding is provided from the Code Enforcement Trust Fund. Related costs consist of employee benefits. *SG $461,988* Related Costs: $163,092	461,988	6	625,080
46 . **Inspections of HOME Funded Properties** Continue funding and resolution position authority for four positions to inspect single-family and multifamily properties that received funding from the HOME Investment Partnership Program fund for financing, acquistion, rehabilitation or construction financing. Funding is provided from the HOME Investment Partnerships Program funds. Related costs consist of employee benefits. *SG $263,040* Related Costs: $97,320	263,040	-	360,360

Program Changes	Direct Cost	Positions	Total Cost
Changes in Salaries, Expense, Equipment and Special			
Increased Services			
47 . **East Los Angeles Regional Office** Add funding and regular position authority for one Principal Inspector and one Senior Clerk Typist and delete regular position authority for one Clerk Typist to staff the East Regional Office, located at 2215 North Broadway in Lincoln Heights, scheduled to open in 2006-07. Funding is also provided for lease costs of the building. Funding is provided from the Rent Stabilization and Code Enforcement Trust Funds. Related costs consist of employee benefits. *SG $109,200; EX $248,516; EQ $7,504* Related Costs: $35,352	365,220	1	400,572
48 . **Assistant Inspector Staff** Add funding and regular position authority for six Assistant Inspector IVs to perform inspections under the Assistant Inspector Training Program. Funding is provided from the Code Enforcement Trust Fund. *SG $228,096* Related Costs: $103,752	228,096	6	331,848
New Services			
49 . **Emergency Management Services** Add funding and regular position authority for one Senior Housing Inspector for implementing the Department's emergency preparedness and response activities. Funding is provided from the Code Enforcement Trust Fund. Related costs consist of employee benefits. *SG $84,444; EX $11,632* Related Costs: $29,076	96,076	1	125,152
TOTAL CODE ENFORCEMENT	1,328,265	68	

2005-06 Program Budget	14,903,045	121
Changes in Salaries, Expense, Equipment and Special	1,328,265	68
2006-07 PROGRAM BUDGET	16,231,310	189

Compliance Program

Program Changes	Direct Cost	Positions	Total Cost
Changes in Salaries, Expense, Equipment and Special			
50 . **Apportionment of Changes Applicable to Various Programs** Related costs consist of employee benefits Related Costs: $11,594	(182,062)	7	(170,468)
Continuation of Services			
51 . **High Risk Property Compliance Staff** Continue funding and add regular position authority for three positions that have been on resolution authority for the past two years. These three positions enable research and pro-active monitoring of high risk properties that become subject to the Rent Stabilization Ordinance, including properties with expiring affordability restrictions from federally subsidized programs, units returning to the rental market after a no-fault eviction, Cedillo-type vacations or units emerging from the Rent Escrow Account Program. Funding is provided from the Rent Stabilization Trust Fund. Related costs consist of employee benefits. *SG $167,016* Related Costs: $65,340	167,016	3	232,356
Efficiencies to Services			
52 . **Rent and Code Hearing Officer** Add funding and resolution position authority for one Prinicpal Inspector to conduct Systematic Code Enforcement Program and Rent Escrow Account Program hearings. The Department is working with the Personnel Department and the City Administrative Officer to establish a Hearing Officer classification. If approved, that classification will assume the responsibilities of the Principal Inspector. Funding is also provided for contract hearing officers to conduct Rent Stabilization Ordinance hearings. Funding is provided from Rent Stabilization and Code Enforcement Trust Funds. Related costs consist of employee benefits. *SG $97,512; EX $30,000* Related Costs: $32,388	127,512	-	159,900
TOTAL COMPLIANCE PROGRAM	112,466	10	

2005-06 Program Budget	2,585,320	29
Changes in Salaries, Expense, Equipment and Special	112,466	10
2006-07 PROGRAM BUDGET	2,697,786	39

General Administration and Support

This program provides direction and control for the Los Angeles Housing Department and includes clerical services, budgeting and accounting functions.

Program Changes	Direct Cost	Positions	Total Cost
Changes in Salaries, Expense, Equipment and Special			
53 . **Apportionment of Changes Applicable to Various Programs** Related costs consist of employee benefits Related Costs: $(135,907)	(633,267)	-	(769,174)
Continuation of Services			
54 . **Administration and Policy** Continue funding and resolution position authority for one Assistant General Manager, one Executive Administrative Assistant II, one Senior Systems Analyst I, one Systems Aide, one Personnel Analyst I and one Accountant I to provide executive oversight of administrative functions including Budget and Management Services, Personnel, Systems, Accounting and Policy and Planning. Funding is provided from the Community Development Block Grant, HOME Investment Partnerships Program, Rent Stabilization Trust Fund and Code Enforcement Trust Fund. Related costs consist of employee benefits. *SG $454,380* Related Costs: $161,172	454,380	-	615,552
55 . **Information Technology Projects** Continue funding and resolution position authority for one Director of Systems for management and support of three short-term information technology projects. Funding is provided from the Community Development Block Grant, the HOME Investment Partnerships Program, the Rent Stabilization Trust Fund and the Code Enforcement Trust Fund. Related costs consist of employee benefits. *SG $128,784* Related Costs: $40,320	128,784	-	169,104
Increased Services			
56 . **Systems Software Maintenance** Add funding for software maintenance and support for the Loan Management Information System. Funding is provided from the HOME Investment Partnerships Program funds. *EX $175,000*	175,000	-	175,000

Program Changes	Direct Cost	Positions	Total Cost
Changes in Salaries, Expense, Equipment and Special			
Increased Services			
57 . **Contractual Services Adjustments** Add funding for various contractual services, including security services for field offices, housing studies, online property information and to cover increased costs for photocopiers and messenger services. Funding is provided from the Community Development Block Grant, the HOME Investment Partnerships Program and the Rent Stabilization and Code Enforcement Trust Funds. *EX $300,000*	300,000	-	300,000
New Services			
58 . **Custodian of Records** Add funding and resolution position authority for one Management Analyst I to manage the Department's response to subpoenas, California Public Records Act requests and to provide assistance to the City Attorney when records are required for lawsuits and claims for damages. Funding is provided from the Community Development Block Grant, the HOME Investment Partnerships Program and the Rent Stabilization and Code Enforcement Trust Funds. Related costs consist of employee benefits. *SG $64,236; EX $4,741* Related Costs: $23,952	68,977	-	92,929
59 . **Public Information Officer** Add funding and resolution position authority for one Public Information Director I to coordinate information requests from elected officials, the media and the public on Department services, programs and activities. Funding is provided from the Community Development Block Grant, the HOME Investment Partnerships Program and the Rent Stabilization and Code Enforcement Trust Funds. Related costs consist of employee benefits. *SG $81,720; EX $3,456; EQ $1,285* Related Costs: $28,380	86,461	-	114,841
60 . **Executive Management** Add funding and resolution position authority for one Assistant General Manager to provide executive oversight of program and administrative functions including Housing Development, Regulatory Code and Compliance and Administration. Funding is available by discontinuing three vacant resolution authority positions in the Administration, Major Projects and Compliance Divisions. Funding is provided from the Community Development Block Grant, HOME Investment Partnerships Program, Rent Stabilization and Code Enforcement Trust Funds. Related costs consist of employee benefits. *SG $160,140* Related Costs: $48,264	160,140	-	208,404

Program Changes	Direct Cost	Positions	Total Cost
Changes in Salaries, Expense, Equipment and Special			
Other Changes or Adjustments			
61 . **Creation of Commissioner Positions Category** Beginning in 2006-07, a new position category will be created for all part-time commissioners that is separate from the department's regular position authorities. This action will reduce the department's total regular count by the corresponding number of commissioners placed into the new category.	-	(14)	-
TOTAL GENERAL ADMINISTRATION AND SUPPORT	740,475	(14)	

2005-06 Program Budget	5,869,222	69
Changes in Salaries, Expense, Equipment and Special	740,475	(14)
2006-07 PROGRAM BUDGET	6,609,697	55

INDICATORS OF WORKLOAD*

	ACTUAL 2000-01	ACTUAL 2001-02	ACTUAL 2002-03	ACTUAL 2003-04	ACTUAL 2004-05	EST. 2005-06	EST. 2006-07
RESIDENTIAL UNITS PRESERVED BY							
Housing Rehabilitation Program Units**	-	313	267	350	356	310	233
Handyworker Units	-	1,681	1,679	1,634	1,560	1,430	1,430
HOMEOWNERSHIP PROGRAMS							
Units Financed - GAP	-	49	160	250	90	125	150
Units Financed - MRB	-	108	17	90	90	120	95
Asset Control Area (ACA) Units	-	2	105	219	20	28	45
HOUSING PRODUCTION							
Units Financed - GAP	-	817	947	722	800	865	1,000
Units Financed - MRB	-	1,426	495	750	1,650	750	1,200
Lead Grant Program Units	-	54	180	146	146	100	117
HOPWA PROGRAM							
Supportive Services Clients Served	-	-	-	15,601	14,297	12,462	12,462
Rental Assistance Clients Served	-	-	-	2,929	2,515	2,542	2,542
FAIR HOUSING PROGRAM							
Inquiries	-	-	-	653	811	600	600
Investigations	-	-	-	510	593	480	480
Training Sessions	-	-	-	245	181	68	68
COMPLIANCE MONITORING							
Affordable units monitored	14,376	15,000	9,000	15,000	15,000	17,000	20,630
CODE ENFORCEMENT PROGRAM							
Periodic Inspections (Units)	82,607	136,178	146,985	150,000	153,000	180,000	180,000
Complaint Serviced	13,273	14,579	13,232	14,358	13,100	14,000	14,000
Urgent Repair Referrals	-	314	550	500	600	650	650
City Attorney Criminal Referrals	63	235	339	245	250	250	250
RENT PROGRAM							
Rent Adjustments Processed	468	517	517	563	510	550	550
Rental Units Registered	538,000	554,000	554,000	565,000	600,000	600,000	600,000
Landlord Declarations of Evictions	990	1,135	1,136	1,575	1,700	1,700	1,950
Tenant Complaints Processed	5,378	5,633	6,155	8,000	8,000	8,000	8,000
REAP Referrals Processed	-	1,295	1,147	1,163	1,200	1,200	1,200
PUBLIC INQUIRIES							
Telephone	235,000	222,338	61,838	124,466	133,000	135,000	140,000
Public Counter	24,000	35,360	35,360	50,463	55,000	55,000	55,000
Correspondence prepared	25,000	33,188	32,838	21,511	22,000	30,000	30,000

* Data collection in previous years was broadly defined. In those columns where no data is available, a dash symbol (--) has been placed to reflect missing information.

** Programs formerly called "Neighborhood Preservation Program"

INDICATORS OF WORKLOAD (Continued)

	ACTUAL 2000-01	ACTUAL 2001-02	ACTUAL 2002-03	ACTUAL 2003-04	ACTUAL 2004-05	EST. 2005-06	EST. 2006-07
CODE ENFORCEMENT DIVISION							
SCEP Inspections - Annual Goals							
Total number of SCEP Inspections (per Unit)	-	-	154,118	140,000	175,000	180,000	180,000
Percentage of SCEP Inspections	-	-	N/A	100%	100%	100%	100%
SCEP Inspections Completed within 120 days							
Inspections Completed	-	-	N/A	16,454	21,000	22,000	22,000
Compliance within 120 days	-	-	N/A	13,492	17,850	19,360	19,360
Percentage of Compliance within 120 days	-	-	N/A	82%	85%	88%	88%
Complaint Responses							
Total number of Complaints Received	-	-	13,266	10,000	13,100	13,000	13,250
Number of Complaint Responses within 72 hours	-	-	N/A	7,900	11,100	11,310	11,310
Percentage of Complaint Responses within 72 hours	-	-	N/A	79%	85%	85%	85%
Complaints Resolved							
Total Number of Complaint Inspections	-	-	N/A	10,000	13,100	14,000	14,000
Number of Complaints resolved within 120 days	-	-	N/A	8,000	11,100	12,180	12,180
Percentage resolved within 120 days	-	-	N/A	80%	85%	87%	
Enforcement Action - Number initiated							
Number of Enforcement actions initiated	-	-	N/A	2,468	3,085	3,200	3,200
Number of Enforcement actions initiated within 7 days	-	-	N/A	2,320	2,931	3,072	3,072
Percentage of Enforcement action initiated within 7 days	-	-	N/A	94%	95%	96%	96%
RENT STABILIZATION DIVISION							
Customer Service Call Center							
Total number of telephone calls handled	-	-	-	110,000	133,000	135,000	135,000
Number of telephone calls answered in 15 minutes	-	-	-	104,500	126,350	133,650	133,650
Percentage of telephone calls answered in 15 minutes	-	-	-	95%	95%	99%	99%
Customer Service Call Center - Wait Time							
Average hold time	-	-	-	3:56	2:39	3:30	3:30
Number of calls abandoned	-	-	-	17,600	21,280	21,600	21,600
Percentage of calls abandoned	-	-	-	16%	16%	16%	16%
Complaint Investigations							
Total Number of Complaint Investigations - 72 hours	-	-	-	7,500	7,500	8,200	8,200
Number of investigations initiated in 72 hours	-	-	-	7,125	7,400	8,036	8,036
Percentage of investigations initiated in 72 hours	-	-	-	95%	99%	98%	98%
Total number of complaint investigation - 120 days			-	8,000	8,000	8,700	8,700
Number of investigations closed within 120 days	-	-	-	6,400	7,100	6,960	7,000
Percentage of investigations closed within 120 days	-	-	-	80%	88%	80%	80%
Rent Adjustments							
Total Number of Rent Adjustments accepted	-	-	-	210	510	500	550
Number of Rent Adjustments closed within Statutory Limits	-	-	-	145	360	425	470
Percentage of Rent Adjustments closed within Statutory Limits	-	-	-	69%	71%	85%	85%
Affordable Housing Trust Fund							
Avg No. of Units by Quarter	-	-	-	180	200	216	250
Soft Second Homeownership Loans							
Loan Reservations Issued	-	-	-	334	165	180	300
% Resulting in Approved Loans*	-	-	-	13%	8%	20%	20%
Loans Closed							
Number of Homeownership Loans Closed	-	-	-	42	14	125	150
% Closed within 30 Days	-	-	-	75%	75%	75%	75%

*This number is not within the Housing Department's control: it depends on the availability of for-sale housing stock at the right price points.

HUMAN RELATIONS COMMISSION

2006-07 Proposed Budget

FUNDING

	2005-06 Estimated	2005-06 Budget	2006-07 PROPOSED Amount	%Change
Salaries	$ 1,039,000	$ 1,057,074	**$ 1,169,297**	10.6%
Expense	178,000	184,955	**184,955**	-- %
Equipment	6,000	5,545	**--**	(100.0)%
Special	--	--	**--**	-- %
TOTAL	**$ 1,223,000**	**$ 1,247,574**	**$ 1,354,252**	8.6%

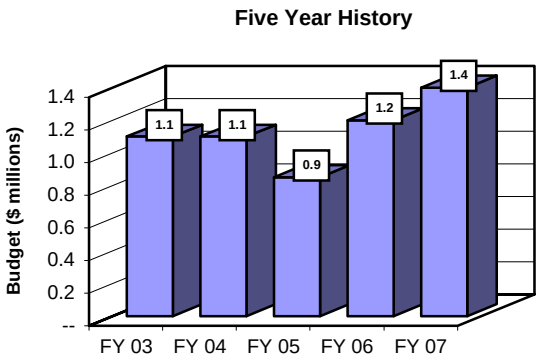

STAFFING

	June 30, 2006 Projected Staffing	2005-06 Adopted Budget	2006-07 PROPOSED Authorized Staffing	%Change
Regular	22	21	**11 ***	(47.6)%
Resolution	6	6	6	

*Eleven Commissioner positions are moved from the total regular authority coun
to a separate category. See Human Relations Item 11.

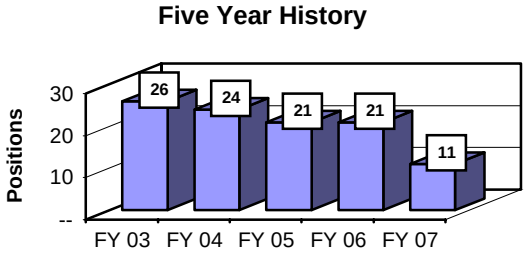

BUDGET HIGHLIGHTS

	Direct Cost	Positions
◆ Fire Department Support (One resolution authority)	$ 78,768	--
◆ Los Angeles Unified School District Support (Three resolution authorities)	284,583	--
◆ North Valley Community Services Support (One resolution authority)	65,376	--
◆ Shared Administrative Services (One resolution authority)	109,344	1

Recapitulation of Changes

	Adopted Budget 2005-06	Total Budget Changes	Budget Appropriation 2006-07
EXPENDITURES AND APPROPRIATIONS			
Salaries			
Salaries General	1,037,057	112,223	1,149,280
Salaries As-Needed	20,017	-	20,017
Total Salaries	1,057,074	112,223	1,169,297
Expense			
Printing and Binding	20,000	-	20,000
Contractual Services	130,000	-	130,000
Transportation	3,500	-	3,500
Office and Administrative	31,455	-	31,455
Total Expense	184,955	-	184,955
Equipment			
Furniture, Office and Technical Equipment	5,545	(5,545)	-
Total Equipment	5,545	(5,545)	-
Total Human Relations Commission	1,247,574	106,678	1,354,252
SOURCES OF FUNDS			
General Fund	1,247,574	106,678	1,354,252
Total Funds	1,247,574	106,678	1,354,252
Percentage Change			8.55%
Positions	21	(10)	11

Human Relations

The Human Relations Commission was established by ordinance to assist in assuring every person the opportunity for full and equal participation in the affairs of the City government and in promoting the general welfare and safety of all residents in our community.

Program Changes	Direct Cost	Positions	Total Cost
Changes in Salaries, Expense, Equipment and Special			
Obligatory Changes			
1 . **2006-07 Employee Compensation Adjustment** Related costs consist of employee benefits. *SG $21,331* Related Costs: $5,409	21,331	-	26,740
2 . **Salary Step Plan and Turnover Effect** Related costs consist of employee benefits. *SG $(21,338)* Related Costs: $(5,411)	(21,338)	-	(26,749)
3 . **Change in Number of Working Days** One less working day. Related costs consist of employee benefits. *SG $(2,678)* Related Costs: $(680)	(2,678)	-	(3,358)
Deletion of One-Time Services			
4 . **Deletion of Funding for Resolution Authorities** Delete funding for six resolution authority positions. Due to the City's current financial constraints, only critical positions will be continued. Related costs consist of employee benefits. Continued: Fire Department Support (One position) - See Item 7. Los Angeles Unified School District Support (Three positions) - See Item 8. North Valley Community Services Support (One position) - See Item 9. *SG $(334,708)* Related Costs: $(105,128)	(334,708)	-	(439,836)
5 . **Deletion of One-Time Expense Funding** One-time funding for 2005-06 expense items is deleted. *SAN $(5,000); EX $(83,455)*	(88,455)	-	(88,455)
6 . **Deletion of 2005-06 Equipment** One-time funding for 2005-06 equipment items is deleted. *EQ $(5,545)*	(5,545)	-	(5,545)

Program Changes	Direct Cost	Positions	Total Cost
Changes in Salaries, Expense, Equipment and Special			
Continuation of Services			
7 . **Fire Department Support** Continue funding and resolution position authority for one Senior Project Coordinator to provide human relations training and skills development to the Fire Department. Related costs consist of employee benefits. *SG $78,768* Related Costs: $27,636	78,768	-	106,404
8 . **Los Angeles Unified School District Support** Continue funding and resolution position authority for three Project Coordinators to provide crisis response services, peer mediation and human relations training to Los Angeles Unified School District middle and high schools. Related costs consist of employee benefits. *SG $196,128; SAN $5,000; EX $83,455* Related Costs: $72,720	284,583	-	357,303
9 . **North Valley Community Services Support** Continue funding and resolution position authority for one Project Coordinator in Community Services to provide support and monitoring of inter-group conflict in the North Valley area. Related costs consist of employee benefits. *SG $65,376* Related Costs: $24,240	65,376	-	89,616
Transfer of Services			
10 . **Shared Administrative Services** Share administrative services between the Commission for Children, Youth and Their Families (CCYF), the Human Relations Commission, and the Commission on the Status of Women. Administrative functions related to budget preparation and administration to support the three Departments are transferred to the Human Relations Commission. Funding and regular position authority for one Accountant II and funding and resolution position authority for one Accounting Clerk II is transferred from CCYF. These positions will be responsible for providing budget administration services. Shared administrative services will result in an overall savings of $59,545. Related costs consist of employee benefits. *SG $109,344* Related Costs: $43,044	109,344	1	152,388

Program Changes	Direct Cost	Positions	Total Cost
Changes in Salaries, Expense, Equipment and Special			
Other Changes or Adjustments			
11 . **Creation of Commissioner Positions Category** Beginning in 2006-07, a new position category will be created for all part-time commissioners that is separate from the department's regular position authorities. This action will reduce the department's total regular count by the corresponding number of commissioners placed into the new category.	-	(11)	-
TOTAL HUMAN RELATIONS	106,678	(10)	

2005-06 Program Budget	1,247,574	21
Changes in Salaries, Expense, Equipment and Special	106,678	(10)
2006-07 PROGRAM BUDGET	1,354,252	11

INDICATORS OF WORKLOAD

	ACTUAL 2000-01	ACTUAL 2001-02	ACTUAL 2002-03	ACTUAL 2003-04	ACTUAL 2004-05	EST. 2005-06	EST. 2006-07
PUBLICATIONS PRINTED AND DISSEMINATED							
Human Relations Awareness Publications*	*	*	*	7,500	4,000	5,000	4,500
Human Relations Brochure	700	1,000	-	5,000	5,000	5,000	5,500
Annual Event Mailings	-	1,000	-	-	-	-	-
Newsletter	1,000	4,000	-	1,000	2,000	-	-
Media and Public Outreach							
Staff Speaking Engagements	80	48	96	120	300	300	400
Articles Published by the Press	37	-	35	10	25	25	50
Public Meetings Attended by Staff	120	360	528	600	700	1,000	1,500
Interviews Aired (Radio & Television)	25	-	25	8	12	20	30
Shoulder to Shoulder**							
Hours of 5th Grader Participation	400	500	-	**	**	**	**
Hours of 6th Grader Participation	2,700	2,150	1,800	**	**	**	**
Hours of 8th Grader Participation	450	3,780	-	**	**	**	**
Hours of 11th Grader Participation	3,000	5,670	2,880	**	**	**	**
Hours of Teacher Instruction	5	-	-				
Crisis Response**							
Middle School Crisis Response	**	**	**	3	3	10	10
High School Crisis Response	**	**	**	12	12	15	15
Neighborhood Council Support Services	**	**	**	53	53	62	70
Interdepartmental Collaboration	**	**	**	2	4	5	8
Field Team							
Individual Meetings	200	200	252	540	600	700	500
Group Meetings Contacts	200	156	220	300	450	450	600
Conferences Attended	10	18	35	30	40	50	30
Research Reports	25	-	10	15	15	15	25
Public Hearings							
Hours of Expert Testimony	-	-	20	15	20	25	30
Number of Dialogues***	-	-	60	60	75	125	205
Summary Reports Distributed	500	-	100	200	200	200	400
Number of Facilitations****	****	****	****	25	36	150	211

* Human Relations Awareness Publications replaces Human Relations Calendar, Essay Quotes Poster and Arts & Essay Contest (Mailings)

** Replaces workload indicator "Shoulder to Shoulder" Youth Programs

*** Formerly workload indicator "Hours of Dialogue"

**** Added workload indicator "Number of Facilitations"

INFORMATION TECHNOLOGY AGENCY

2006-07 Proposed Budget

FUNDING

	2005-06 Estimated	2005-06 Budget	2006-07 PROPOSED Amount	%Change
Salaries	$ 63,584,000	$ 63,584,230	**$ 63,744,558**	0.3%
Expense	22,387,000	22,385,762	**25,916,644**	15.8%
Equipment	2,246,000	2,246,314	**1,399,675**	(37.7)%
Special	21,690,000	21,689,861	**24,370,773**	12.4%
TOTAL	**$ 109,907,000**	**$ 109,906,167**	**$ 115,431,650**	5.0%

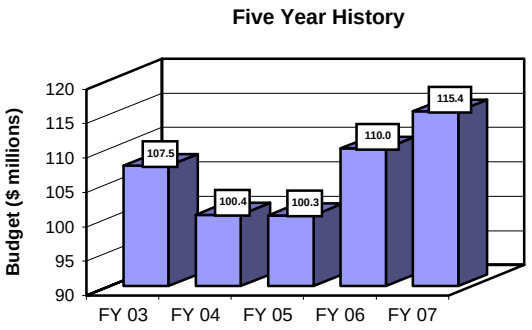

STAFFING

	June 30, 2006 Projected Staffing	2005-06 Adopted Budget	2006-07 PROPOSED Authorized Staffing	%Change
Regular	767	767	**743 ***	(3.1)%
Resolution	79	78	66	

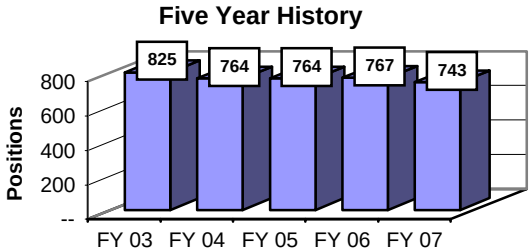

*Five Commissioner positions are moved from the total regular authority count to a separate category. See Information Technology Agency Item 51.

BUDGET HIGHLIGHTS

	Direct Cost	Positions
◆ Personnel Efficiencies	$ (1,950,612)	(20)
◆ Supply Management System Support (Ten resolution authorities)	1,012,260	--
◆ Payroll System Replacement (PaySR) Support (Seven resolution authorities)	1,003,172	--
◆ LATAX Support (Ten resolution authorities)	2,197,836	--
◆ GroupWise Consolidation - Phase III	471,229	--
◆ Citywide Server Replacements	464,500	--
◆ E-Government Efficiencies	345,000	--
◆ Financial Management System (FMIS) Replacement (Four resolution authorities)	221,686	--
◆ Citywide Document Management Initiative (One resolution authority)	934,576	--
◆ Consent Decree Information Systems Support (11 resolution authorities)	1,106,040	--
◆ Consent Decree System Maintenance	1,905,391	--
◆ Public Safety Systems Project (Three resolution authorities)	2,280,744	--
◆ Broadcast News Video Monitoring Service	28,000	--
◆ 3-1-1 Citywide Service Request System (Eight resolution authorities)	2,211,900	--
◆ 3-1-1 Call Center Consolidation	(260,670)	(6)
◆ Fire Department Voice and Data Communication	1,160,939	--
◆ Global Positioning System for Fire Apparatus	120,000	--

Recapitulation of Changes

	Adopted Budget 2005-06	Total Budget Changes	Budget Appropriation 2006-07
EXPENDITURES AND APPROPRIATIONS			
Salaries			
Salaries General	61,546,876	117,690	61,664,566
Salaries As-Needed	336,240	5,238	341,478
Overtime General	1,506,287	38,000	1,544,287
Hiring Hall Salaries	189,827	(15,600)	174,227
Overtime Hiring Hall	5,000	15,000	20,000
Total Salaries	63,584,230	160,328	63,744,558
Expense			
Printing and Binding	209,568	-	209,568
Travel	3,500	-	3,500
Contractual Services	17,105,975	3,159,996	20,265,971
Transportation	3,345	-	3,345
Office and Administrative	2,306,861	(98,449)	2,208,412
Operating Supplies	2,756,513	469,335	3,225,848
Total Expense	22,385,762	3,530,882	25,916,644
Equipment			
Furniture, Office and Technical Equipment	2,246,314	(846,639)	1,399,675
Total Equipment	2,246,314	(846,639)	1,399,675
Special			
Communication Services	20,968,779	2,680,912	23,649,691
Equipment Lease and Acquisition	721,082	-	721,082
Total Special	21,689,861	2,680,912	24,370,773
Total Information Technology Agency	109,906,167	5,525,483	115,431,650

Recapitulation of Changes

	Adopted Budget 2005-06	Total Budget Changes	Budget Appropriation 2006-07
SOURCES OF FUNDS			
General Fund	104,212,688	6,906,538	111,119,226
Community Development Trust Fund (Sch. 8)	225,251	(225,251)	-
Sewer Operation & Maintenance (Sch. 14)	438,240	(307,775)	130,465
St. Light. Maint. Assessment Fund (Sch. 19)	118,748	(30,169)	88,579
Telecom. Development Acct. (Sch. 20)	2,808,221	4,313	2,812,534
Workforce Investment Act Fund (Sch. 22)	225,252	(225,252)	-
Bldg and Safety Enterprise Fund (Sch. 40A)	1,877,767	(751,252)	1,126,515
Zoo Enterprise Trust Fund (Sch. 44)	-	154,331	154,331
Total Funds	109,906,167	5,525,483	115,431,650
Percentage Change			5.03%
Positions	767	(24)	743

Changes Applicable to Various Programs

The following changes involve two or more budgetary programs. These changes are explained below and apportioned as single entries in the affected programs. Single-program changes are shown only in the programs involved.

Program Changes	Direct Cost	Positions	Total Cost
Changes in Salaries, Expense, Equipment and Special			
Obligatory Changes			
1 . **2006-07 Employee Compensation Adjustment** Related costs consist of employee benefits. *SG $1,748,375* Related Costs: $443,389	1,748,375	-	2,191,764
2 . **Salary Step Plan and Turnover Effect** Related costs consist of employee benefits. *SG $(669,653); SOT $(37,000); SAN $(22,762)* Related Costs: $(132,272)	(729,415)	-	(861,687)
3 . **Change in Number of Working Days** One less working day. Related costs consist of employee benefits. *SG $(219,527)* Related Costs: $(55,672)	(219,527)	-	(275,199)
Deletion of One-Time Services			
4 . **Deletion of Funding for Resolution Authorities** Delete funding for 14 resolution authority positions. Due to the City's current financial constraints, only critical positions will be continued. Related costs consist of employee benefits. Continued: Supply Management System Support (10 positions) - See Item 16. Payroll System Replacement (PaySR) Support (Six positions) - See Item 17. LATAX Support (Eight positions) - See Item 18. Police Emergency Command Communications System (Four positions) - See Item 27. Consent Decree Information Systems Support (11 positions) - See Item 28. Public Safety Systems Project (Two positions) - See Item 33. Cable Television Franchise Administration (Two positions) - See Item 35. 3-1-1 Citywide Service Request System (Three positions) - See Item 40. Telephone Accounts Management (Two positions) - See Item 50. *SG $(4,997,905)* Related Costs: $(1,349,952)	(4,997,905)	-	(6,347,857)
5 . **Deletion of One-Time Expense Funding** One-time funding for 2005-06 expenses is deleted. *EX $(4,906,722)*	(4,906,722)	-	(4,906,722)
6 . **Deletion of 2005-06 Equipment** One-time funding for 2005-06 equipment purchases is deleted. *EQ $(1,692,200)*	(1,692,200)	-	(1,692,200)

Program Changes	Direct Cost	Positions	Total Cost
Changes in Salaries, Expense, Equipment and Special			
Continuation of Services			
7 . **Special Funding Adjustments** Add funding in the Communications Services account to continue the Citywide communication services and network support, repair and maintenance. *SP $1,038,365*	1,038,365	-	1,038,365
Increased Services			
8 . **Public Safety Communications Installations** Add funding and resolution position authority for two Communications Electricians to install various communications equipment, predominantly in vehicles for the Los Angeles Police Department (LAPD) and Los Angeles Fire Department (LAFD). The equipment includes mobile radios, vehicular adapters for portable terminals, mobile digital terminals, automatic vehicle location devices, stolen vehicle tracking devices, and antenna, video, public address, and portable microwave systems. A reduction of $138,000 is made to ITA's Hiring Hall Salaries Account to reflect the addition of these positions. Related costs consist of employee benefits. *SG $138,000; SHH $(138,000)* Related Costs: $50,304	-	-	50,304
9 . **Expense Accounts Funding Adjustments** Adjust funding in expense accounts to reflect miscellaneous adjustments in the Operating Supplies and Expense and Office and Administrative accounts to increase funding for Citywide local- and wide-area network support, alarm system maintenance, and Fire radio and Mobile Data Terminals (MDTs) maintenance and decrease funding for general office supplies, Enterprise Server printer supplies, employee training and public safety systems general repairs and parts. *EX $(429,361)*	(429,361)	-	(429,361)
Efficiencies to Services			
10 . **Personnel Efficiencies** Delete funding and regular position authority for 20 positions (five Programmer/Analyst IVs, four Systems Programmer IIs, three Programmer/Analyst Vs, two Information Systems Manager Is, two Data Base Architects, one Programmer/Analyst III, one Senior Systems Analyst II, one Senior Systems Analyst I, and one Systems Analyst II) as an interim measure while ITA staffing levels, vacancies, pay grades, in-lieus and long-term underfills are reviewed by the City Administrative Officer. Related costs consist of employee benefits. *SG $(1,950,612)* Related Costs: $(647,808)	(1,950,612)	(20)	(2,598,420)
TOTAL CHANGES APPLICABLE TO VARIOUS PROGRAMS	(12,139,002)	(20)	

Applications Support

This program provides general government software and/or applications development and continuing support for automated systems during their entire life cycle, including development, implementation, maintenance, and replacement, for all City departments, excluding Department of Airports, Harbor Department and Department of Water & Power.

Program Changes	Direct Cost	Positions	Total Cost
Changes in Salaries, Expense, Equipment and Special			
11 . **Apportionment of Changes Applicable to Various Programs** Related costs consist of employee benefits Related Costs: $(1,128,146)	(7,724,785)	(7)	(8,852,931)
Continuation of Services			
12 . **Citywide Nuisance Abatement Program Support** Continue funding and add regular position authority for one Programmer/Analyst V to suppport the Citywide Nuisance Abatement Program (CNAP) in the Office of the City Attorney. Related costs consist of employee benefits. *SG $97,848* Related Costs: $32,472	97,848	1	130,320
13 . **Code Enforcement Information System Support** Continue funding and add regular position authority for one Systems Programmer III to support the Code Enforcement Information System (C.F. 97-0241-S20) and other systems in the Department of Building and Safety. The system tracks building code violations and provides for safer and cleaner neighborhoods through enforcement of the City's Building Code. Funding for this position is provided by the Building and Safety Building Permit Enterprise Fund. Related costs consist of employee benefits. *SG $109,572* Related Costs: $35,448	109,572	1	145,020
14 . **Neighborhood Council Notification System Support** Continue funding and add regular position authority for two Programmer/Analyst IVs for maintenance and enhancement of the Neighborhood Council Early Notification System (ENS). The ENS currently allows subscriber notification of Brown Act meetings, and will be expanded to allow attachment of related documents and collection of feedback from Neighborhood Councils related to specific agenda items. Related costs consist of employee benefits. *SG $181,152* Related Costs: $61,248	181,152	2	242,400
15 . **City Attorney Support Positions** Continue funding and add regular position authority for two Systems Analyst IIs in support of the City Attorney's Office. Related costs consist of employee benefits. *SG $147,696* Related Costs: $52,776	147,696	2	200,472

Program Changes	Direct Cost	Positions	Total Cost
Changes in Salaries, Expense, Equipment and Special			
Continuation of Services			
16 . **Supply Management System Support** Continue funding and resolution position authority for 10 systems staff to continue the upgrade to PeopleSoft Release 8.8 and maintain support for the Supply Management System (SMS). Funding is continued for training on PeopleSoft, Oracle, and UNIX software to maintain the new production system and for annual vendor support and maintenance. Related costs consist of employee benefits. *SG $1,012,260* Related Costs: $333,276	1,012,260	-	1,345,536
17 . **Payroll System Replacement (PaySR) Support** Continue funding and resolution position authority for six systems staff for technical support of the Payroll System Replacement (PaySR) project. Add nine months funding and resolution authority position for one Senior Systems Analyst I for support of the PaySR systems documentation. Expense funding is continued for hardware maintenance for two development servers, one production server, one report server, and one high-speed storage device; software maintenance; and related expenses. Funding is also continued in the Office of the Controller and the Personnel Department for a total direct cost of $1,584,320 (see Controller Item 7 and Personnel Item 23). Related costs consist of employee benefits. *SG $661,857; EX $341,315* Related Costs: $219,531	1,003,172	-	1,222,703
18 . **LATAX Support** Continue funding and resolution position authority for eight systems staff. Add full-year funding and resolution position authority for two Programmer/Analyst IIIs to provide needed programming support. These positions replace resolution authority positions for one Senior Communications Electrician and one Systems Programmer I. Add contractual services funding in the amount of $1,151,904 to provide continued application support and knowledge transfer. Funding is also added for staff training on Oracle, Sybase, Learning Tree, Veritas and other applicable systems. Related costs consist of employee benefits. *SG $906,432; SOT $75,000; EX $1,216,404* Related Costs: $306,444	2,197,836	-	2,504,280
19 . **Web and E-mail Services** Continue funding and add regular position authority for one Graphic Designer III to continue development and maintenance of the City's E-Government web site. The City web site allows constituents and businesses to access information regarding services and to interact with the City government conveniently and efficiently 24 hours a day, seven days a week. Related costs consist of employee benefits. *SG $63,156* Related Costs: $23,676	63,156	1	86,832

Program Changes	Direct Cost	Positions	Total Cost
Changes in Salaries, Expense, Equipment and Special			
Continuation of Services			
20 . **GroupWise Consolidation - Phase III** Continue funding to purchase mandatory annual software licenses, maintenance and Novell training to initiate Phase III of the GroupWise (GW) Consolidation Project to consolidate an additional 8,000 mailboxes in 2006-07. The GW Consolidation Project began in 2005 with the purchase of hardware and software. In 2005-06, system implementation began, and an initial 8,000 mailboxes were consolidated by the Information Technology Agency (ITA). Thirteen departments are now supported by ITA Central E-mail Services. Training funds are also added to train staff in Linux, Clustering GW on Linux, Storage Area Networks and Identity Management Drivers Development. *SP $10,000; EX $461,229*	471,229	-	471,229
21 . **Citywide Server Replacements** Add funding for the purchase of two new servers and six replacement servers for the Office of Finance in support of the LATAX program and for the purchase of 55 replacement servers for the Police Department. The Information Technology Agency will be responsible to coordinate server purchases and deliveries for the Office of Finance (See Finance Items 12 and 13 and Police Item 12). *EQ $464,500*	464,500	-	464,500
Increased Services			
22 . **E-Government Efficiencies** Add funding to implement a high speed, secure mobile communications infrastructure, including software, maintenance, infrastructure design, and wireless device interface support, to serve as a base station to enable wireless and remote access for the City's workforce. *EX $345,000*	345,000	-	345,000
New Services			
23 . **Financial Management System (FMIS) Replacement** Add six months funding and resolution position authority for one Data Base Architect, one Systems Programmer, and two Programmer/Analysts to provide ongoing systems support for the replacement of the City's 19-year old financial and accounting system. Funding is included to purchase computers, software, and office furniture for the new staff, as well as for required training and data and telephone installations. Funding is also provided in the Office of the Controller for a total direct cost of $5,307,132 (See Controller Item 16). Related costs consist of employee benefits. *SG $173,394; SP $7,700; EX $27,240; EQ $13,352* Related Costs: $59,292	221,686	-	280,978

Program Changes	Direct Cost	Positions	Total Cost
Changes in Salaries, Expense, Equipment and Special			
New Services			
24 . **Citywide Document Management Initiative** Add funding and resolution position authority for one Data Base Architect to implement and support the production system infrastructure for the Citywide Document Management Initiative (Initiative) as recommended by the Document Management Steering Committee. The Initiative is intended to improve management of paper and unstructured document content and allow easier retrieval, work flow management and collaboration. Funding is added to purchase hardware and software to provide for a centralized enterprise architecture, including clustering capability with a high end database server and other resources required to meet the increasing demand for document management, ensure robust backup capability, develop a records management strategy and pilot project with the City Clerk. The Information Technology Agency will manage the centralized resources, and each department will manage its internal business processes and end-user deployment and support. Related costs consist of employee benefits (See City Clerk Item 19). *SG $105,576; SP $30,000; EX $524,000; EQ $275,000* Related Costs: $34,428	934,576	-	969,004
TOTAL APPLICATIONS SUPPORT	(475,102)	-	

2005-06 Program Budget	22,550,925	141
Changes in Salaries, Expense, Equipment and Special	(475,102)	-
2006-07 PROGRAM BUDGET	22,075,823	141

Systems Operation

This program provides data processing services including data conversion, computer processing, technical systems support and management of the teleprocessing network.

Program Changes	Direct Cost	Positions	Total Cost
Changes in Salaries, Expense, Equipment and Special			
25 . **Apportionment of Changes Applicable to Various Programs** Related costs consist of employee benefits Related Costs: $(81,724)	(1,277,414)	(4)	(1,359,138)
TOTAL SYSTEMS OPERATION	(1,277,414)	(4)	

2005-06 Program Budget	21,801,643	142
Changes in Salaries, Expense, Equipment and Special	(1,277,414)	(4)
2006-07 PROGRAM BUDGET	20,524,229	138

Police Support

This program provides information technology services, including applications development and ongoing technical systems support, for critical law enforcement systems utilized by the Police Department.

Program Changes	Direct Cost	Positions	Total Cost
Changes in Salaries, Expense, Equipment and Special			
26 . **Apportionment of Changes Applicable to Various Programs** Related costs consist of employee benefits Related Costs: $(380,514)	(1,473,760)	(1)	(1,854,274)
Continuation of Services			
27 . **Police Emergency Command Communications System** Continue funding and resolution position authority for one Systems Programmer III, two Programmer/Analyst IVs, and one Data Base Architect to support the Police Department's Emergency Command Control Communications System enhancement program. Related costs consist of employee benefits. *SG $396,300; EX $3,500* Related Costs: $131,124	399,800	-	530,924
28 . **Consent Decree Information Systems Support** Continue funding and resolution position authority for one professional staff, one clerical staff, and nine systems staff to maintain support for the development and implementation of the computer information system in order to comply with a Consent Decree between the U.S. Department of Justice and the Police Department. Related costs consist of employee benefits. *SG $1,106,040* Related Costs: $364,716	1,106,040	-	1,470,756
Increased Services			
29 . **Consent Decree System Maintenance** Add funding to the Contractual Services account for annual application maintenance and maintenance for hardware and software in support of the Police Department's TEAMS II Consent Decree project. *EX $1,905,391*	1,905,391	-	1,905,391
TOTAL POLICE SUPPORT	1,937,471	(1)	

2005-06 Program Budget	3,843,241	24
Changes in Salaries, Expense, Equipment and Special	1,937,471	(1)
2006-07 PROGRAM BUDGET	5,780,712	23

Public Safety Communications Support

This program provides the Fire and Police Departments with voice and data radio communications services in support of the Police Emergency Command Control Communications System, the Fire Command and Control System and other critical law enforcement and fire life safety systems.

Program Changes	Direct Cost	Positions	Total Cost
Changes in Salaries, Expense, Equipment and Special			
30 . **Apportionment of Changes Applicable to Various Programs** Related costs consist of employee benefits Related Costs: $(62,276)	(1,740,027)	(5)	(1,802,303)
Continuation of Services			
31 . **Public Safety Communications** Add funding in the amount of $4,500,000 in the 2006-07 MICLA financing for public safety communications projects, including (1) the final phase for replacement of the Fire Department's mountaintop radio base stations that are no longer in production and no longer supported by the manufacturer, (2) the replacement of obsolete T-1 communication lines and a system clock in support of the Police Department's microwave voice and data systems, and (3) the replacement of four Fire Department backup voice radio base stations and 14 additional base stations to ensure that all 18 Fire Department radio channels are reliable.	-	-	-
Efficiencies to Services			
32 . **Salaries Account Funding Adjustments** Adjust funding in the Hiring Hall Salaries and Hiring Hall Salaries Overtime accounts to reflect efficiencies resulting from the Citywide intrusion alarm maintenance function being managed by ITA staff rather than contract labor staff. A reduction in the Contractual Services account funding is made to reflect the change in maintenance responsibility and the corresponding savings. *SHH $122,400; SHHOT $15,000*	137,400	-	137,400

Program Changes	Direct Cost	Positions	Total Cost
Changes in Salaries, Expense, Equipment and Special			
New Facilities			
33 . **Public Safety Systems Project** Add funding and continue resolution position authority for one Communications Engineer and one Programmer/Analyst IV to support continued development of the systems component of the new Public Safety Systems Project for the Emergency Operations Center/Departmental Operations Center/Fire Dispatch Center scheduled for completion in June 2008 (C.F. 04-2394). Add funding and resolution position authority for one Information Systems Manager I to function as the Assistant Program Manager and be trained by the Program Manager to eventually transition from system development to system support and maintenance. Add funding in the amount of $1,980,000 in the Contractual Services account for systems engineering consulting services to augment systems staff in the Information Technology Agency. Related costs consist of employee benefits. *SG $300,744; EX $1,980,000* Related Costs: $99,240	2,280,744	-	2,379,984
TOTAL PUBLIC SAFETY COMMUNICATIONS SUPPORT	678,117	(5)	

2005-06 Program Budget	23,761,902	218
Changes in Salaries, Expense, Equipment and Special	678,117	(5)
2006-07 PROGRAM BUDGET	24,440,019	213

Franchise Development and Administration

This program develops, administers, and regulates all City telecommunications franchises, including the enforcement of rates and adequate service levels.

Program Changes	Direct Cost	Positions	Total Cost
Changes in Salaries, Expense, Equipment and Special			
34 . **Apportionment of Changes Applicable to Various Programs** Related costs consist of employee benefits Related Costs: $(22,521)	95,517	-	72,996
Continuation of Services			
35 . **Cable Televison Franchise Administration** Continue funding and resolution position authority for one Telecommunications Regulatory Officer II and one Commission Executive Assistant I in support of the cable television franchise administration. These positions are fully funded by the Telecommunications Development Account. Related costs consist of employee benefits. *SG $156,996* Related Costs: $55,128	156,996	-	212,124
Increased Services			
36 . **Broadcast News Video Monitoring Service** Add funding from the Telecommunications Development Account for one full-time or two part-time Student Professional Workers to implement a video monitoring service in the L.A. CityView Channel 35 Section to regularly monitor, record, and transfer to videotape any news stories broadcast by local television stations pertaining to the City for reference by the Mayor and Council. *SAN $28,000*	28,000	-	28,000

Program Changes	Direct Cost	Positions	Total Cost
Changes in Salaries, Expense, Equipment and Special			
Other Changes or Adjustments			
37 . **Cable Television Enforcement Division Support** Add regular position authority for one Senior Communications Engineer and delete regular position authority for one Communications Engineer, to be funded by the Telecommunications Development Account, to reflect a reallocation approved by the Civil Service Commission. The new position of Senior Communications Engineer will plan and direct the technical inspections of ITA's professional engineering consultants involved with oversight of cable operators as well as assist the Franchise Monitoring and Enforcement Division to resolve subscriber complaints. The Information Technology Agency will absorb the cost differential. Related costs consist of employee benefits. Related Costs: $4,584	-	-	4,584
TOTAL FRANCHISE DEVELOPMENT AND ADMINISTRATION	280,513	-	

2005-06 Program Budget	2,115,739	27
Changes in Salaries, Expense, Equipment and Special	280,513	-
2006-07 PROGRAM BUDGET	2,396,252	27

Telecommunication Planning and Utility

This program develops and coordinates City telecommunications plans and policies, develops interconnection and institutional uses of cable television by the City and joint public-private initiatives, and oversees and operates the municipal access studio.

Program Changes	Direct Cost	Positions	Total Cost
Changes in Salaries, Expense, Equipment and Special			
38 . **Apportionment of Changes Applicable to Various Programs** Related costs consist of employee benefits Related Costs: $2,557	10,081	-	12,638
TOTAL TELECOMMUNICATION PLANNING AND UTILITY	10,081	-	

2005-06 Program Budget	860,169	9
Changes in Salaries, Expense, Equipment and Special	10,081	-
2006-07 PROGRAM BUDGET	870,250	9

3-1-1 Call Center Operations and Support

This program provides technical application development and ongoing operational support for 3-1-1 system, which enables all City residents, businesses, and visitors to have convenient, prompt and reliable access to accurate City information and services.

Program Changes	Direct Cost	Positions	Total Cost
Changes in Salaries, Expense, Equipment and Special			
39 . **Apportionment of Changes Applicable to Various Programs** Related costs consist of employee benefits Related Costs: $65,422	(663,417)	-	(597,995)
Continuation of Services			
40 . **3-1-1 Citywide Service Request System** Continue funding and resolution position authority for one Information Systems Manager I, one Programmer/Analyst IV, and one Senior Systems Analyst II to continue the ongoing implementation and expansion of the 3-1-1 Citywide Service Request System (CSRS). Add funding and resolution position authority for two Senior Systems Analyst Is, one Systems Programmer II, one Programmer/Analyst IV and one Management Analyst II to further support the implementation and expansion of the Citywide Service Request System. The CSRS will enable the 3-1-1 Call Center to take service requests for any City department, allow the public to submit non-emergency requests via the Internet in a standardized format simplifying their interaction with the City, and centralize, track and monitor access to all information on service requests for departments and elected officials. Funding is also continued for one Contract Project Manager, one Contract Quality Assurance Manager, and a CSRS Integration Vendor for the successful implementation of CSRS. Related costs consist of employee benefits. *SG $760,980; SP $5,775; EX $1,439,600; EQ $5,545* Related Costs: $254,232	2,211,900	-	2,466,132
Increased Services			
41 . **3-1-1 Call Center Technical Support** Add nine months funding and resolution position authority for one Communications Engineering Associate III and one Communications Engineering Associate IV to maintain and support the reliability and disaster survivability of the 3-1-1 Call Center City telephone system, including the new City-owned private branch exchange (PBX). Funding is also added for server maintenance and support, the purchase of Computer Telephony Interface software to improve the efficiency and speed of the call taking process, and other office and technical equipment. Related costs consist of employee benefits. *SG $142,965; SP $3,850; EX $110,000; EQ $87,164* Related Costs: $47,736	343,979	-	391,715

Program Changes	Direct Cost	Positions	Total Cost
Changes in Salaries, Expense, Equipment and Special			
Transfer of Services			
42 . **3-1-1 Call Center Consolidation** Transfer full-year funding and six regular position authorities from the Information Technology Agency (ITA) to the Department of Building and Safety. In 2005-06, 20 position authorities were transferred from Building and Safety to ITA to consolidate the Building and Safety Customer Call Center into 3-1-1. Six call agent positions are transferred back to Building and Safety to answer technical questions regarding Building and Safety department functions. Fourteen positions will remain in ITA as part of the 3-1-1 consolidation effort. These 14 positions remaining in ITA and related expenses are partially funded by the Building and Safety Building Permit Enterprise Fund (See Building and Safety Item 28). Related costs consist of employee benefits. *SG $(253,956); EX $(6,714)* Related Costs: $(110,328)	(260,670)	(6)	(370,998)
TOTAL 3-1-1 CALL CENTER OPERATIONS AND SUPPORT	1,631,792	(6)	

2005-06 Program Budget	6,508,899	90
Changes in Salaries, Expense, Equipment and Special	1,631,792	(6)
2006-07 PROGRAM BUDGET	8,140,691	84

Fire Support

This program provides information technology services, including applications development and ongoing technical systems support, for fire life safety systems utilized by the Fire Department.

Program Changes	Direct Cost	Positions	Total Cost
Changes in Salaries, Expense, Equipment and Special			
43 . **Apportionment of Changes Applicable to Various Programs** Related costs consist of employee benefits Related Costs: $(46,472)	(153,065)	(1)	(199,537)
Continuation of Services			
44 . **Fire Dispatch Communication Network** Add funding to continue the fifth and final phase of the five-year replacement program for the Los Angeles Fire Department (LAFD) Dispatch Communication Network (DCN). The DCN provides real-time alerts to the LAFD field personnel at 102 fire stations to enable them to respond to incoming dispatch messages in a timely manner. This final phase includes the replacement of obsolete power supplies, audio amplifiers, speakers, microphones, gongs, chimes, and other equipment at 20 fire stations located in various parts of the City (See Fire Item 30). *EX $400,000*	400,000	-	400,000
Increased Services			
45 . **Fire Department Voice and Data Communications** Add funding to install T-1 high speed data/voice line upgrades to the 102 fire stations within the Los Angeles Fire Department. Installation of the T-1 lines will enable Voice Over IP, video conferencing, electronic tracking of documents, Integrated Fire Inspection System, wireless communication to fire apparatus, Geographic Information Systems, and the new Fire Dispatch Center and dispatching capabilities. This project is the first phase of a two-phase effort to upgrade the Fire Department's voice and data communications (See Fire Item 32). *SP $1,160,939*	1,160,939	-	1,160,939

Program Changes	Direct Cost	Positions	Total Cost
Changes in Salaries, Expense, Equipment and Special			
Efficiencies to Services			
46 . **Global Positioning System for Fire Apparatus** Add funding in the amount of $120,000 for a limited scope proof of concept test required to validate the design parameters of a proposed Global Positioning System Automatic Vehicle Location system. The Information Technology Agency, in cooperation with the Fire Department, will be responsible for coordinating the proof of concept test (See Fire Item 33). *EX $120,000*	120,000	-	120,000
TOTAL FIRE SUPPORT	1,527,874	(1)	

2005-06 Program Budget	1,949,864	18
Changes in Salaries, Expense, Equipment and Special	1,527,874	(1)
2006-07 PROGRAM BUDGET	3,477,738	17

Voice and Data Communications

This program provides telephone services, radio and specialized communications services such as mobile radio service, City owned telephone service, microwave systems and data communications systems to all departments excluding Department of Airports, Harbor Department and Department of Water and Power.

Program Changes	Direct Cost	Positions	Total Cost
Changes in Salaries, Expense, Equipment and Special			
47 . **Apportionment of Changes Applicable to Various Programs** Related costs consist of employee benefits Related Costs: $(54,531)	(102,558)	(2)	(157,089)
New Services			
48 . **Library and Zoo Communication Service Requests** Add funding for bandwidth expansion and additional T-1 lines for 10 branch libraries in the amount of $269,952. Add funding for repairs and upgrades to the telephone infrastructure at the Zoo in the amount of $154,331 to be funded by the Zoo Enterprise Trust Fund (See Library Item 13 and Zoo Item 13). *SP $424,283*	424,283	-	424,283
TOTAL VOICE AND DATA COMMUNICATIONS	321,725	(2)	

2005-06 Program Budget	3,703,624	41
Changes in Salaries, Expense, Equipment and Special	321,725	(2)
2006-07 PROGRAM BUDGET	4,025,349	39

General Administration and Support

This program provides overall direction, control and planning to carry out the Department's programs.

Program Changes	Direct Cost	Positions	Total Cost
Changes in Salaries, Expense, Equipment and Special			
49 . **Apportionment of Changes Applicable to Various Programs** Related costs consist of employee benefits Related Costs: $16,194	890,426	-	906,620
Continuation of Services			
50 . **Telephone Accounts Management** Continue resolution position authority without funding for one Fiscal Systems Specialist II and one Management Analyst II. These positions identify erroneous or duplicate billings for voice and data line services paid by the City, as well as maintain systems and software to detect repeat billing errors. Related costs consist of employee benefits. Related Costs: $15,312	-	-	15,312
Other Changes or Adjustments			
51 . **Creation of Commissioner Positions Category** Beginning in 2006-07, a new position category will be created for all part-time commissioners that is separate from the department's regular position authorities. This action will reduce the department's total regular count by the corresponding number of commissioners placed into the new category.	-	(5)	-
TOTAL GENERAL ADMINISTRATION AND SUPPORT	890,426	(5)	

2005-06 Program Budget	22,810,161	57
Changes in Salaries, Expense, Equipment and Special	890,426	(5)
2006-07 PROGRAM BUDGET	23,700,587	52

INDICATORS OF WORKLOAD

	ACTUAL 2000-01	ACTUAL 2001-02	ACTUAL 2002-03	ACTUAL 2003-04	EST. 2004-05	EST. 2005-06	EST. 2006-07
PS/VOICE/DATA COMM MAINTENANCE FI3209							
Network Problem Resolution/Repair	-	-	-	1,767	2,120	2,586	2,600
Telephone trouble calls processed	-	6,524	6,099	6,099	7,000	7,350	7,350
ENTERPRISE COMPUTER OPERATIONS FI3202							
Systems Availability:							
Police Dispatching (ECCCS)	100.0%	100.0%	99.9%	99.9%	99.9%	99.9%	99.9%
Fire/Ambulance Dispatching (FCCS)	100.0%	100.0%	100.0%	100.0%	99.9%	99.9%	99.9%
Police Automated Info/Comm Systems	99.9%	99.9%	99.9%	99.9%	99.9%	99.9%	99.9%
Primary computer for online systems	100.0%	100.0%	99.9%	99.9%	99.9%	99.9%	99.9%
Print Lines (billion)	1.8	1.0	1.0	1.3	1.2	1.2	1.2
S/W installs/temporary fixes applied	124	157	123	125	135	150	135
ES program products supported (IBM/3rd Party)	145	120	103	108	110	100	100
Linux Virtual Server deployed	-	-	4	15	22	30	70
Batch Jobs Processed	-	-	-	647,600	673,500	650,000	650,102
Jobs documented (new/change/delete)	1,600	1,979	2,197	2,197	2,300	2,300	2,277
Production program updates	2,685	10,083	6,453	6,453	6,800	7,000	6,635
Tape Backup-Server Farm Storage Capacity (Terabytes)	-	35,000	104,000	106,245	150,000	200,000	230,000
DISTRIBUTED MANAGEMENT SERVICES FI3202							
Distributed Computing Requests	-	291	480	613	769	939	650
Distributed Servers Installed	-	-	-	346	519	779	500
Viruses Quarantined	-	-	50,000	2,447,156	3,670,734	5,506,101	3,000,000
Hacker intrusions detected	-	-	N/A	24,022,239	40,000,000	80,000,000	24,000,000
Internet E-mails Processed	-	-	N/A	52,554,606	78,831,909	118,247,864	180,000,000
GroupWise IDs Total (Citywide) (non-proprietary)	12,000	14,141	16,315	16,315	16,315	16,539	16,909
Distributed Computing Problems Resolved			320	460	575	719	300
DEPARTMENT BUSINESS SYSTEMS FI320102							
Financial Mgmt Information Systems (FMIS)							
Support Calls	-	-	-	-	-	-	290
Work Orders	-	-	-	-	-	-	304
LASMS	-	-	-	-	-	-	800
TECHNOLOGY SERVICE CENTER FI3202							
Citywide Support Area Calls							
Mayor	-	-	1,569	1,030	1,000	1,100	1,100
Council	-	-	3,066	4,140	4,300	4,400	4,400
Controller	-	-	182	174	1,404	1,500	1,500
City Attorney's Office	-	-	648	695	8,400	8,600	7,200
Central Services	-	-	-	-	-	-	300
Department of Aging	-	-	-	-	-	-	351
Cultural Affairs Department	-	-	-	-	-	-	400
Other Departments	-	-	18,430	20,291	23,000	24,000	40,000
Computer Hardware from SOS Inventory (Citywide)	67,000	67,623	72,195	72,712	83,000	90,000	84,000
CABLE TELEVISION ADMINISTRATION AK3205							
Cable TV/Video Complaint Resolution Reports	-	2,646	2,898	1,767	1,229	2,000	2,200
Cable TV/Video Inquiries/Complaints Received	3,500	15,695	14,360	11,145	6,091	9,000	9,000
LA CITYVIEW CHANNEL 35 AK3205							
Citywide productions (incl. Council coverage) # of hours	-	1,032	1,045	1,264	1,260	1,600	1,650
Council Phone # of hours provided	-	2,592	2,628	2,249	2,700	2,800	2,880
Council Video # of hours programming	-	7,127	6,839	7,048	7,300	7,720	7,950
Projects Completed - % of Public Meetings	-	-	-	-	8.6%	10.0%	12.0%
Projects Completed - % of Board Projects	-	-	-	-	23.2%	25.0%	30.0%
Projects Completed - % of Events Covered	-	-	-	-	52.3%	50.0%	50.0%
Projects Completed - % of Promotional Spots	-	-	-	-	15.9%	15.0%	8.0%

INDICATORS OF WORKLOAD (Continued)

	ACTUAL 2000-01	ACTUAL 2001-02	ACTUAL 2002-03	ACTUAL 2003-04	EST. 2004-05	EST. 2005-06	EST. 2006-07
3-1-1 CALL CENTER OPERATIONS FI3207							
Number of Calls Received	-	-	356,079	403,386	518,340	1,762,637	1,586,000
Number of Wireless Calls	-	-	-	39,424	60,191	80,138	124,740
Percentage of Calls answered within 20 seconds	-	-	98.9%	98.9%	95%	95%	95%
Number of Call Center Services provided - Call Keys	-	-	105,491	196,255	346,575	1,956,527	1,586,000
Number of Web hits - Citywide Services Directory	-	-	28,158	100,129	103,500	207,542	126,992
Number of Intranet hits to Citywide Services Directory	-	-	1,684	5,699	5,870	12,816	10,143
Number of Web E-mails Received	-	-	566	960	2,107	2,724	4,370
Percentage of Calls Transferred	-	-	-	47%	48%	43%	43%
IT STANDARDS AND POLICY FI3209							
Number of Telecomm Projects in progress	-	-	-	43	45	45	45
PUBLIC SAFETY VOICE/DATA COMM INSTALLS AH3204							
CSRs Opened	-	2,263	2,201	1,644	1,740	1,835	1,800
FINANCE & INTERNAL BUSINESS OPERATIONS FI3250							
Vendor Invoices processed for payment	14,300	6,660	5,050	4,208	8,058	8,210	6,700
Accounting documents processed	-	3,615	3,453	89	55	55	850
Personal Services Contracts Administered	200	57	40	80	45	50	35
Personal Servcies Contract Amendments issued	60	10	10	9	10	5	5
Purchase Requisitions issued (SMS)	250	135	185	114	119	126	177
Contract Purchase Orders issued (SMS)	-	1,883	2,348	2,166	2,175	2,215	2,052
Service Requests (SERTS) processed	2,000	1,459	1,686	1,780	1,860	1,953	1,372
Request for Proposals (RFP) issued	50	5	6	5	7	7	4
Payroll/Personnel Documents processed	550	866	1,492	1,666	1,670	1,560	1,620
Forms Gen 41 Processed	-	-	-	849	852	796	740
Payroll Adjustments Processed	-	-	-	817	818	764	880
PS VOICE/DATA COMMUN OPER & SUPT - AH3204							
Audio Support Requests - Council/APC/DONE	-	1,926	2,008	2,142	2,350	2,600	2,400
LAPD Command Post support requests	-	26	34	40	50	55	60
TRAINING FI3201							
Training Classroom Days Reserved (Citywide + ITA)	-	-	-	-	-	-	200
Online Training User IDFs Issued (Citywide + ITA)	-	-	-	-	-	-	300
Courses checked out from Library (CD/Video) (Citywide + ITA)	-	-	-	-	-	-	60
ITA Staff Registered for Training (onsite, offsite, Personnel)	-	-	-	-	-	-	350

MAYOR

2006-07 Proposed Budget

FUNDING

	2005-06 Estimated	2005-06 Budget	2006-07 PROPOSED Amount	%Change
Salaries	$ 6,186,000	$ 6,186,365	**$ 7,423,318**	20.0%
Expense	517,000	516,001	**1,215,685**	135.6%
Equipment	28,000	28,324	**28,324**	-- %
Special	--	--	**--**	-- %
TOTAL	**$ 6,731,000**	**$ 6,730,690**	**$ 8,667,327**	28.8%

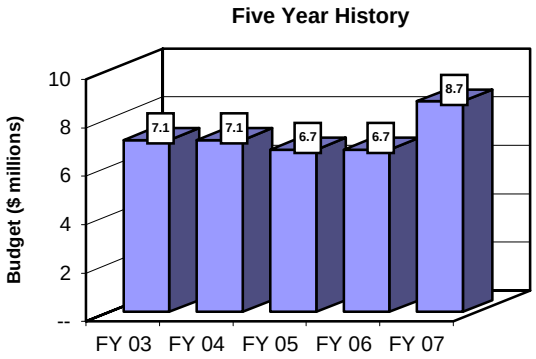

STAFFING

	June 30, 2006 Projected Staffing	2005-06 Adopted Budget	2006-07 PROPOSED Authorized Staffing	%Change
Regular	66	66	**70**	6.1%
Resolution	--	--	--	

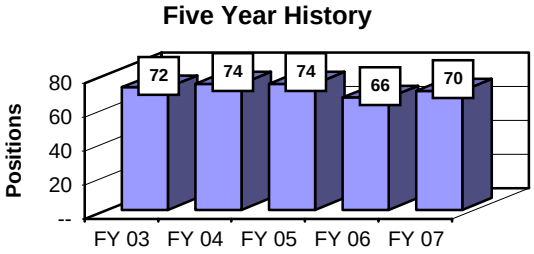

BUDGET HIGHLIGHTS

	Direct Cost	Positions
◆ Expense Account Adjustments	$ 699,684	--
◆ Additional Staff Resources	534,576	4

Recapitulation of Changes

	Adopted Budget 2005-06	Total Budget Changes	Budget Appropriation 2006-07
EXPENDITURES AND APPROPRIATIONS			
Salaries			
Salaries General	5,091,880	1,236,953	6,328,833
Salaries As-Needed	1,094,485	-	1,094,485
Total Salaries	6,186,365	1,236,953	7,423,318
Expense			
Printing and Binding	55,696	20,000	75,696
Travel	20,316	179,684	200,000
Contractual Services	128,340	500,000	628,340
Transportation	5,470	-	5,470
Legislative, Economic or Govt. Purposes	400	-	400
Contingent Expense	46,684	-	46,684
Office and Administrative	253,141	-	253,141
Operating Supplies	5,954	-	5,954
Total Expense	516,001	699,684	1,215,685
Equipment			
Furniture, Office and Technical Equipment	28,324	-	28,324
Total Equipment	28,324	-	28,324
Total Mayor	6,730,690	1,936,637	8,667,327
SOURCES OF FUNDS			
General Fund	6,419,118	2,009,637	8,428,755
Workforce Investment Act Fund (Sch. 22)	81,572	-	81,572
Prop. C Anti-Gridlock Transit Fund (Sch. 27)	155,000	2,000	157,000
Local Law Enforcement Block Grant Fund (Sch 45)	75,000	(75,000)	-
Total Funds	6,730,690	1,936,637	8,667,327
Percentage Change			28.77%
Positions	66	4	70

Office of the Mayor

The Mayor is the executive officer of the City, and exercises supervision over all of its affairs. The Mayor submits proposals and recommendations to the Council, approves or vetoes ordinances passed by the Council, and is active in the enforcement of the ordinances of the City.

Program Changes	Direct Cost	Positions	Total Cost
Changes in Salaries, Expense, Equipment and Special			
Obligatory Changes			
1 . **Salary Step Plan and Turnover Effect** Related costs consist of employee benefits. *SG $702,377* Related Costs: $178,123	702,377	-	880,500
Continuation of Services			
2 . **Expense Account Adjustments** Add funding for various expense accounts to address shortfalls in previous years. *EX $699,684*	699,684	-	699,684
Increased Services			
3 . **Additional Staff Resources** Add funding and regular authority for four positions which previously have been authorized on resolution authority. Related costs consist of employee benefits. *SG $534,576* Related Costs: $166,176	534,576	4	700,752
TOTAL OFFICE OF THE MAYOR	1,936,637	4	

2005-06 Program Budget	6,730,690	66
Changes in Salaries, Expense, Equipment and Special	1,936,637	4
2006-07 PROGRAM BUDGET	8,667,327	70

NEIGHBORHOOD EMPOWERMENT

2006-07 Proposed Budget

FUNDING

	2005-06 Estimated	2005-06 Budget	2006-07 PROPOSED Amount	%Change
Salaries	$ 3,322,000	$ 3,419,184	**$ 3,377,567**	(1.2)%
Expense	875,000	874,767	**964,300**	10.2%
Equipment	--	--	**--**	-- %
Special	13,000	13,475	**10,106**	(25.0)%
TOTAL	**$ 4,210,000**	**$ 4,307,426**	**$ 4,351,973**	1.0%

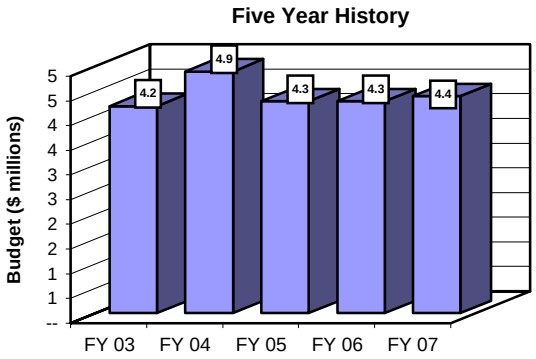

STAFFING

	June 30, 2006 Projected Staffing	2005-06 Adopted Budget	2006-07 PROPOSED Authorized Staffing	%Change
Regular	50	62	**50 ***	(19.4)%
Resolution	1	1	**--**	

*Seven Commissioner positions are moved from the total regular authority count to a separate category. See Neighborhood Empowerment Item 13.

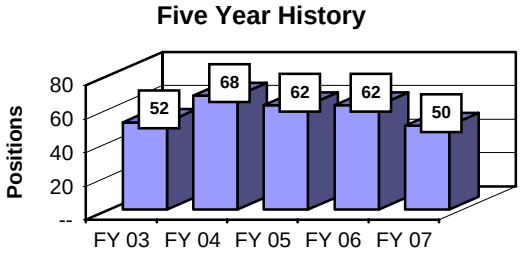

BUDGET HIGHLIGHTS

	Direct Cost	Positions
◆ Commission Staff Support	$ 72,552	1
◆ Special Events	60,000	--
◆ Field Operations Realignment	(126,078)	(5)
◆ Administrative Services Efficiency	(89,520)	(1)
◆ Neighborhood Council Formation	50,000	--

Recapitulation of Changes

	Adopted Budget 2005-06	Total Budget Changes	Budget Appropriation 2006-07
EXPENDITURES AND APPROPRIATIONS			
Salaries			
Salaries General	3,393,984	(61,617)	3,332,367
Overtime General	25,200	20,000	45,200
Total Salaries	3,419,184	(41,617)	3,377,567
Expense			
Printing and Binding	250,094	(10,094)	240,000
Contractual Services	405,500	153,600	559,100
Transportation	11,200	-	11,200
Office and Administrative	163,560	(11,960)	151,600
Operating Supplies	44,413	(42,013)	2,400
Total Expense	874,767	89,533	964,300
Special			
Communication Services	13,475	(3,369)	10,106
Total Special	13,475	(3,369)	10,106
Total Neighborhood Empowerment	4,307,426	44,547	4,351,973
SOURCES OF FUNDS			
Dept of Neighborhood Empowerment Fund (Sch. 18)	4,307,426	44,547	4,351,973
Total Funds	4,307,426	44,547	4,351,973
Percentage Change			1.03%
Positions	62	(12)	50

Neighborhood Empowerment

This program provides for the development of the neighborhood council plan and establishment of a citywide system of neighborhood councils in order to promote more citizen participation in government and make government more responsive to local needs.

Program Changes	Direct Cost	Positions	Total Cost
Changes in Salaries, Expense, Equipment and Special			
Obligatory Changes			
1 . **2006-07 Employee Compensation Adjustment** Related costs consist of employee benefits. *SG $106,201* Related Costs: $26,933	106,201	-	133,134
2 . **Salary Step Plan and Turnover Effect** Related costs consist of employee benefits. *SG $(55,711)* Related Costs: $(14,128)	(55,711)	-	(69,839)
3 . **Change in Number of Working Days** One less working day. Related costs consist of employee benefits. *SG $(13,335)* Related Costs: $(3,381)	(13,335)	-	(16,716)
4 . **Full Funding for Partially Financed Positions** Related costs consist of employee benefits. *SG $114,774* Related Costs: $29,107	114,774	-	143,881
Deletion of One-Time Services			
5 . **Deletion of Funding for Resolution Authorities** Delete funding for one resolution authority position. Due to the City's current financial constraints, only critical positions will be continued. Related costs consist of employee benefits. Continue: Commission Staff Support (One position) - See Item 6. *SG $(70,500)* Related Costs: $(17,879)	(70,500)	-	(88,379)
Continuation of Services			
6 . **Commission Staff Support** Continue funding and add regular position authority for one Commission Executive Assistant II position that has been on resolution authority for the past two years. The position supports the Board of Neighborhood Commissioners. Related costs consist of employee benefits. *SG $72,552* Related Costs: $26,052	72,552	1	98,604

Program Changes	Direct Cost	Positions	Total Cost
Changes in Salaries, Expense, Equipment and Special			
Increased Services			
7 . **Special Events** Increase funding for the two annual Congress of Neighborhoods and one annual Budget Day held for all neighborhood councils. Increase contractual services by $40,000. Increase overtime by $20,000 from $25,200 to $45,200. *SOT $20,000; EX $40,000*	60,000	-	60,000
8 . **Neighborhood Council Elections** Increase funding for a contract for neighborhood council election administration by $30,000 from $90,000 to $120,000. The Department contracts for these services because the Neighborhood Council Election Procedures approved by the City Council require neighborhood councils to use independent administrators rather than Department staff for their elections. There are approximately 90 neighborhood council elections every two years. *EX $30,000*	30,000	-	30,000
Efficiencies to Services			
9 . **Expense Account Efficiencies** Reduce funding in various expense accounts. Reduce printing expenses by $10,094 from $250,094 to $240,000 to reflect a reduced demand for printing services from neighborhood councils as they continue to receive their own funding. Reduce office and administrative expenses by $11,960 from $163,560 to $151,600 to reflect efficiencies. Reduce funding for photocopier leases by $8,413 from $42,013 to $33,600 to reflect reduced usage, and move the photocopier funding from the Operating Supplies account to the Contractual Services account to be consistent with City practice. Reduce communication services expenses by $3,369 from $13,475 to $10,106 to reflect a reduced need for these services. These reductions will have no impact on service levels. *SP $(3,369); EX $(30,467)*	(33,836)	-	(33,836)
10 . **Field Operations Realignment** Delete funding and regular position authority for one Chief Management Analyst who supervises neighborhood council field operations. These duties will be performed by the Senior Management Analyst II position that is intended to supervise this program but was unfunded pending the retirement of the Chief Management Analyst. Delete funding and position authorities for six part-time Program Aides who support the field staff. Add nine months of funding and position authorities for two Management Assistant positions to provide enhanced support and analysis for the field staff. Related costs consist of employee benefits. *SG $(126,078)* Related Costs: $(74,040)	(126,078)	(5)	(200,118)

Program Changes	Direct Cost	Positions	Total Cost
Changes in Salaries, Expense, Equipment and Special			
Efficiencies to Services			
11 . **Administrative Services Efficiency** Delete funding and regular position authority for one Senior Management Analyst I in the Administrative Services and Funding Division. This position is responsible for the supervision of facilities, personnel and support functions for the Department. These supervisory responsibilities will be transferred to the director of the Division. Related costs consist of employee benefits. *SG $(89,520)* Related Costs: $(30,360)	(89,520)	(1)	(119,880)
New Services			
12 . **Neighborhood Council Formation** Add funding for a contract to facilitate the establishment of neighborhood councils in areas of the City that currently are not within the boundaries of an existing neighborhood council. *EX $50,000*	50,000	-	50,000
Other Changes or Adjustments			
13 . **Creation of Commissioner Positions Category** Beginning in 2006-07, a new position category will be created for all part-time commissioners that is separate from the department's regular position authorities. This action will reduce the department's total regular count by the corresponding number of commissioners placed into the new category.	-	(7)	-
TOTAL NEIGHBORHOOD EMPOWERMENT	44,547	(12)	

2005-06 Program Budget	4,307,426	62
Changes in Salaries, Expense, Equipment and Special	44,547	(12)
2006-07 PROGRAM BUDGET	4,351,973	50

INDICATORS OF WORKLOAD

	ACTUAL 2000-01	ACTUAL 2001-02	ACTUAL 2002-03	ACTUAL 2003-04	ACTUAL 2004-05	ESTIMATE 2005-06	ESTIMATE 2006-07
Community Meetings Arranged and Conducted	25	300	960	3,672	4,692	-	-
NC Attendees at Community Meetings	1,170	10,000	12,000	14,400	15,840	-	-
NC Meeting Announcements Distributed	43,000	500,000	840,000	2,500,000	1,200,000	1,120,000	240,000
Neighborhood Organizations Contacted	120	3,000	2,000	2,400	1,800	1,620	1,458
Door to Door Public Outreach Contacts	300	10,000	2,000	1,600	1,280	-	-
Neighborhood Council Training Sessions Conducted	-	12	48	72	108	144	180
Public Service Announcements Made	2	50	100	120	60	-	-
Public Inquiries to Department:	-	-	-	-	-	32,714	35,985
Walk-in	300	450	900	1,200	1,800	-	-
Telephone	2,400	3,600	7,200	7,800	10,140	-	-
E-mail	1,000	1,500	2,880	12,132	12,000	-	-
Mail	500	1,000	1,200	1,800	5,800	-	-
Neighborhood Organizations in Database	1,000	50,000	75,000	80,000	66,000	42,000	41,000
Neighborhood Council Facilities Established	-	-	-	20	80	-	-
Community Access Centers Established	4	9	5	6	6	-	-
Neighborhood Councils Requesting Certification	-	40	75	90	12	-	-
Neighborhood Councils Certified	-	37	33	15	1	2	6
Neighborhood Council Elections Conducted	-	3	11	87	86	88	94
Neighborhood Council Offices Acquired/Leased	-	-	-	20	38	43	54

PERSONNEL DEPARTMENT

2006-07 Proposed Budget

FUNDING

	2005-06 Estimated	2005-06 Budget	2006-07 PROPOSED Amount	%Change
Salaries	$ 35,345,000	$ 35,388,466	**$ 36,576,569**	3.4%
Expense	24,698,000	24,876,517	**26,627,566**	7.0%
Equipment	228,000	79,239	**40,000**	(49.5)%
Special	1,705,000	1,684,331	**1,939,175**	15.1%
TOTAL	**$ 61,976,000**	**$ 62,028,553**	**$ 65,183,310**	5.1%

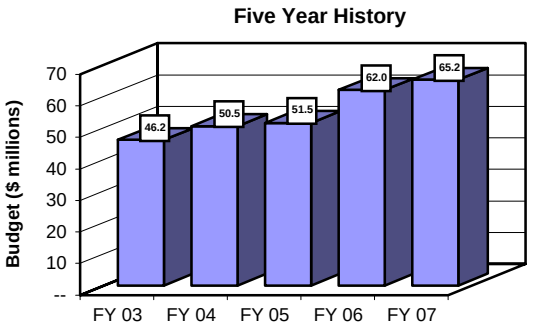

STAFFING

	June 30, 2006 Projected Staffing	2005-06 Adopted Budget	2006-07 PROPOSED Authorized Staffing	%Change
Regular	440	440	**435 ***	(1.1)%
Resolution	79	79	**91**	

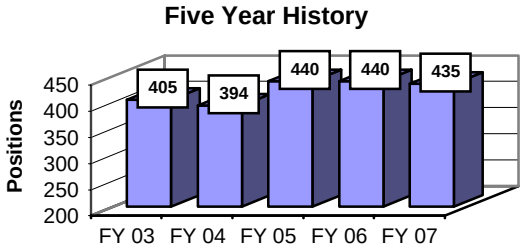

*Five Commissioner positions are moved from the total regular authority count to a separate category. See Personnel Item 31.

BUDGET HIGHLIGHTS

	Direct Cost	Positions
◆ Public Safety Bureau (48 resolution authorities)	$ 4,045,084	--
◆ Public Safety Recruitment (Five resolution authorities)	221,436	--
◆ Safe Neighborhood Action Plan (SNAP) (One resolution authority)	41,242	--
◆ Background Investigations (Five resolution authorities)	285,381	--
◆ Medical Services - LAPD Return-to-Work Program (One resolution authority)	112,632	--
◆ Efficient Medical Care	44,444	(1)
◆ Workers' Compensation Improvement Program (28 resolution authorities)	1,667,752	--
◆ Workers' Compensation Administration	82,536	1
◆ Work Place Violence Training	250,000	--
◆ Sexual Harassment Prevention Training	37,500	--
◆ CPI Adjustment for Third Party Administrator	432,500	--
◆ As-Needed Funding Increase	250,000	--
◆ Mandatory State Workers' Compensation Training	156,844	--

Recapitulation of Changes

	Adopted Budget 2005-06	Total Budget Changes	Budget Appropriation 2006-07
EXPENDITURES AND APPROPRIATIONS			
Salaries			
Salaries General	33,508,803	901,842	34,410,645
Grant Reimbursed	42,879	-	42,879
Salaries As-Needed	1,625,809	268,720	1,894,529
Overtime General	210,975	17,541	228,516
Total Salaries	35,388,466	1,188,103	36,576,569
Expense			
Printing and Binding	398,233	-	398,233
Travel	105,000	-	105,000
Contractual Services	21,830,572	1,720,000	23,550,572
Medical Supplies	533,959	(50,000)	483,959
Transportation	149,229	-	149,229
Oral Board Expense	23,000	-	23,000
Office and Administrative	1,833,524	84,049	1,917,573
Total Expense	24,873,517	1,754,049	26,627,566
Equipment			
Furniture, Office and Technical Equipment	79,239	(39,239)	40,000
Total Equipment	79,239	(39,239)	40,000
Special			
Training Expense	217,555	254,844	472,399
Employee Service Pins	7,200	-	7,200
Employee Transit Subsidy	1,459,576	-	1,459,576
Total Special	1,684,331	254,844	1,939,175
Total Personnel	62,025,553	3,157,757	65,183,310

Recapitulation of Changes

	Adopted Budget 2005-06	Total Budget Changes	Budget Appropriation 2006-07
SOURCES OF FUNDS			
General Fund	56,104,099	3,500,339	59,604,438
Mobile Source Air Poll. Reduction Fund (Sch. 10)	556,255	99,045	655,300
Sewer Operation & Maintenance (Sch. 14)	361,207	(25,998)	335,209
Workforce Investment Act Fund (Sch. 22)	42,879	(42,879)	-
City Employees Ridesharing Fund (Sch. 28)	2,388,363	-	2,388,363
VLF Gap Loan Financing Proceeds Fund (Sch 52)	2,372,750	(1,372,750)	1,000,000
Efficiency and Police Hires Fund (Sch. 53)	200,000	1,000,000	1,200,000
Total Funds	62,025,553	3,157,757	65,183,310
Percentage Change			5.09%
Positions	440	(5)	435

Changes Applicable to Various Programs

The following changes involve two or more budgetary programs. These changes are explained below and apportioned as single entries in the affected programs. Single-program changes are shown only in the programs involved.

Program Changes	Direct Cost	Positions	Total Cost
Changes in Salaries, Expense, Equipment and Special			
Obligatory Changes			
1 . **2006-07 Employee Compensation Adjustment** Related costs consist of employee benefits. *SG $877,159* Related Costs: $196,448	877,159	-	1,073,607
2 . **Salary Step Plan and Turnover Effect** Related costs consist of employee benefits. *SG $(1,233,009)* Related Costs: $(312,692)	(1,233,009)	-	(1,545,701)
3 . **Change in Number of Working Days** One less working day. Related costs consist of employee benefits. *SG $(110,136)* Related Costs: $(27,929)	(110,136)	-	(138,065)
Deletion of One-Time Services			
4 . **Deletion of Funding for Resolution Authorities** Delete funding for 79 resolution positions. Due to the City's current financial constraints, only critical positions will be continued. Related costs consist of employee benefits. Continued: Public Safety Bureau (48 positions) - See Item 9. Safe Neighborhood Action Plan (One position) - See Item 16. Workers' Compensation Improvement Program (28 positions) - See Item 22. Payroll System Replacement (PaySR) Program (One position) - See Item 23. Hyperion Ombudsman (One position) - See Item 24. *SG $(4,401,373)* Related Costs: $(1,116,184)	(4,401,373)	-	(5,517,557)
5 . **Deletion of 2005-06 Equipment** One-time funding for 2005-06 equipment purchases is deleted. *EQ $(79,239)*	(79,239)	-	(79,239)
TOTAL CHANGES APPLICABLE TO VARIOUS PROGRAMS	(4,946,598)	-	

Custody Care Services

This program provides medical screening, evaluation and first care treatment for persons in custody in City jails and in contract hospitals. Such care is required by State law and by court decision. (City employees injured on the job are included in the Occupational Health and Safety Program.)

Program Changes	Direct Cost	Positions	Total Cost
Changes in Salaries, Expense, Equipment and Special			
6 . **Apportionment of Changes Applicable to Various Programs** Related costs consist of employee benefits Related Costs: $(12,651)	(49,888)	-	(62,539)
Efficiencies to Services			
7 . **Efficient Medical Care** Add funding and position authority for three Medical Assistants, one Nurse Manager and one Medical Services Administrator to restructure the Medical Services Division for efficiency. The addition of these positions will be offset by the reduction of three Clerk Typists and three Correction Nurse III positions. Related costs consist of employee benefits. *SG $25,980; EX $18,464* Related Costs: $(1,080)	44,444	(1)	43,364
TOTAL CUSTODY CARE SERVICES	(5,444)	(1)	

2005-06 Program Budget	6,421,256	47
Changes in Salaries, Expense, Equipment and Special	(5,444)	(1)
2006-07 PROGRAM BUDGET	6,415,812	46

Public Safety Employment

This program provides for the recruitment and examination of qualified police and fire candidates: recruits and examines for entry level and promotional opportunities; performs background investigations; conducts pre-placement and duty fitness medical examinations; administrates application and examination protest and appeals; performs test validations; classifies positions; certifies candidates; and, insures the City maintains a sufficient pool of qualified and diverse recruits.

Program Changes	Direct Cost	Positions	Total Cost
Changes in Salaries, Expense, Equipment and Special			
8 . **Apportionment of Changes Applicable to Various Programs** Related costs consist of employee benefits Related Costs: $(776,170)	(3,090,480)	-	(3,866,650)
Continuation of Services			
9 . **Public Safety Bureau** Continue funding and resolution position authority for 48 positions in the Public Safety Bureau. The positions are critical to ensuring that a sufficient pool of candidates are available for both the Los Angeles Police and Fire Departments. Three positions are assigned to the Public Safety and Recruitment Division and the remaining 45 positions are assigned to the Background Investigations Division. Related costs consist of employee benefits. *SG $3,010,212; SOT $16,152; SAN $18,720; EX $1,000,000* Related Costs: $1,130,904	4,045,084	-	5,175,988
10 . **Advertising for Police Officer Recruitment** Continue funding in the amount of $2.2 million to advertise for the City's public safety recruitment program. This package continues the City's commitment to recruiting highly qualified police officers and reserve officers from diverse communities. Funding in the amount of $1 million is provided from the Vehicle License Fee Gap Loan Financing Proceeds and $1.2 million from the Efficiency Projects and Police Hiring Fund.	-	-	-
Increased Services			
11 . **Public Safety Recruitment** Add funding and resolution position authority for one Graphics Designer I and four Management Assistants to improve recruitment of qualified and diverse candidates for the Los Angeles Police and Fire Departments. These positions supplement existing resources and provide additional coordination of recruiting efforts. Related costs consist of employee benefits. *SG $221,436* Related Costs: $94,452	221,436	-	315,888

Program Changes	Direct Cost	Personnel Positions	Total Cost
Changes in Salaries, Expense, Equipment and Special			
Increased Services			
12 . **Background Investigations** Add funding and resolution authority for one Sr. Personnel Analyst, one Personnel Analyst, one Sr. Clerk Typist and two Clerk Typists to conduct and process additional background investigations for Police Officer and Firefighter recruits. Related costs consist of employee benefits. *SG $269,796; EX $15,585* Related Costs: $106,704	285,381	-	392,085
13 . **As-Needed Funding Increase** Increase funding to the As-Needed account to reflect an increasing use of this account in recent years to conduct background investigations for public safety personnel and to provide additional testing opportunities for prospective City employees. *SAN $250,000*	250,000	-	250,000
New Services			
14 . **Public Safety Technology Service Improvement** Add funding to purchase a scanner, terminal and related software to process examinations for Police Officer, Airport Police Officer, Port Police Officer and Special Officer. *EQ $40,000*	40,000	-	40,000
TOTAL PUBLIC SAFETY EMPLOYMENT	1,751,421	-	

2005-06 Program Budget	15,744,787	122
Changes in Salaries, Expense, Equipment and Special	1,751,421	-
2006-07 PROGRAM BUDGET	17,496,208	122

Personnel Selection

This program recruits and examines for entry level and promotional opportunities, performs test validations, classifies positions, certifies candidates, provides pre-placement and work fitness medical examinations, handles examination and application protests and appeals, and provides general employment support, including the maintenance of personnel records. These selection functions are for civilian candidates and employees.

Program Changes	Direct Cost	Positions	Total Cost
Changes in Salaries, Expense, Equipment and Special			
15 . **Apportionment of Changes Applicable to Various Programs** Related costs consist of employee benefits Related Costs: $(71,328)	(178,757)	-	(250,085)
Continuation of Services			
16 . **Safe Neighborhood Action Plan (SNAP)** Continue funding and resolution position authority for one Senior Personnel Analyst I to serve as the City SNAP Coordinator. The primary objective of the SNAP program is to provide economic opportunities for at-risk youth. Related costs consist of employee benefits. *SG $41,242* Related Costs: $18,108	41,242	-	59,350
Increased Services			
17 . **Deferred Compensation Administration** Add funding and resolution position authority for one Management Analyst to service the City's Deferred Compensation Plan. On December 20, 2005, the Board of Deferred Compensation Administration took action to approve this position and provide full funding from the Plan fees collected from the enrolled participants. *SG $55,524* Related Costs: $21,732	55,524	-	77,256
18 . **Mandatory Staff Training** Increase funding for training pursuant to Memorandum of Understanding 3 (Clerical Support Services) and 36 (Management Employee Association). *SP $98,000*	98,000	-	98,000
New Services			
19 . **Work Place Violence Training** Add funding for a comprehensive Citywide workplace violence training and prevention program. This program was approved on an interim basis in 2005-06 (C.F. 05-0495), and is expected to continue through 2006-07. Approximately 300 managers and 6,000 employees will receive training, on-site intervention and debriefing services annually. *EX $250,000*	250,000	-	250,000

Program Changes	Direct Cost	Personnel Positions	Total Cost
Changes in Salaries, Expense, Equipment and Special			
New Services			
20 . **Sexual Harassment Prevention Training** Add funding to the existing contract with National Seminars Group for Sexual Harassment Prevention Training (C-108565). These additional funds will allow the City to train new employees and offer refresher courses to previously trained employees as required by California Assembly Bill 1825 (AB 1825). AB 1825 requires the City to provide two hours of sexual harassment prevention training and education to all supervisory employees. *EX $37,500*	37,500	-	37,500
TOTAL PERSONNEL SELECTION	303,509	-	

2005-06 Program Budget	9,756,733	128
Changes in Salaries, Expense, Equipment and Special	303,509	-
2006-07 PROGRAM BUDGET	10,060,242	128

Personnel Management Services

This program counsels and arranges personnel reassignments, provides information and guidance on personnel rules and procedures, and provides employee development including training, service ratings and career service awards.

Program Changes	Direct Cost	Positions	Total Cost
Changes in Salaries, Expense, Equipment and Special			
21 . **Apportionment of Changes Applicable to Various Programs** Related costs consist of employee benefits Related Costs: $(390,787)	(1,590,321)	-	(1,981,108)
Continuation of Services			
22 . **Workers' Compensation Improvement Program** Continue funding and resolution position authority for 28 positions in the Workers' Compensation Division. The positions are essential to ensure aggressive case management and the expedient and efficient processing of employee workers' compensation claims. Related costs consist of employee benefits. *SG $1,667,752* Related Costs: $628,428	1,667,752	-	2,296,180
23 . **Payroll System Replacement (PaySR) Program** Continue funding and resolution position authority for one Senior Personnel Analyst I to support the PaySR Project. This position assists the PaySR Project Manager in incorporating human resource benefits information such as Civilian FLEX benefits and Police and Fire Health and Welfare into the new payroll system. Funding for this project is also provided in the Office of the Controller and the Information Technology Agency (see Controller Item 7 and Information Technology Agency Item 17). Related costs consist of employee benefits. *SG $84,096* Related Costs: $28,980	84,096	-	113,076
24 . **Hyperion Ombudsman** Continue funding and resolution position authority for one Senior Personnel Analyst II to serve as Ombudsman for employees at the Bureau of Sanitation Hyperion Wastewater Treatment Plant. Funding is provided from the Sewer Construction and Maintenance Fund. Related costs consist of employee benefits. *SG $100,339* Related Costs: $33,096	100,339	-	133,435
25 . **CPI Adjustment for Third Party Administrator** Increase funding to the Third Party Administrator contract (C-106701) as required by the terms of the contract and according to the United States City Average Consumer Price Index. *EX $432,500*	432,500	-	432,500

Program Changes	Direct Cost	Personnel Positions	Total Cost
Changes in Salaries, Expense, Equipment and Special			
Increased Services			
26 . **Rideshare Program Costs Increase** Increase funding to the Rideshare Program to pay for increasing salaries of positions that support the program. Funding is provided from the Mobile Source Air Pollution Reduction Trust Fund. Related costs consist of employee benefits. *SG $97,656; SOT $1,389* Related Costs: $24,766	99,045	-	123,811
27 . **Workers' Compensation Administration** Add funding and regular authority for one Sr. Management Analyst to oversee the fiscal operations of the Workers' Compensation Division. This position will also review the procedures and practices to ensure compliance with State requirements, and maximize opportunities for reducing. Related costs consist of employee benefits. *SG $82,536* Related Costs: $28,584	82,536	1	111,120
New Services			
28 . **Mandatory State Workers' Compensation Training** Add funding to provide State mandated training for workers' compensation claims adjusters. The California Insurance Commissioner is expected to issue new State regulations in 2006 that requires workers' claims adjusters complete 160 hours of training within 12 months. Worker Compensation Analysts, Senior Worker Compensation Analysts and Worker Compensation Claims Assistants will receive the required training based on experience and necessity. *SP $156,844*	156,844	-	156,844
Transfer of Services			
29 . **Medical Services - LAPD Return-to-Work Program** Add funding and continue resolution position authority for one Occupational Psychologist II to provide support for the Return-to-Work program for the Police Department (see Police Item 14). Related costs consist of employee benefits. *SG $112,632* Related Costs: $36,216	112,632	-	148,848
TOTAL PERSONNEL MANAGEMENT SERVICES	1,145,423	1	

2005-06 Program Budget	27,352,449	108
Changes in Salaries, Expense, Equipment and Special	1,145,423	1
2006-07 PROGRAM BUDGET	28,497,872	109

General Administration and Support

This program provides administrative support functions including Civil Service Commission operations, hearings, Department administration, administrative services, medical services administration and support and processing of unit determination petitions.

Program Changes	Direct Cost	Positions	Total Cost
Changes in Salaries, Expense, Equipment and Special			
30 . **Apportionment of Changes Applicable to Various Programs** Related costs consist of employee benefits Related Costs: $(9,422)	(37,152)	-	(46,574)
Other Changes or Adjustments			
31 . **Creation of Commissioner Positions Category** Beginning in 2006-07, a new position category will be created for all part-time commissioners that is separate from the department's regular position authorities. This action will reduce the department's total regular count by the corresponding number of commissioners placed into the new category.	-	(5)	-
TOTAL GENERAL ADMINISTRATION AND SUPPORT	(37,152)	(5)	

2005-06 Program Budget	2,750,328	35
Changes in Salaries, Expense, Equipment and Special	(37,152)	(5)
2006-07 PROGRAM BUDGET	2,713,176	30

INDICATORS OF WORKLOAD

	ACTUAL 2000-01	ACTUAL 2001-02	ACTUAL 2002-03	ACTUAL 2003-04	ACTUAL 2004-05	EST. 2005-06	EST. 2006-07
WORKERS' COMPENSATION							
Bill Review Savings	N/A	N/A	N/A	-	50%	50%	50%
Three Point Contact-New Claims	-	-	-	-	-	-	-
Contact w/in 24 hrs	N/A	N/A	N/A	N/A	75%	75%	75%
Contact w/in 48 hrs	N/A	N/A	N/A	N/A	95%	95%	95%
New Claims and Return Work Services	-	-	-	-	-	-	-
Statistical information of claims of loss of	-	-	-	-	-	-	-
productivity-placement on Intranet	-	-	-	-	-	-	-
after the close of the month	N/A	N/A	N/A	N/A	7 days	7 days	7 days
PUBLIC SAFETY							
Provide sufficient candidates to enable the LAPD & LAFD to conduct 100% of scheduled recruit training classes.	N/A	N/A	N/A	N/A	100%	100%	100%
Establish 100% of eligible lists for all LAPD sworn promotional positions & for those LAFD sworn promotional positions with continued turnover with 30 days of expiration of previous list.	N/A	N/A	N/A	N/A	100%	100%	100%
Establish 100% of eligible lists for those civilian public safety exams with continual turnover, both entry level & promotional, within 30 days of expiration of previous list.	N/A	N/A	N/A	N/A	100%	100%	100%
Complete 90% of those LAFD sworn promotional exams & civilian public safety exams with minimal turnover within 240 days from the date that the exam is requested & 80% of those with minimal turnover within 180 days from the date that the exam is requested.	N/A	N/A	N/A	N/A	90%	90%	90%
LAPD & LAFD candidates complete their pre-placement medical exams within three weeks from their initial appointment date.	N/A	N/A	N/A	N/A	80%	80%	80%
OTHER							
Discrimination/Complaint Investigations							
DFEH/EEOCC complete investigation	N/A	N/A	N/A	N/A	60 days	60 days	60 days
Internal investigations	N/A	N/A	N/A	N/A	120 days	120 days	120 days
EXAMINING							
Complete Exams w/in 120 days	N/A	N/A	N/A	N/A	50%	50%	50%
Complete Exams w/in 180 days	N/A	N/A	N/A	N/A	80%	80%	80%
On-line applications	N/A	N/A	N/A	N/A	50%	50%	50%
EMPLOYEE DEVELOPMENT							
Increase in the number of employees trained	N/A	N/A	N/A	N/A	10%	10%	10%
CORRECTIONAL CARE SERVICES AT CITY JAIL DISPENSARIE							
Reduce the number of non-medically substantiated intake evaluations (to improve efficiency & officer downtime)	N/A	N/A	N/A	N/A	10%	10%	10%

CITY PLANNING DEPARTMENT

2006-07 Proposed Budget

FUNDING

	2005-06 Estimated	2005-06 Budget	2006-07 PROPOSED Amount	%Change
Salaries	$ 21,124,000	$ 20,647,563	**$ 21,628,065**	4.7%
Expense	2,328,000	2,334,681	**2,882,189**	23.5%
Equipment	161,000	161,050	**321,166**	99.4%
Special	--	--	**--**	-- %
TOTAL	**$ 23,613,000**	**$ 23,143,294**	**$ 24,831,420**	7.3%

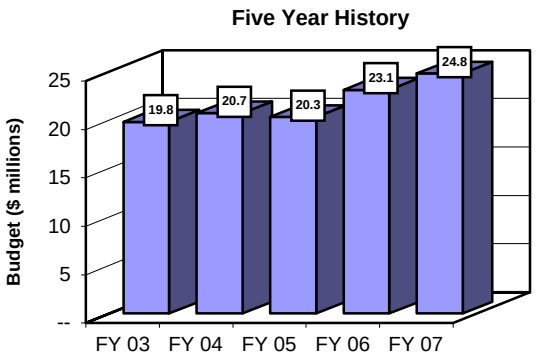

STAFFING

	June 30, 2006 Projected Staffing	2005-06 Adopted Budget	2006-07 PROPOSED Authorized Staffing	%Change
Regular	280	306	**271 ***	(11.4)%
Resolution	27	64	**56**	

*Fifty-four Commissioner positions are moved from the total regular authority count to a separate category. See Planning Item 29.

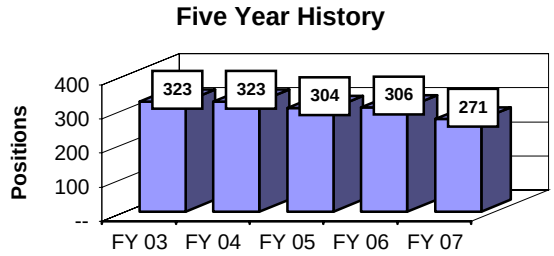

BUDGET HIGHLIGHTS

	Direct Cost	Positions
◆ Historic Preservation Overlay Zones	$ 153,552	2
◆ Office of Historic Resources (Three resolution authorities)	434,772	2
◆ Housing Development Central Unit	166,119	2
◆ Community Plan Updates	383,880	5
◆ Interim Control Ordinances (Four resolution authorities)	307,104	--
◆ Civic Center Master Plan	150,000	--
◆ Continued Expedited Case Processing (37 resolution authorities)	--	--
◆ New Expedited Case Processing (Seven resolution authorities)	--	--
◆ Zone Information and Map Access System	1,282,798	4
◆ Planning Document Information System	407,564	2
◆ Case Condition Clearance and Tracking System	332,610	1
◆ Planning Case Tracking System	424,420	--
◆ Geographical Informational System Technology (Two resolution authorities)	156,938	--

Recapitulation of Changes

	Adopted Budget 2005-06	Total Budget Changes	Budget Appropriation 2006-07
EXPENDITURES AND APPROPRIATIONS			
Salaries			
Salaries General	20,443,063	980,502	21,423,565
Salaries As-Needed	20,000	-	20,000
Overtime General	184,500	-	184,500
Total Salaries	20,647,563	980,502	21,628,065
Expense			
Printing and Binding	57,417	-	57,417
Construction Expense	1,000	(1,000)	-
Contractual Services	1,823,450	257,220	2,080,670
Transportation	1,735	-	1,735
Governmental Meetings	2,680	(2,680)	-
Office and Administrative	239,985	325,998	565,983
Operating Supplies	208,414	(32,030)	176,384
Total Expense	2,334,681	547,508	2,882,189
Equipment			
Furniture, Office and Technical Equipment	161,050	160,116	321,166
Total Equipment	161,050	160,116	321,166
Total Planning	23,143,294	1,688,126	24,831,420

SOURCES OF FUNDS

General Fund	19,102,167	748,087	19,850,254
Stormwater Pollution Abatement Fund (Sch. 7)	74,475	997	75,472
Community Development Trust Fund (Sch. 8)	222,083	(12,474)	209,609
HOME Invest. Partnerships Program Fund (Sch. 9)	57,305	837	58,142
Sewer Operation & Maintenance (Sch. 14)	105,636	2,493	108,129
City Planning Systems Develop. Fund (Sch. 29)	3,261,717	715,041	3,976,758
Bldg and Safety Enterprise Fund (Sch. 40A)	319,911	233,145	553,056
Total Funds	23,143,294	1,688,126	24,831,420
Percentage Change			7.29%
Positions	306	(35)	271

Changes Applicable to Various Programs

The following changes involve two or more budgetary programs. These changes are explained below and apportioned as single entries in the affected programs. Single-program changes are shown only in the programs involved.

Program Changes	Direct Cost	Positions	Total Cost
Changes in Salaries, Expense, Equipment and Special			
Obligatory Changes			
1 . **2006-07 Employee Compensation Adjustment** Related costs consist of employee benefits. *SG $581,724* Related Costs: $147,526	581,724	-	729,250
2 . **Salary Step Plan and Turnover Effect** Related costs consist of employee benefits. *SG $(136,416)* Related Costs: $(34,595)	(136,416)	-	(171,011)
3 . **Change in Number of Working Days** One less working day. Related costs consist of employee benefits. *SG $(73,042)* Related Costs: $(18,523)	(73,042)	-	(91,565)
Deletion of One-Time Services			
4 . **Deletion of Funding for Resolution Authorities** Delete funding for 64 resolution authority positions. Due to the City's current financial constraints, only critical positions will be continued. Related costs consist of employee benefits. Continued: Historic Preservation Overlay Zones (Two positions) - See Item 8. Office of Historic Resources (Five positions) - See Item 9. Housing Development Central Unit (Two positions) - See Item 10. Community Plan Updates (Five positions) - See Item 11. Interim Control Ordinances (Four positions) - See Item 12. Continued Expedited Case Processing (37 positions) - See Item 18. Zone Information and Map Access System (Four positions) - See Item 21. Planning Document Information System (Two positions) - See Item 22. Case Condition Clearance and Tracking System (One position) - See Item 23. Website Maintenance (One position) - See Item 24. *SG $(1,765,739)* Related Costs: $(447,792)	(1,765,739)	-	(2,213,531)
5 . **Deletion of One-Time Expense Funding** One-time funding for 2005-06 expenses is deleted. *EX $(1,331,196)*	(1,331,196)	-	(1,331,196)
6 . **Deletion of 2005-06 Equipment** One-time funding for 2005-06 equipment purchases is deleted. *EQ $(161,050)*	(161,050)	-	(161,050)
TOTAL CHANGES APPLICABLE TO VARIOUS PROGRAMS	(2,885,719)	-	

Comprehensive Planning

This program prepares and maintains the City's General Plan which is a comprehensive declaration of purposes, policies and programs for the development of the City.

Program Changes	Direct Cost	Positions	Total Cost
Changes in Salaries, Expense, Equipment and Special			
7 . **Apportionment of Changes Applicable to Various Programs** Related costs consist of employee benefits Related Costs: $(264,718)	(1,063,190)	-	(1,327,908)
Continuation of Services			
8 . **Historic Preservation Overlay Zones** Continue funding and add regular position authority for two City Planning Associate positions that have been on resolution authority for the past year to process new and existing Historic Preservation Overlay Zone (HPOZ) cases. These positions will assist the Department in processing the large number of cases arising due to existing HPOZs, as well as making staff available to process new HPOZ plans. Related costs consist of employee benefits. *SG $153,552* Related Costs: $54,264	153,552	2	207,816
9 . **Office of Historic Resources** Continue funding and add regular position authority for two Architectural Associate II positions that have been on resolution authority for the past year, continue one Principal City Planner and one Commission Executive Assistant II on resolution position authority, and add one Management Analyst II on resolution position authority for the Office of Historic Resources. As an independent office within the Community Planning Bureau, this Office provides a strong focus on historic preservation efforts and ensure clear public access to City historic resources services. Additionally, the Office serves as a Citywide clearinghouse for information on and incentives for preservation activities. Related costs consist of employee benefits. *SG $434,772* Related Costs: $148,524	434,772	2	583,296
10 . **Housing Development Central Unit** Continue funding and add regular position authority for one City Planner and one City Planning Associate positions that have been on resolution authority for the past two years. This unit combines the resources to facilitate home ownership and rental housing development, with an emphasis on City-owned surplus sites. The Housing Department is the lead agency. The Planning Department provides complementary resources. Funding is provided from the Community Development Trust Fund and the Home Investment Partnerships Program Fund (See Housing Item 29). Related costs consist of employee benefits. *SG $166,119* Related Costs: $57,444	166,119	2	223,563

Program Changes	Direct Cost	Positions	Total Cost
Changes in Salaries, Expense, Equipment and Special			
Continuation of Services			
11 . **Community Plan Updates** Continue funding and add regular position authority for five City Planning Associate positions that have been on resolution authority for the past year to update Community Plans and Transit Station Plans, and to perform projects related to a recently adopted Community Plan Update. Related costs consist of employee benefits. *SG $383,880* Related Costs: $135,660	383,880	5	519,540
12 . **Interim Control Ordinances** Continue funding and resolution position authority for four City Planning Associates to address workload associated with specific plans, code amendments, and Interim Control Ordinances (ICOs). Related costs consist of employee benefits. *SG $307,104* Related Costs: $108,528	307,104	-	415,632
13 . **San Pedro Downtown/Waterfront Plan** Continue funding and resolution position authority for one City Planning Associate to provide professional planning services related to the Port of Los Angeles (POLA) Downtown/Waterfront Plan for San Pedro for a period of one year (C.F. 05-0516). Working with the Community Redevelopment Agency (CRA) staff, the planning services provided under the proposed Cooperation Agreement will facilitate development projects by identifying and processing the necessary City approvals, including zone changes and other entitlements. This position is fully reimbursed by CRA. Related costs consist of employee benefits. *SG $76,776* Related Costs: $27,132	76,776	-	103,908
14 . **Sunland-Tujunga Interim Control Ordinance** Continue funding and resolution position authority for one City Planning Associate relative to an Interim Control Ordinance (ICO) which imposes interim regulations on construction of residential structures within the Sunland-Tujunga area for a period of one year (C.F. 04-2085-S1). This position is responsible for preparing a Single Family Overlay (SFO) Ordinance, which is a low-density residential ordinance that controls Floor-Area Ratio (FAR), lot coverage, height, and possible setbacks. Related costs consist of employee benefits. *SG $76,776* Related Costs: $27,132	76,776	-	103,908

Program Changes	Direct Cost	Positions	Total Cost
Changes in Salaries, Expense, Equipment and Special			
Continuation of Services			
15 . **Fletcher Square Interim Control Ordinance** Continue funding and resolution position authority for one City Planning Associate relative to an Interim Control Ordinance (ICO) which imposes interim regulations for the issuance of demolition and building permits for a commercial portion of the proposed Glassell Park/Cypress Park Community Design Overlay (CDO) District known as Fletcher Square for a period of one year (C.F. 03-0318-S1; Ordinance No. 176363). This position will assist in the preparation of the Fletcher Square ICO follow-up program, which includes the CDO for Glassell Park/Cypress Park community plan update. Related costs consist of employee benefits. *SG $76,776* Related Costs: $27,132	76,776	-	103,908
New Services			
16 . **Civic Center Master Plan** Add funding to the Contractual Services account to initiate the development of the City's Civic Center Master Plan to address the increase in public and private investment in Little Tokyo, Union Station and other surrounding Civic Center areas. This initiative will assess the emergence of mixed-use and high-rise housing developments, new public safety facilities, public transportation investments, as well as historic considerations as it relates to the City's property holdings in the immediate area. *EX $150,000*	150,000	-	150,000
TOTAL COMPREHENSIVE PLANNING	762,565	11	

2005-06 Program Budget	8,565,681	88
Changes in Salaries, Expense, Equipment and Special	762,565	11
2006-07 PROGRAM BUDGET	9,328,246	99

Project Planning

This program is supported by revenue and is responsible for the control of public and private land use which is exercised through administrative and quasi-judicial decisions and determinations of zoning, subdivision and other land use plans to assure development of the City consistent with the purpose and intent of the General Plan.

Program Changes	Direct Cost	Positions	Total Cost
Changes in Salaries, Expense, Equipment and Special			
17 . **Apportionment of Changes Applicable to Various Programs** Related costs consist of employee benefits Related Costs: $24,064	94,892	-	118,956
Continuation of Services			
18 . **Continued Expedited Case Processing** Continue resolution authority for 37 positions for Expedited Case Processing. This program provides expedited processing of Planning Department case work and discretionary actions to those applicants willing to pay the additional fees. Currently, the Department is only expediting housing applications and has entitled over 16,000 housing units since January 2004. This program is fully reimbursed by the Planning Department Expedited Permit Trust Fund. Related costs consist of employee benefits. Related Costs: $1,005,480	-	-	1,005,480
Increased Services			
19 . **New Expedited Case Processing** Add resolution authority for seven positions for Expedited Case Processing. This program provides expedited processing of Planning Department case work and discretionary actions to those applicants willing to pay the additional fees. Additional staffing will fully meet the demand for this service by expanding the number and type of cases that are accepted for expediting, such as commercial and industrial projects. This program is fully reimbursed by the Planning Department Expedited Permit Trust Fund. Related costs consist of employee benefits. Related Costs: $147,285	-	-	147,285
TOTAL PROJECT PLANNING	94,892	-	

2005-06 Program Budget	6,323,342	78
Changes in Salaries, Expense, Equipment and Special	94,892	-
2006-07 PROGRAM BUDGET	6,418,234	78

Mapping and Systems Support

Program Changes	Direct Cost	Positions	Total Cost
Changes in Salaries, Expense, Equipment and Special			
20 . **Apportionment of Changes Applicable to Various Programs** Related costs consist of employee benefits Related Costs: $(140,189)	(2,025,695)	-	(2,165,884)
Continuation of Services			
21 . **Zone Information and Map Access System** Continue funding and add regular position authority for one Database Architect, one Geographic Information System (GIS) Specialist, one GIS Supervisor II and one Management Analyst II positions that have been on resolution authority for the past nine years to provide ongoing data maintenance and support of the Zone Information and Map Access System (ZIMAS). The Department will continue to update and maintain the ZIMAS database and coordinate data sharing activities with other City departments. Funding is provided for the following enhancements: Aerial Imagery Management System, ArcSDE Database Synchronization, ZIMAS Backup Data Center and Mobile GIS Pilot. Funding is also provided for contract programming, technology support services, software maintenance, GIS and Systems training, software and equipment. Funding is provided from the City Planning Systems Development Trust Fund and the Building and Safety Building Permit Enterprise Fund. Related costs consist of employee benefits. *SG $311,676; EX $735,070; EQ $236,052* Related Costs: $109,656	1,282,798	4	1,392,454
22 . **Planning Document Information System** Continue funding and add regular position authority for one Senior Systems Analyst I and one Senior Clerk Typist positions that have been on resolution authority for the past six years for Planning Document Information System to build additional capabilities to enhance system efficiency and usefulness. Funding is also provided for contractual services to modify and develop the system, software maintenance, software, office and technical equipment. Funding is provided from the City Planning Systems Development Trust Fund. Related costs consist of employee benefits. *SG $134,304; EX $258,260; EQ $15,000* Related Costs: $49,368	407,564	2	456,932

Program Changes	Direct Cost	Positions	Planning Total Cost
Changes in Salaries, Expense, Equipment and Special			
Continuation of Services			
23 . **Case Condition Clearance and Tracking System** Continue funding and add regular position authority for one Systems Analyst II position that has been on resolution authority for the past year to maintain and support the Case Condition Clearance Tracking System (CCCTS) components developed in 2005-06 and for Phase 2 of the project. Funding is provided for the following enhancements: Integration of Database with the Automated Decision Letter Workflow Application, Integration with the Zone Information and Map Access System (ZIMAS) and the Planning Case Tracking System (PCTS), and Development of a Web-Based CCCTS Component for Internet Access. Funding is also provided for contract programming and software maintenance. Funding is provided from the City Planning Systems Development Trust Fund. Related costs consist of employee benefits. *SG $71,760; EX $260,850* Related Costs: $25,860	332,610	1	358,470
24 . **Website Maintenance** Continue funding and add regular position authority for one Systems Analyst II position that has been on resolution authority for the past year to maintain and update the Department website. Information regarding the City General Plan, zoning, historic preservation, entitlement and California Environmental Quality Act processes and Certified Neighborhood Council are available to the public on the website. Funding is provided from the City Planning Systems Development Trust Fund. Related costs consist of employee benefits. *SG $71,760* Related Costs: $25,860	71,760	1	97,620
Increased Services			
25 . **Planning Case Tracking System** Add funding for expense and equipment for the continued maintenance, support and enhancements for the Planning Case Tracking System (PCTS). The Department uses PCTS to process approximately 6,000 entitlement cases annually. Funding is provided for contract programming, software maintenance, software, and equipment. Funding is provided from the City Planning Systems Development Trust Fund. *EX $394,420; EQ $30,000*	424,420	-	424,420

Program Changes	Direct Cost	Positions	Planning Total Cost
Changes in Salaries, Expense, Equipment and Special			
Increased Services			
26 . **Geographical Informational System Technology** Add nine months funding and resolution position authority for one Geographic Informational System (GIS) Chief for data support and one GIS Supervisor I for web/GIS coordination. The GIS Chief will provide management and technical oversight for automation and maintenance of GIS data, mapping service and tools required to facilitate the City's effort in setting Citywide growth and development policies. The GIS Supervisor I will coordinate, develop and manage the Planning Web Site to ensure the quality and accuracy of information and the effective integration of GIS and systems technologies for enhanced delivery of Planning web services to the customers. Funding is provided from the City Planning Systems Development Trust Fund and the Building and Safety Building Permit Enterprise Fund. Part of the funding for the GIS Supervisor I position is counted as matching funds for the Getty Grant. Related costs consist of employee benefits. *SG $108,720; EX $27,104; EQ $21,114* Related Costs: $39,051	156,938	-	195,989
Other Changes or Adjustments			
27 . **Standard Equipment Replacement** Add funding for equipment to replace a total of 30 personal computers (PCs) and monitors, three color laserjet printers and one production server. This is the third year of the recommended five-year PC replacement program for the Planning Department. Funding is provided from the City Planning Systems Development Trust Fund. *EX $53,000; EQ $19,000*	72,000	-	72,000
TOTAL MAPPING AND SYSTEMS SUPPORT	722,395	8	

2005-06 Program Budget	5,484,391	51
Changes in Salaries, Expense, Equipment and Special	722,395	8
2006-07 PROGRAM BUDGET	6,206,786	59

General Administration and Support

This program is responsible for the control and management of the City Planning Department, including the administration of its internal affairs, systems management and development, staff support to operating programs and the holding of Commission meetings.

Program Changes	Direct Cost	Positions	Total Cost
Changes in Salaries, Expense, Equipment and Special			
28 . **Apportionment of Changes Applicable to Various Programs** Related costs consist of employee benefits Related Costs: $27,459	108,274	-	135,733
Other Changes or Adjustments			
29 . **Creation of Commissioner Positions Category** Beginning in 2006-07, a new position category will be created for all part-time commissioners that is separate from the department's regular position authorities. This action will reduce the department's total regular count by the corresponding number of commissioners placed into the new category.	-	(54)	-
TOTAL GENERAL ADMINISTRATION AND SUPPORT	108,274	(54)	

2005-06 Program Budget	2,769,880	89
Changes in Salaries, Expense, Equipment and Special	108,274	(54)
2006-07 PROGRAM BUDGET	2,878,154	35

INDICATORS OF WORKLOAD

	ACTUAL 2000-01	ACTUAL 2001-02	ACTUAL 2002-03	ACTUAL 2003-04	ACTUAL 2004-05	EST. 2005-06	EST. 2006-07
COMPREHENSIVE PLANNING PROGRAM							
Citywide Planning Element							
Administrative Projects	500	250	250	330	300	330	370
General Plan Element Milestones	8	7	7	11	10	11	12
Information Requests	500	250	250	330	300	330	380
Special Studies and Reports	10	10	10	11	10	11	11
Task Forces and Committees	175	175	175	165	150	165	185
Community Planning Element							
Community Plans	7,478	9,433	4,800	12,575	8,000	10,000	12,000
Valley Public Counter	21,616	22,008	18,000	27,654	21,000	24,000	26,000
Planning Hearings Element							
Plan Approvals/Monitoring/Site Plan Review/ Consistency	4,400	5,309	4,500	8,147	5,500	6,600	7,300
Hearing Examiner Cases	1,861	2,799	1,800	5,113	3,500	4,000	4,500
PROJECT PLANNING PROGRAM							
Case Management Element							
Pre-Entitlement Cases Handled	147	300	230	440	190	450	250
Entitlement Cases Handled	147	200	230	278	130	300	170
Post-Entitlement Cases Handled	40	35	40	75	25	50	50
Zoning Administration Element							
Variances	269	211	300	227	221	250	250
Conditional Use	458	467	500	367	387	500	500
Revocations/Modifications	7	6	25	43	44	40	40
Public Counter Sign-Offs	22,574	23,000	23,000	25,850	27,500	25,000	25,000
Other Zoning Administration Actions	1,218	1,222	1,250	1,123	1,277	1,200	1,200
Code Simplification Element							
Code Simplification Revisions Completed	1	1	1	6	6	4	4
Code Study Revisions Completed	14	15	20	9	14	6	6
Policy Revisions Completed	6	-	2	2	6	2	2
Post Commission Revision Activity Completed	5	7	15	10	10	10	10
Subdivision/EIR Review Element							
Tentative Tracts	190	196	200	485	464	599	500
Parcel Maps	125	115	120	222	360	308	390
Subdivision/Parcel Map Related Actions	995	1,000	1,018	386	405	600	450
Ministerial Activities	24	20	22	396	399	450	450
Preliminary EIR Activities	540	667	567	938	1,058	950	1,158
Final Environmental Review	5	15	20	29	44	25	48
Hours of Public Information / Sign-Offs	3,600	6,966	7,300	11,664	14,337	11,000	15,000
GENERAL ADMINISTRATION AND SUPPORT PROGRAM							
General Administration and Support Element							
Purchasing Documents Processed	1,665	1,700	1,700	1,700	1,700	1,700	1,700
Inventory Requests	1	1	1	1	1	1	1
Special Fund Billing Transactions	240	250	250	250	500	650	720
Supply Requisitions Filled	688	700	750	700	700	700	700
Invoices Processed for Payment	1,103	1,200	1,200	1,200	1,200	1,200	1,200
Financial Reports Prepared	557	550	550	550	550	550	550
Fee Revenue Reports[1]	12	10	12	-	-	1	1
Department Reports	325	298	350	290	285	290	290

INDICATORS OF WORKLOAD (Continued)

	ACTUAL 2000-01	ACTUAL 2001-02	ACTUAL 2002-03	ACTUAL 2003-04	ACTUAL 2004-05	EST. 2005-06	EST. 2006-07
GENERAL ADMINISTRATION AND SUPPORT PROGRAM (Continued)							
External Communications & Reports	355	318	375	315	316	315	315
FMIS Reports	43	38	45	45	40	50	50
Contracts Administered	325	298	350	290	250	290	250
Major Project Trust Fund Coordination[2]	190	194	228	-	-	-	-
Property Management Requests	850	425	500	405	400	405	420
Budget Analysis and Information Reports Performed	200	174	205	180	175	180	180
Case Files Processed	2,699	2,118	3,000	2,169	3,788	3,720	3,720
Case Files Requested	10,994	10,650	10,000	11,147	11,806	11,955	12,000
Customers Served[3]	6,244	5,935	6,500	5,585	5,937	5,811	5,800
Cases Microfilmed[4]	641	248	2,500	1,981	6,841	7,800	7,800
Notices, Agendas, Miscellaneous Mailing	110,370	116,825	110,500	4,109	2,858	2,500	2,500
Customers Served[5]	1,646	1,604	1,900	1,253	1,350	1,100	1,100
Publications Distributed	2,095	2,128	2,000	1,057	900	900	900
Special Assignments Completed	330	377	330	359	375	375	375
Document Pages Completed[6]	27,818	11,603	20,000	-	-	-	-
Zoning Code Updates[7]	1,538	240	1,100	-	-	-	-
Technical Support Element							
CDBG Services	3,173	1,383	2,000	1,383	592	1,500	1,500
GIS/Cartographic Maps Completed[8]	6,900	11,085	13,191	-	-	-	-
Cartographic Services	-	-	-	7,380	10,000	8,000	15,000
GIS Data Updates	-	-	-	16,815	19,500	15,200	30,000
GIS Data Conversions[9]	-	-	-	2,091	21,500	204	25,000
GIS Product Services Complete	3,877	3,872	4,000	3,278	2,242	3,500	3,500
Special Systems Reports and Projects Completed	3	3	3	3	-	1	2
Personnel							
Reports Generated	967	1,566	1,200	12,154	14,450	13,000	15,000
Employee Status Change Documents	318	299	263	403	525	450	550
Training	233	184	500	163	190	200	190
Certification Interviews	284	217	320	103	110	90	110

[1] Projects phased out.

[2] Projects phased out.

[3] Automated Records

[4] Microfilming work has been replaced with document imaging (PDIS).

[5] Central Publications

[6] Decreased due to reduced staffing in 2004-05.

[7] Decreased due to reduced staffing in 2004-05.

[8] This workload indicator has been divided into three new items: Cartographic Services, GIS Data Updates and GIS Data Conversion.

[9] Number of areas changed instead of the previously reported number of map tiles.

POLICE DEPARTMENT

2006-07 Proposed Budget

FUNDING

	2005-06 Estimated	2005-06 Budget	2006-07 PROPOSED Amount	%Change
Salaries	$ 1,073,999,000	$ 1,045,427,237	**$ 1,126,535,298**	7.8%
Expense	46,315,000	43,585,862	**41,679,737**	(4.4)%
Equipment	24,059,000	23,097,889	**20,919,442**	(9.4)%
Special	--	--	**--**	-- %
TOTAL	**$ 1,144,373,000**	**$ 1,112,110,988**	**$ 1,189,134,477**	6.9%

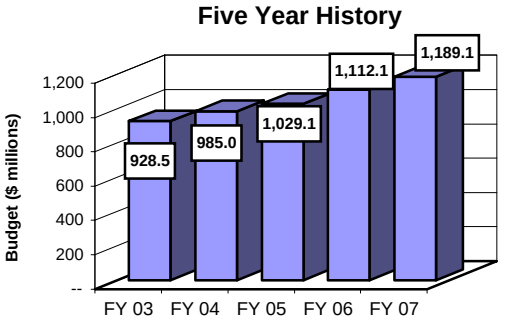

STAFFING*

	June 30, 2006 Projected Staffing	2005-06 Adopted Budget	2006-07 PROPOSED Authorized Staffing	%Change
Sworn	9,350	10,245	**10,378**	1.3%
Civilian	3,150	3,678	**3,686 ****	0.2%
Total	12,500	13,923	**14,064**	1.0%

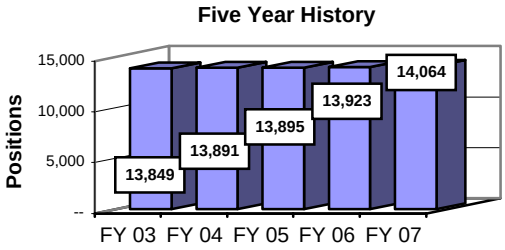

*Includes regular and resolution authority positions. **Twelve Commissioner positions are moved from the total regular authority count to a separate category. See Police Item 42.

BUDGET HIGHLIGHTS

	Direct Cost	Positions
◆ Replacement Vehicles	$ 15,457,204	--
◆ LAX Overtime Funding	12,000,000	--
◆ Police Hiring	9,324,635	--
◆ Transfer of Petroleum Purchasing	(7,131,453)	(1)
◆ Sworn Overtime	4,452,000	--
◆ Technology	4,378,008	--
◆ In-Car Video	2,500,000	--
◆ HACLA Supplemental Police Services	2,000,000	--
◆ Homeland Security Enhancement - Phase One	1,346,152	73
◆ Homeland Security Enhancement - Phase Two	892,208	50
◆ Communications Systems Maintenance	443,000	--
◆ Lead Abatement at Firearms Ranges	334,000	--
◆ Force Investigation Division	296,352	13
◆ Cold Case Unit	218,996	7

Recapitulation of Changes

	Adopted Budget 2005-06	Total Budget Changes	Budget Appropriation 2006-07
EXPENDITURES AND APPROPRIATIONS			
Salaries			
Salaries General	184,191,076	7,084,996	191,276,072
Salaries Sworn	793,322,021	56,321,065	849,643,086
Sworn Bonuses	702,927	-	702,927
Salaries As-Needed	1,224,421	-	1,224,421
Overtime General	5,718,792	-	5,718,792
Overtime Sworn	58,768,000	17,702,000	76,470,000
Accumulated Overtime	1,500,000	-	1,500,000
Total Salaries	1,045,427,237	81,108,061	1,126,535,298
Expense			
Printing and Binding	1,382,674	(38,655)	1,344,019
Travel	607,285	-	607,285
Ammunition and Tear Bombs	1,705,399	303,763	2,009,162
Contractual Services	12,473,143	863,018	13,336,161
Field Equipment Expense	6,474,021	48,445	6,522,466
Institutional Supplies	976,801	-	976,801
Petroleum Products	6,981,825	(6,981,825)	-
Traffic and Signal	121,008	-	121,008
Transportation	74,520	-	74,520
Secret Service	533,060	-	533,060
Uniforms	3,516,578	(117,887)	3,398,691
Reserve Officer Expense	480,790	-	480,790
Office and Administrative	6,277,783	4,218,738	10,496,521
Operating Supplies	1,980,975	(201,722)	1,779,253
Total Expense	43,585,862	(1,906,125)	41,679,737
Equipment			
Furniture, Office and Technical Equipment	4,599,669	(3,765,181)	834,488
Transportation Equipment	17,624,490	(153,536)	17,470,954
Other Operating Equipment	873,730	1,740,270	2,614,000
Total Equipment	23,097,889	(2,178,447)	20,919,442
Total Police	1,112,110,988	77,023,489	1,189,134,477

Recapitulation of Changes

	Adopted Budget 2005-06	Total Budget Changes	Budget Appropriation 2006-07
SOURCES OF FUNDS			
General Fund	1,060,663,391	62,678,920	1,123,342,311
Local Public Safety Fund (Sch. 17)	28,153,000	10,205,692	38,358,692
Supplemental Law Enf Services Fund (Sch. 46)	8,140,000	(2,340,000)	5,800,000
VLF Gap Loan Financing Proceeds Fund (Sch 52)	14,193,397	6,648,088	20,841,485
Efficiency and Police Hires Fund (Sch. 53)	961,200	(169,211)	791,989
Total Funds	1,112,110,988	77,023,489	1,189,134,477
Percentage Change			6.93%
Positions	13,832	162	13,994

Changes Applicable to Various Programs

The following changes involve two or more budgetary programs. These changes are explained below and apportioned as single entries in the affected programs. Single-program changes are shown only in the programs involved.

Program Changes	Direct Cost	Positions	Total Cost
Changes in Salaries, Expense, Equipment and Special			
Obligatory Changes			
1 . **2006-07 Employee Compensation Adjustment** Related costs consist of employee benefits. *SG $5,844,985* Related Costs: $1,482,288	5,844,985	-	7,327,273
2 . **Salary Step Plan and Turnover Effect** Related costs consist of employee benefits. *SG $1,511,375; SW $51,376,720* Related Costs: $11,636,945	52,888,095	-	64,525,040
3 . **Change in Number of Working Days** One less working day. Related costs consist of employee benefits. *SG $(733,898); SW $(3,209,456)* Related Costs: $(893,487)	(3,943,354)	-	(4,836,841)
Deletion of One-Time Services			
4 . **Deletion of One-Time Expense Funding** Funding for 2005-06 one-time expense items is deleted. *EX $(673,738)*	(673,738)	-	(673,738)
5 . **Deletion of 2005-06 Equipment** Funding for 2005-06 one-time equipment purchases is deleted. *EQ $(23,097,889)*	(23,097,889)	-	(23,097,889)
6 . **Deletion of 2005-06 One-Time Overtime Funding** Delete one-time sworn overtime funding provided in the 2005-06 Adopted Budget. This funding was provided as a temporary measure to increase the police presence throughout the City until the additional officers funded in the budget could be hired. One-time funding was provided from the Vehicle License Fee Gap Loan Financing Proceeds Fund. *SWOT $(1,000,000)*	(1,000,000)	-	(1,000,000)
Continuation of Services			
7 . **Homeland Security Enhancement - Phase One** Add full year funding and 73 positions, consisting of 67 sworn and six civilian positions, to enhance the Department's homeland security efforts. Sworn positions are added in the Major Crimes Division to staff the Joint Regional Intelligence Center and enhance the Intelligence Analysis Unit. The Emergency Services Division is enhanced by adding positions to Project Archangel and creating a new Critical Infrastructure Protective Security Task Force. Related costs consist of employee benefits. *SG $253,596; SW $853,536; EX $239,020* Related Costs: $735,756	1,346,152	73	2,081,908

Program Changes	Direct Cost	Positions	Total Cost
Changes in Salaries, Expense, Equipment and Special			
Continuation of Services			
8 . **Recruit Equipment** Add funding for recruit equipment for recruits hired to keep pace with attrition. *EX $289,430*	289,430	-	289,430
9 . **Sworn Overtime** Add funding to provide for increased cash overtime for sworn employees. The Department is authorized to work 1.2 million hours of sworn overtime each year. In 2005-06, funding was provided to compensate approximately 83 percent of overtime worked in cash, with the remainder to be compensated in time off. It is now estimated that 85 percent of the overtime worked must be compensated in cash to avoid Fair Labor Standards Act liability. *SWOT $4,452,000*	4,452,000	-	4,452,000
Increased Services			
10 . **Police Hiring** Add funding to hire a total of 650 officers. This level of funding will provide for the hiring of a net 135 additional officers. Related costs consist of employee benefits. *SW $6,791,333; EX $519,552; EQ $2,013,750* Related Costs: $1,473,090	9,324,635	-	10,797,725
11 . **Homeland Security Enhancement - Phase Two** Add six months funding and 50 positions, consisting of 44 sworn and six civilian positions, to backfill positions which were loaned to Major Crimes Division and Project Archangel and provide additional civilian support for fleet vehicles. These positions are in addition to the 73 positions pending before Council in 2005-06 (C.F. 06-0272). Funding is also provided in the MICLA program for 105 vehicles for the additional homeland security personnel. In addition, funding for additional overtime ($250,000) and establishment of an Intelligence Discretionary Fund ($50,000) is provided. Related costs consist of employee benefits. *SG $150,570; SW $219,600; SWOT $250,000; EX $52,038; EQ $220,000* Related Costs: $263,784	892,208	50	1,155,992
12 . **Technology** Add funding for purchase of wireless data cards ($522,000), upgrade of the Livescan Network ($519,488), and life-cycle replacement of 667 PODDS units and other standard technology items. Funding for the replacement of 55 servers is also provided in the Information Technology Agency (See Information Technology Agency Item 21). *EX $3,858,520; EQ $519,488*	4,378,008	-	4,378,008

Program Changes	Direct Cost	Positions	Total Cost
Changes in Salaries, Expense, Equipment and Special			
Transfer of Services			
13 . **Transfer of Petroleum Purchasing** Transfer existing petroleum account funding and regular position authority for one Clerk Typist to the Department of General Services to administer petroleum purchasing (See General Services Item 32). Related costs consist of employee benefits. *SG $(39,828); EX $(7,091,625)* Related Costs: $(17,760)	(7,131,453)	(1)	(7,149,213)
14 . **Medical Services - LAPD Return-to-Work Program** Transfer funding to the Personnel Department for one Occupational Psychologist II position that will support the LAPD Return-to-Work program (See Personnel Item 29). Related costs consist of employee benefits. *SG $(112,632)* Related Costs: $(36,216)	(112,632)	-	(148,848)
Other Changes or Adjustments			
15 . **Miscellaneous Adjustments in Expense Accounts** Adjust funding in various expense accounts to more accurately reflect where expenditures are incurred. This action results in no net change to the overall amount provided for expenses.	-	-	-
TOTAL CHANGES APPLICABLE TO VARIOUS PROGRAMS	43,456,447	122	

Patrol

This program provides for the suppression and prevention of crime through highly visible vehicular and foot patrol activities.

Program Changes	Direct Cost	Positions	Total Cost
Changes in Salaries, Expense, Equipment and Special			
16 . **Apportionment of Changes Applicable to Various Programs** Related costs consist of employee benefits Related Costs: $8,123,839	35,215,158	-	43,338,997
Continuation of Services			
17 . **LAX Overtime Funding** Add funding in the Sworn Overtime account to reflect expenditures by LAPD officers on patrol at Los Angeles International Airport (LAX). The Department of Airports reimburses the City for these expenditures. A corresponding $12 million in revenue is also added to the Department's General Fund receipts to offset these costs. *SWOT $12,000,000*	12,000,000	-	12,000,000
Increased Services			
18 . **HACLA Supplemental Police Services** Add overtime funding for supplemental police services on behalf of the Housing Authority of the City of Los Angeles (HACLA) at public housing family developments, and senior and low-income property sites. *SWOT $2,000,000*	2,000,000	-	2,000,000
TOTAL PATROL	49,215,158	-	

2005-06 Program Budget	598,086,745	7,383
Changes in Salaries, Expense, Equipment and Special	49,215,158	-
2006-07 PROGRAM BUDGET	647,301,903	7,383

Specialized Crime Suppression & Investigation

This program reduces the opportunity to commit criminal acts through public awareness of property and personal safety techniques; protects property and persons and preserves the peace, solves crimes and apprehends offenders.

Program Changes	Direct Cost	Positions	Total Cost
Changes in Salaries, Expense, Equipment and Special			
19 . **Apportionment of Changes Applicable to Various Programs** Related costs consist of employee benefits Related Costs: $2,862,056	10,593,929	111	13,455,985
Continuation of Services			
20 . **Replacement Helicopters** Add approximately $5.2 million in the 2006-07 MICLA financing program for the replacement of two helicopters which support patrol functions and have exceeded the replacement criteria.	-	-	-
Increased Services			
21 . **Cold Case Unit** Add full funding and regular position authority for six Detectives and one Clerk Typist in the Cold Case Unit. This will increase the Department's ability to perform follow-up investigations and use forensic techniques that might not have been available at the time of the original investigation. The additional Detectives will also assist the Department in responding to the anticipated increase in DNA hits on cold cases caused by Proposition 69. Funding is also provided in the MICLA program for three vehicles for the Detectives. Related costs consist of employee benefits. *SG $50,256; SW $105,840; EX $32,900; EQ $30,000* Related Costs: $77,712	218,996	7	296,708
TOTAL SPECIALIZED CRIME SUPPRESSION & INVESTIGATION	10,812,925	118	

2005-06 Program Budget	157,654,775	1,818
Changes in Salaries, Expense, Equipment and Special	10,812,925	118
2006-07 PROGRAM BUDGET	168,467,700	1,936

Traffic Control

This program maintains a safe flow of traffic and prevents or reduces the number of traffic accidents through priority enforcement; investigates traffic accidents and traffic crimes.

Program Changes	Direct Cost	Positions	Total Cost
Changes in Salaries, Expense, Equipment and Special			
22 . **Apportionment of Changes Applicable to Various Programs** Related costs consist of employee benefits Related Costs: $799,949	3,549,831	-	4,349,780
Continuation of Services			
23 . **Photo Red Light Program** Add regular position authority for three accounting and five sworn positions for the Photo Red Light Program which have been on resolution authority for the past six years. This program, which began in 2000-01, captures on film, violators running red lights at designated high vehicular-accident intersections throughout the City. Trained traffic control/enforcement staff in the Department review the photographs and cite motorists who have broken the law. Approximately $64 for each citation, or 55 percent of the revenue generated, is placed in the Traffic Safety Fund to pay for the contract citation processing. The remaining funds are used to partially offset the City's operational expense for the program. Full year funding for all eight positions is included in the Department's salary base. No additional appropriation is required.	-	8	-
TOTAL TRAFFIC CONTROL	3,549,831	8	

2005-06 Program Budget	57,902,134	714
Changes in Salaries, Expense, Equipment and Special	3,549,831	8
2006-07 PROGRAM BUDGET	61,451,965	722

Technical Support

This program supports regular line operations of the Department through technical activities and skills; provides scientific investigative services; communications services, supplies, transportation, police records, criminal identification, and custody of arrested persons, property and evidence; develops and conducts training programs.

Program Changes	Direct Cost	Positions	Total Cost
Changes in Salaries, Expense, Equipment and Special			
24 . **Apportionment of Changes Applicable to Various Programs** Related costs consist of employee benefits Related Costs: $1,744,179	(8,362,675)	9	(6,618,496)
Obligatory Changes			
25 . **Lead Abatement at Firearms Ranges** Add funding for lead abatement at the Department's three firearms training range sites. This funding will ensure that the City is in compliance with all Cal-OSHA regulations, and maintain the health and safety of the City's police officers. *EX $334,000*	334,000	-	334,000
Continuation of Services			
26 . **Communications Support** Add regular position authority for 11 positions, consisting of seven administrative and clerical positions and four systems positions, which have been on resolution authority for the past eight years. These positions work in the Information and Communications Services Bureau to upgrade the Emergency Command Control Communications System (ECCCS). These positions were previously authorized by Council in 1998-99 and funded through the Special 9-1-1 Communications Tax. The positions will be utilized for the final integration and implementation of ECCCS within the Metropolitan and Valley Communications Dispatch Centers. Funding for these positions is included in the Department's 2006-07 salary base and no additional funding is required.	-	11	-
27 . **Management System Reengineering** Continue resolution position authority for 25 positions to support the Management Systems Reengineering Program (MSRP), which is responsible for implementing the TEAMS II computer system required by the Consent Decree with the Department of Justice. These positions consist of 11 systems, five sworn, five administrative and four clerical positions. Funding for these positions is included in the Department's 2006-07 salary base and no additional funding is required.	-	-	-

Program Changes	Direct Cost	Positions	Total Cost
Changes in Salaries, Expense, Equipment and Special			
Continuation of Services			
28 . **Scientific Investigation Division Staffing** Add regular position authority for one Police Administrator I that has been on reslution authority for the past four years. This position provides management services and renders professional, scientific, or expert services in the Scientific Investigation Division. Funding for this position is included in the Department's 2006-07 salary base and no additional funding is required.	-	1	-
29 . **Replacement Vehicles** Add funding for the replacement of 350 Black and White vehicles and 112 motorcycles that have met or exceeded the replacement criteria. In addition, funding of approximately $15.6 million is included in the 2006-07 MICLA financing program to purchase 488 other replacement vehicles consisting of 75 hybrids, 210 plain vehicles, 174 undercover sedans, and 29 miscellaneous specialty vehicles. *EQ $15,457,204*	15,457,204	-	15,457,204
Increased Services			
30 . **Communications Systems Maintenance** Add funding for warranty service extensions for the Emergency Command and Control Communication System (ECCCS) Dispatch Center core systems. Extending these services will significantly decrease the risk of uncorrected malfunctions or outages. Funding is also provided to maintain the Modular Automatic Number Identification/Automatic Location Identification Retrieval System (MAARS) which provides back-up to the City's 9-1-1 system. *EX $443,000*	443,000	-	443,000
31 . **Fleet Maintenance Equipment** Add funding to replace four vehicle hoists and one heavy duty hydraulic rotary class six hoist, and purchase a commercial grade tubing bender. The vehicle hoists are between 16 and 30 years old, and the heavy duty hoist is 42 years old. Purchase of the tubing bender will eliminate the need for the Department to rent this equipment during the year, and funding for this purpose is reduced in the Field Equipment Expense account. *EX $6,900; EQ $114,000*	120,900	-	120,900
32 . **Polygraph Examiners** Add funding and regular position authority for four Polygraph Examiners to address the workload due to increased recruitment and hiring of police officers. Related costs consists of employee benefits. *SG $160,572* Related Costs: $71,365	160,572	4	231,937

Program Changes	Direct Cost	Positions	Total Cost
Changes in Salaries, Expense, Equipment and Special			
Increased Services			
33 . **Weapons of Mass Destruction Training** Add regular position authority for four sworn positions and one civilian clerical position, with no funding, to provide Weapons of Mass Destruction Training on a continuing basis to all sworn personnel within the Police Department. This training is required in order for the City to maintain certain Federal funding.	-	5	-
34 . **In-Car Video** Add $2,500,000 to implement a pilot program for video cameras in patrol cars to record incidents. The pilot program will include four of the City's 19 area stations. This program is anticipated to reduce the City's liability by providing video evidence of incidents. Funding for this purpose is also provided in the Efficiency Projects and Police Hiring Fund. *EQ $2,500,000*	2,500,000	-	2,500,000
35 . **Document Imaging System** Add funding for a document imaging system, which will include the conversion of existing documents and the scanning of documents related to APRIS/ICARS and TEAMS II. This will reduce document storage costs and provide for faster and more efficient retrieval of documents. Approximately $2.8 million is also provided in the Forfeited Assets Trust Fund for this purpose, for a total of approximately $3 million. *EX $156,018*	156,018	-	156,018
TOTAL TECHNICAL SUPPORT	10,809,019	30	

2005-06 Program Budget	187,929,874	2,683
Changes in Salaries, Expense, Equipment and Special	10,809,019	30
2006-07 PROGRAM BUDGET	198,738,893	2,713

General Administration and Support

This program directs and controls all Department activities with assistance of immediate staff personnel; investigates all complaints alleging misconduct of Department employees; conducts planning, research and surveys; reports statistics data; monitors and inspects the execution of Department policies, procedures and plans and ensures adherence to policies and orders; administers fiscal and personnel matters; administers the Department's community-relations programs and community affairs; and supports and supervises Area stations.

Program Changes	Direct Cost	Positions	Total Cost
Changes in Salaries, Expense, Equipment and Special			
36 . **Apportionment of Changes Applicable to Various Programs** Related costs consist of employee benefits Related Costs: $785,565	1,041,275	2	1,826,840
Continuation of Services			
37 . **Public Information Office** Continue resolution position authority for one administrative, two public relations, and four clerical positions in the Public Information Office (formerly the Community Affairs Group). These positions were previously authorized by the Council as part of the 2002-03 budget process. Funding for these positions is included in the Department's 2006-07 salary base and no additional funding is required.	-	-	-
38 . **Ombuds Office** Add regular position authority for one Executive Administrative Assistant II in the Ombuds Office that has been on resolution authority for the past four years. Funding for this position is included in the Department's 2006-07 salary base and no additional funding is required.	-	1	-
39 . **Proposition Q Support** Continue resolution position authority for two clerical, four administrative and four sworn positions to support the Public Safety General Obligation Bond Program (Prop Q). These bond-supported positions, which were first authorized by the Council in 2002-03, will be involved with land acquisition, design, operational, technological and economic aspects of renovating Police facilities under the Prop Q Program. Funding for these positions is included in the Department's 2006-07 salary base and no additional funding is required.	-	-	-

Program Changes	Direct Cost	Positions	Total Cost
Changes in Salaries, Expense, Equipment and Special			
Continuation of Services			
40 . **Police Headquarters Facilities Management** Continue resolution position authority for three positions to provide administrative support to the New Police Headquarters project. These positions were previously authorized by Council (C.F. 03-0063-S5). Funding is included in the Department's 2006-07 salary base. No additional appropriation is required.	-	-	-
Transfer of Services			
41 . **Safer City Initiative** Transfer funding for the Safer City Initiative in the amount of $120,000 from the Police Department to General City Purposes (GCP). The program will be fully funded in the GCP, and will be administered by the Mayor. *EX $(120,000)*	(120,000)	-	(120,000)
Other Changes or Adjustments			
42 . **Creation of Commissioner Positions Category** Beginning in 2006-07, a new position category will be created for all part-time commissioners that is separate from the department's regular position authorities. This action will reduce the department's total regular count by the corresponding number of commissioners placed into the new category.	-	(12)	-
TOTAL GENERAL ADMINISTRATION AND SUPPORT	921,275	(9)	

2005-06 Program Budget	77,444,231	920
Changes in Salaries, Expense, Equipment and Special	921,275	(9)
2006-07 PROGRAM BUDGET	78,365,506	911

Internal Monitoring

Program Changes	Direct Cost	Positions	Total Cost
Changes in Salaries, Expense, Equipment and Special			
43 . **Apportionment of Changes Applicable to Various Programs** Related costs consist of employee benefits Related Costs: $328,812	1,418,929	-	1,747,741
Continuation of Services			
44 . **Civil Rights Integrity Division Staffing** Continue resolution position authority for one Captain III, one Sergeant II, one Police Officer III and one Secretary for the Civil Rights Integrity Division (formerly the Consent Decree Task Force). The Division is responsible for coordinating the successful implementation of the Consent Decree with the Department of Justice and for providing the Independent Monitor information requested. Funding for these positions is included in the Department's 2006-07 salary base and no additional funding is required.	-	-	-
45 . **Audit Division** Continue resolution position authority for 12 sworn, four clerical and five administrative positions in the Audit Division. These positions were previously authorized by the Council (C.F. 01-0600) to meet the audit requirements of the Consent Decree with the Department of Justice. Funding for these positions is included in the Department's 2006-07 salary base and no additional funding is required.	-	-	-
46 . **Inspector General Staffing** Add regular position authority for two Special Investigators in the Office of the Inspector General that have been on resolution authority for the past three years. These positions were previously authorized by Council (C.F. 03-1250-S46) to perform internal audits of various Police Department operations. Full funding is provided in the Department's 2006-07 salary base. No additional appropriation is necessary.	-	2	-

Program Changes	Direct Cost	Positions	Total Cost
Changes in Salaries, Expense, Equipment and Special			
Increased Services			
47 . **Force Investigation Division** Add funding and regular position authority for 13 sworn positions in the Force Investigation Division. These positions will speed up the complex and time sensitive internal investigation process associated with categorical uses of force. Related costs consist of employee benefits. *SW $183,492; EX $47,860; EQ $65,000* Related Costs: $93,672	296,352	13	390,024
TOTAL INTERNAL MONITORING	1,715,281	15	

2005-06 Program Budget	33,093,229	314
Changes in Salaries, Expense, Equipment and Special	1,715,281	15
2006-07 PROGRAM BUDGET	34,808,510	329

2006-07 DETAIL OF POLICE VEHICLES

REPLACEMENT VEHICLES

Type of Vehicle	No. In Fleet	Replacement Criteria	No. Meeting Replacement Criteria	Recommended Replacement	Cost per Vehicle	Total Cost	General Fund No.	General Fund Funding	MICLA No.	MICLA Funding	VLF No.	VLF Funding	EPPHF No.	EPPHF Funding
Black/White	1,334	5 years or 100,000 miles	350	350	$ 36,571	$ 12,799,850	350	$ 12,799,850						
Hybrid	255	6 years or 100,000 miles	75	75	$ 34,753	$ 2,606,475			75	$ 2,606,475				
Plain	1,420	6 years or 100,000 miles	210	210	$ 29,180	$ 6,127,800			210	$ 6,127,800				
Undercover	689	6 years or 100,000 miles	174	174	$ 29,180	$ 5,077,320			174	$ 5,077,320				
Motorcycles	398	5 years or 70,000 miles	112	112	$ 20,042	$ 2,244,704	112	$ 2,244,704						
Misc.	494	Various	29	29	Various	$ 1,532,944			29	$ 1,532,944				
Total Vehicles	4,590			950		$ 30,389,093	462	$ 15,044,554	488	$ 15,344,539	-	$ -	-	$ -
Communications Costs														
Black & Whites				350	$ 1,179	$ 412,650	350	$ 412,650						
Hybrid				75	$ 647	$ 48,525			75	$ 48,525				
Plain				210	$ 647	$ 135,870			210	$ 135,870				
Undercover				174	$ 647	$ 112,578			174	$ 112,578				
Subtotal Communication Costs						$ 709,623		$ 412,650		$ 296,973				
TOTAL FUNDING FOR REPLACEMENT VEHICLES						**$ 31,098,716**		**$ 15,457,204**		**$ 15,641,512**		**$ -**		**$ -**

NEW VEHICLES FOR ADDITIONAL OFFICERS

Type of Vehicle	New Vehicles Recommended	Cost per Vehicle	Total Cost	No.	Funding	No.	Funding	No.	Funding	No.	Funding
Black/White	45	$ 44,750	$ 2,013,750					31	$ 1,387,250	14	$ 626,500
Plain	108	$ 29,827	$ 3,221,316			108	$ 3,221,316				
Total Vehicles	153		$ 5,235,066	-	$ -	108	$ 3,221,316	31	$ 1,387,250	14	$ 626,500
TOTAL FUNDING FOR NEW VEHICLES			**$ 5,235,066**		**$ -**		**$ 3,221,316**		**$ 1,387,250**		**$ 626,500**

TOTAL FUNDING FOR REPLACEMENT AND NEW VEHICLES	**$ 36,333,782**	**$ 15,457,204**	**$ 18,862,828**	**$ 1,387,250**	**$ 626,500**

NOTES:

MICLA is the City's debt-financing vehicle. All capital equipment items purchased must have a life span of 6 years or more.
Funding is also available from the Vehicle License Fee Gap Loan Financing Proceeds Fund (VLF) for 31 Black and White vehicles, and the Efficiency Projects and Police Hiring Fund (EPPHF) for 14 Black and White vehicles.

Black and White and Hybrid vehicles are equipped with ballistic door panels.

INDICATORS OF WORKLOAD

	ACTUAL 2000-01	ACTUAL 2001-02	ACTUAL 2002-03	ACTUAL 2003-04	ACTUAL 2004-05	EST. 2005-06	EST. 2006-07
PATROL PROGRAM							
Part I Crimes reported	184,754	191,997	190,368	177,681	151,552	144,100	136,600
Selected Part II Crimes reported	82,843	88,682	109,028	72,513	67,977	67,400	66,800
Total Arrests	152,939	143,671	151,285	168,153	175,666	185,000	195,000
SPECIALIZED CRIME SUPPRESSION & INVESTIGATION							
Investigate cases assigned	477,307	493,477	487,685	466,174	435,354	451,800	468,200
Investigate cases cleared	92,709	89,281	92,172	92,950	82,138	84,200	86,300
SARA Projects initiated	494	388	486	257	506	557	613
TRAFFIC CONTROL PROGRAM							
Traffic accidents investigated	48,873	49,534	48,357	47,798	51,643	54,225	56,936
Fatal and injury traffic accidents	24,203	24,811	23,647	23,270	24,776	26,014	27,316
Traffic citations issued	506,600	497,742	516,814	421,582	443,990	466,190	489,499
TECHNICAL SUPPORT PROGRAM							
Property Bookings	248,625	262,762	263,312	279,173	282,653	301,038	320,605
Arrest documents processed (ICARS)	241,263	234,278	291,058	126,124	334,606	290,001	289,649
Crime & Traffic requests processed	102,466	86,241	758,574	244,339	514,067	641,696	602,736
Requests for Criminal Offender Record Info (CORI) processed	42,886	43,570	39,366	625,446	60,506	45,703	47,815
Booking numbers issued	114,789	108,527	115,224	37,237	125,543	127,500	129,500
Vehicles maintained	4,051	4,212	4,446	4,452	4,458	4,494	4,647
Complaint board calls received (911)	1,775,787	1,803,579	1,852,500	1,817,331	1,752,555	1,726,179	2,426,799
Non-emergency calls (7-digit	1,428,473	1,560,429	1,536,365	1,484,750	1,416,565	1,493,527	1,498,327
Cases requiring SID laboratory analysis	15,632	14,172	17,468	20,199	22,381	24,700	27,100
Questioned and written documents examined	4,558	3,426	3,200	3,119	6,086	6,700	7,300
GENERAL ADMINISTRATION & SUPPORT PROGRAM							
Personnel complaints received	6,202	5,547	4,634	5,708	6,757	6,881	7,530
Sworn personnel appointed	277	240	672	316	381	607	650
Payroll checks processed	340,008	311,167	315,550	317,350	312,232	316,632	316,632
Counseling sessions conducted	6,206	11,792	16,817	16,783	17,758	18,160	18,160
Community meetings conducted	4,965	5,328	6,701	4,691	5,764	6,340	6,974

BOARD OF PUBLIC WORKS

2006-07 Proposed Budget

FUNDING

	2005-06 Estimated	2005-06 Budget	2006-07 PROPOSED Amount	%Change
Salaries	$ 10,570,000	$ 10,558,467	**$ 10,938,035**	3.6%
Expense	11,750,000	9,136,312	**9,712,411**	6.3%
Equipment	9,000	5,463	**--**	(100.0)%
Special	--	--	**--**	-- %
TOTAL	**$ 22,329,000**	**$ 19,700,242**	**$ 20,650,446**	4.8%

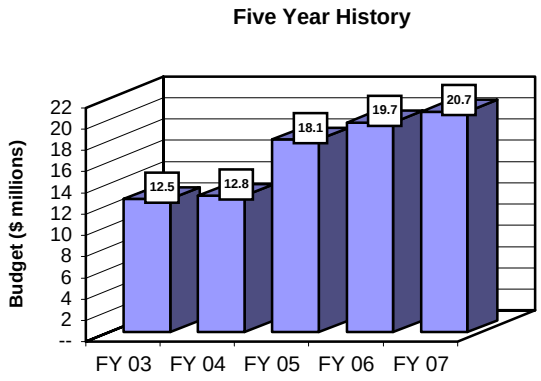

STAFFING

	June 30, 2006 Projected Staffing	2005-06 Adopted Budget	2006-07 PROPOSED Authorized Staffing	%Change
Regular	143	152	**158**	3.9%
Resolution	6	7	--	

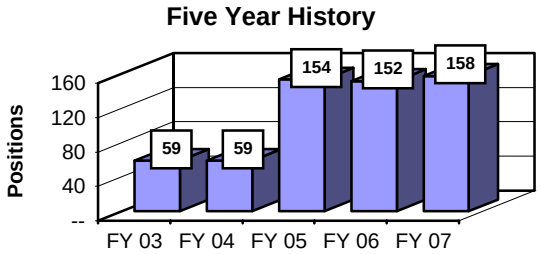

BUDGET HIGHLIGHTS

	Direct Cost	Positions
◆ Wastewater Program Outreach	$ 189,648	3
◆ Multi-Family Residential Recycling Program	105,096	2
◆ Graffiti Abatement	500,000	--
◆ Office of Community Beautification	314,355	--
◆ Overtime Funding Increase	85,000	--
◆ Central Los Angeles Recycling and Transfer Station	55,860	1

Recapitulation of Changes

	Adopted Budget 2005-06	Total Budget Changes	Budget Appropriation 2006-07
EXPENDITURES AND APPROPRIATIONS			
Salaries			
Salaries General	10,519,028	294,568	10,813,596
Overtime General	39,439	85,000	124,439
Total Salaries	10,558,467	379,568	10,938,035
Expense			
Printing and Binding	85,729	-	85,729
Contractual Services	8,626,893	477,910	9,104,803
Transportation	2,000	-	2,000
Office and Administrative	154,253	(1,811)	152,442
Operating Supplies	267,437	100,000	367,437
Total Expense	9,136,312	576,099	9,712,411
Equipment			
Furniture, Office and Technical Equipment	5,463	(5,463)	-
Total Equipment	5,463	(5,463)	-
Total Board of Public Works	19,700,242	950,204	20,650,446
SOURCES OF FUNDS			
General Fund	14,161,073	1,017,754	15,178,827
Special Gas Tax Street Improvement Fund (Sch 5)	244,050	8,765	252,815
Stormwater Pollution Abatement Fund (Sch. 7)	190,157	5,290	195,447
Community Development Trust Fund (Sch. 8)	1,504,838	(244,961)	1,259,877
Sewer Operation & Maintenance (Sch. 14)	1,872,701	91,331	1,964,032
Sewer Capital (Sch. 14)	1,248,467	60,888	1,309,355
St. Light. Maint. Assessment Fund (Sch. 19)	253,552	7,588	261,140
Proposition A Local Transit Fund (Sch. 26)	55,000	2,142	57,142
Citywide Recycling Fund (Sch. 51)	170,404	1,407	171,811
Total Funds	19,700,242	950,204	20,650,446
Percentage Change			4.82%
Positions	152	6	158

Changes Applicable to Various Programs

The following changes involve two or more budgetary programs. These changes are explained below and apportioned as single entries in the affected programs. Single-program changes are shown only in the programs involved.

Program Changes	Direct Cost	Positions	Total Cost
Changes in Salaries, Expense, Equipment and Special			
Obligatory Changes			
1 . **2006-07 Employee Compensation Adjustment** Related costs consist of employee benefits. *SG $320,502* Related Costs: $81,280	320,502	-	401,782
2 . **Salary Step Plan and Turnover Effect** Related costs consist of employee benefits. *SG $54,795* Related Costs: $13,896	54,795	-	68,691
3 . **Change in Number of Working Days** One less working day. Related costs consist of employee benefits. *SG $(40,242)* Related Costs: $(10,206)	(40,242)	-	(50,448)
Deletion of One-Time Services			
4 . **Deletion of Funding for Resolution Authorities** Delete funding for seven resolution authority positions. Due to the City's current financial constraints, only critical positions will be continued. Related costs consist of employee benefits. Continued: Wastewater Program Outreach (Three positions) - See Item 9. Multi-Family Residential Recycling Program (Two positions) - See Item 10. Central Los Angeles Recycling/Transfer Station (One position) - See Item 16. *SG $(391,091)* Related Costs: $(99,180)	(391,091)	-	(490,271)
5 . **Deletion of One-Time Expense Funding** One-time funding for 2005-06 expense items is deleted. *EX $(1,811)*	(1,811)	-	(1,811)
6 . **Deletion of 2005-06 Equipment** One-time funding for 2005-06 equipment purchases is deleted. *EQ $(5,463)*	(5,463)	-	(5,463)

Program Changes	Direct Cost	Positions	Total Cost
Changes in Salaries, Expense, Equipment and Special			
Increased Services			
7 . **Overtime Funding Increase** Increase funding for the Salaries, Overtime account by $85,000 for three divisions: $55,000 for the Office of Accounting, $20,000 for the Office of Community Beautification and $10,000 for the Public Affairs Office. Overtime hours are needed for staff to meet deadlines during times of increased workload and for community outreach and education activities required to be conducted during evening and weekend hours. These funds will be provided from the General Fund and the Sewer Construction and Maintenance Fund. *SOT $85,000*	85,000	-	85,000
TOTAL CHANGES APPLICABLE TO VARIOUS PROGRAMS	21,690	-	

Public Services

This program performs public affairs functions for the Department of Public Works and assists developers in obtaining required City permits.

Program Changes	Direct Cost	Positions	Total Cost
Changes in Salaries, Expense, Equipment and Special			
8 . **Apportionment of Changes Applicable to Various Programs** Related costs consist of employee benefits Related Costs: $(56,926)	(199,936)	-	(256,862)
Continuation of Services			
9 . **Wastewater Program Outreach** Continue funding and add regular position authority for three positions authorized by resolution authority in 2005-06. These positions provide community education and outreach services for the Bureau of Engineering's Wastewater Program. Historically, the Bureau of Engineering has conducted public outreach and education with respect to its Wastewater Program by outsourcing work through contracts tied to individual construction projects. The addition of these three regular authority positions, funded by the Sewer Construction and Maintenance Fund, will allow the Board to continue to provide these services in-house. Related costs consist of employee benefits. *SG $189,648* Related Costs: $71,064	189,648	3	260,712
New Services			
10 . **Multi-Family Residential Recycling Program** Continue funding and add regular position authority for two positions authorized by resolution authority in 2005-06. These positions provide education and outreach services for the Multi-family Residential Recycling Program and are funded by the Citywide Recycling Trust Fund. Related costs consist of employee benefits. *SG $105,096* Related Costs: $41,964	105,096	2	147,060
TOTAL PUBLIC SERVICES	94,808	5	

2005-06 Program Budget	1,142,265	10
Changes in Salaries, Expense, Equipment and Special	94,808	5
2006-07 PROGRAM BUDGET	1,237,073	15

Citywide Waste Management Coordination

This program coordinates Public Works resources to support voluntary community cleanup campaigns and interfaces with Council offices, the Mayor's office and Los Angeles Beautiful, Inc.

Program Changes	Direct Cost	Positions	Total Cost
Changes in Salaries, Expense, Equipment and Special			
11 . **Apportionment of Changes Applicable to Various Programs** Related costs consist of employee benefits Related Costs: $9,007	33,703	-	42,710
Increased Services			
12 . **Graffiti Abatement** Increase funding for Office of Community Beautification contractual services in the amount of $500,000 for graffiti abatement services. These additional funds will be used to continue support for the Uniting Neighborhoods to Abolish Graffiti (UNTAG) Strike Force Team that supplements regular City-wide graffiti removal crews. Funding for this purpose was provided in Fiscal Year 2005-06 in the Unappropriated Balance and appropriated to the Board through an interim action by Council (C.F. 05-0600). Funding is provided from the General Fund. *EX $500,000*	500,000	-	500,000
13 . **Office of Community Beautification** Increase funding in the amount of $314,355 for graffiti abatement services ($214,355) and trash bags ($100,000) for the Office of Community Beautification (OCB). These additional funds will offset a three percent increase in OCB contractor operating costs, including supplies, equipment, workers' compensation and salary increases, insurance, gasoline and maintenance costs of vehicles. These additional funds also will offset a 57 percent cost increase of trash bags used in the clean-up efforts of community volunteers, community-based organizations and Business Improvement Districts throughout the City. *EX $314,355*	314,355	-	314,355

Program Changes	Direct Cost	Positions	Total Cost
Changes in Salaries, Expense, Equipment and Special			
Reduced Services			
14 . **Contractual Services Reduction** Reduce funding by the amount of $257,945 for contractual services. This amount represents a corresponding decrease of the same amount in the Community Developement Block Grant allocation to the Board Office of Community Beautification for graffiti abatement. This reduction in funding should have a minimal service impact. *EX $(257,945)*	(257,945)	-	(257,945)
TOTAL CITYWIDE WASTE MANAGEMENT COORDINATION	590,113	-	

2005-06 Program Budget	9,699,697	16
Changes in Salaries, Expense, Equipment and Special	590,113	-
2006-07 PROGRAM BUDGET	10,289,810	16

Public Works Accounting

This program provides accounting services, including capital programming and budgeting, fee and cost recovery, general and cost accounting, Sewer Construction and Maintenance Fund financial accounting, special funds and projects accounting and financial information systems development for the Department of Public Works.

Program Changes	Direct Cost	Positions	Total Cost
Changes in Salaries, Expense, Equipment and Special			
15 . **Apportionment of Changes Applicable to Various Programs** Related costs consist of employee benefits Related Costs: $32,635	183,694	-	216,329
Continuation of Services			
16 . **Central Los Angeles Recycling/Transfer Station** Continue funding and add regular position authority for one position authorized by resolution authority in 2005-06. This position performs mandated accounting services and fiscal monitoring controls for two funds administered by the Bureau of Sanitation: the Central Los Angeles Recycling and Transfer Station (CLARTS) Fund and the Solid Waste Resources Revenue Fund (SWRRF). CLARTS was purchased by the City in 2004. The services performed by this position are required on an on-going basis to recover and account for revenue generated by CLARTS and recover cash discounts for the SWRRF. In addition, two separate funds, the CLARTS Trust Fund and the CLARTS Community Amenities Trust Fund, were established that also require substantial accounting services. Related costs consist of employee benefits. *SG $55,860* Related Costs: $21,828	55,860	1	77,688
Increased Services			
17 . **Accounting Contractual Services** Increase funding for Office of Accounting contractual services in the amount of $7,500 to cover the increased cost of maintenance and support for the Financial Data Management System and to fund the rental cost of one additional photocopier for the Cost Accounting Division. This cost is partially offset by the Sewer Construction and Maintenance Fund ($1,135) and the Stormwater Pollution Abatement Fund ($107). *EX $7,500*	7,500	-	7,500
TOTAL PUBLIC WORKS ACCOUNTING	247,054	1	

2005-06 Program Budget	4,911,096	76
Changes in Salaries, Expense, Equipment and Special	247,054	1
2006-07 PROGRAM BUDGET	5,158,150	77

Public Works Personnel Management

This program provides a uniform departmental personnel program for the Department of Public Works, including liaison services, training, employee relations, disciplinary actions, placement and records maintenance. It develops and proposes policies and legislative action on personnel matters.

Program Changes	Direct Cost	Positions	Total Cost
Changes in Salaries, Expense, Equipment and Special			
18 . **Apportionment of Changes Applicable to Various Programs** Related costs consist of employee benefits Related Costs: $13,426	52,937	-	66,363
Increased Services			
19 . **Security Cost Increase** Increase funding for Management-Employee Services (MES) contractual services in the amount of $14,000 to cover the increased cost of armed security guard services. This service provides for an armed security guard to attend all Skelly hearings and all appeal hearings before the Civil Service Commission, as well as general security in the MES reception and general office areas. The Sewer Construction and Maintenance Fund will cover 36.5 percent, or $5,110, of this cost. *EX $14,000*	14,000	-	14,000
TOTAL PUBLIC WORKS PERSONNEL MANAGEMENT	66,937	-	

2005-06 Program Budget	1,817,254	24
Changes in Salaries, Expense, Equipment and Special	66,937	-
2006-07 PROGRAM BUDGET	1,884,191	24

General Administration and Support

This program provides overall management, direction and administrative control of the Department of Public Works.

Program Changes	Direct Cost	Positions	Total Cost
Changes in Salaries, Expense, Equipment and Special			
20 . **Apportionment of Changes Applicable to Various Programs** Related costs consist of employee benefits Related Costs: $(12,352)	(48,708)	-	(61,060)
TOTAL GENERAL ADMINISTRATION AND SUPPORT	(48,708)	-	

2005-06 Program Budget	2,129,930	26
Changes in Salaries, Expense, Equipment and Special	(48,708)	-
2006-07 PROGRAM BUDGET	2,081,222	26

INDICATORS OF WORKLOAD

	ACTUAL 2000-01	ACTUAL 2001-02	ACTUAL 2002-03	ACTUAL 2003-04	ACTUAL 2004-05	EST. 2005-06	EST. 2006-07
CITYWIDE WASTE MANAGEMENT COORDINATION PROGRAM							
Operation Clean Sweep							
Presentations to Community Groups	927	502	623	664	489	650	650
Number of Community Clean-Ups	261	186	264	230	197	235	235
Number of Trash Bags Provided	N/A	675,507	887,340	946,525	915,272	950,000	950,000
Paint Provided to Community (Gallons)	N/A	19,351	13,982	16,195	16,322	17,000	17,000
Number of Volunteers Coordinated	21,435	23,929	25,064	19,164	17,898	20,000	20,000
Volunteer Hours Worked	N/A	90,862	88,947	74,058	78,847	80,000	80,000
Community Beautification Grant Projects Awarded*	193	184	113	110	102	110	110
Medians Adopted	22	23	12	14	17	15	15
Murals Coated	37	19	13	12	10	15	15
Murals Painted	21	36	27	9	7	10	10
CBO Monitoring Reports Completed	N/A	502	866	640	482	650	650
Number of Corridors Monitored for Graffiti	N/A	2,975	5,156	3,195	2,137	3,200	3,200
Total Miles Monitored for Graffiti	N/A	4,640	11,673	7,582	4,807	6,000	6,000
Amount of Graffiti Removed (1,000 Sq. Ft.)	25,083	30,926	29,375	22,907	21,441	22,000	22,000
Number of Locations Graffiti Removed From	N/A	N/A	323,562	378,992	439,159	450,000	450,000
No. of Educational Outreach Program Presentations	N/A	N/A	N/A	N/A	121	120	120
No. of Adopt-A-Basket Applications Processed	N/A	N/A	N/A	N/A	35	15	15
PUBLIC SERVICES PROGRAM							
Public Affairs Office							
Citywide Waste Management Publicity							
Community Outreach Events Coordinated	60	82	135	133	120	135	135
Media Events/News Conferences Held	8	15	26	29	34	37	37
News Releases, Advisories, PSAs Issued	215	230	398	319	350	385	385
Public Services - Computers Donated to Schools	40	30	-	-	30	-	-
Multi-Media Productions - P/W Literature Distributed	120,000	120,000	125,500	145,428	91,586	95,000	95,000
Original Graphics Pieces Designed	48	38	38	50	50	60	60
DPW Graphic Pieces Reviewed by PAO	N/A	N/A	N/A	43	52	65	65
Media Inquiries	289	300	681	496	535	555	555
Public Inquiries	2,020	2,006	2,060	1,842	2,193	2,225	2,225
School Outreach Activities and Presentations	60	40	15	100	75	100	100
DPW Facility Tours Coordinated	7	11	6	20	15	20	20
Info/Education Campaigns Coordinated	12	15	15	16	15	20	20
PUBLIC WORKS ACCOUNTING PROGRAM							
Lot Cleaning, Street Repair and Misc. Billings	13,368	12,430	11,961	10,239	12,401	12,000	12,000
Work Order / B-Permit Billings	93,356	99,610	94,719	84,608	77,619	82,000	82,000
Payroll Accounting Entries	73,920	78,400	121,976	85,100	85,343	85,000	85,000
Revenue Transactions	79,464	94,750	126,438	115,078	148,660	145,000	145,000
Invoices Audited and Payments Made	76,900	38,244	36,996	31,017	24,436	25,500	25,500
Budgetary Accounting Transactions	4,385	2,558	3,000	3,854	3,455	3,500	3,500
Gas Tax / Other Funds Transactions	2,920	6,482	8,978	8,459	9,327	9,000	9,000
SCM Fund Transactions	9,018	7,867	12,621	14,556	19,459	19,500	19,500
Assessment Funds Transactions	1,124	692	1,223	1,995	4,728	3,850	3,850
GO Bonds Transactions	1,863	13,023	26,351	25,369	29,666	31,220	31,220
Wastewater Prog. - Contractual Agency Invoices	72	146	118	148	96	125	125
Wastewater Prog. - Sewer Service Charge Refunds	50	165	106	61	41	45	45
Stormwater Pollution Abatement Transactions	2,046	1,266	1,485	2,146	1,865	2,500	3,000
Sanitation Equipment Bond Fund Transactions	N/A	N/A	386	1,112	1,471	1,400	1,400

INDICATORS OF WORKLOAD (Continued)

	ACTUAL 2000-01	ACTUAL 2001-02	ACTUAL 2002-03	ACTUAL 2003-04	ACTUAL 2004-05	EST. 2005-06	EST. 2006-07
PUBLIC WORKS PERSONNEL MGMT. PROGRAM							
Arbitrations	3	12	6	3	2	4	5
Award Presentations at the Board	48	47	189	116	159	150	150
Disciplinary Cases	135	169	178	202	162	175	175
Disciplinary Appeals	24	18	14	23	15	20	20
Grievances Filed	252	207	199	158	122	170	170
Grievances - Third level	33	60	69	58	29	50	50
Personnel Change Documents Prepared	6,272	4,882	6,287	8,540	6,040	6,300	6,500
Training Sessions Conducted	2	55	44	28	75	100	120
Number of Employees Trained	78	1,196	750	835	1,691	2,500	3,000
Written Employment Verifications Processed	746	611	808	658	581	500	500
Unfair Employee Relations Practice Claims	N/A	9	7	4	4	4	4
Violent Behavior Incidents Reported to OMES	N/A	N/A	N/A	N/A	27	40	50
Return to Work Reasonable Accomm. Requests	N/A	N/A	N/A	N/A	119	125	130
GENERAL ADMINISTRATION AND SUPPORT PROGRAM - BOARD SECRETARIAT							
Board Agendas and Minutes Sectior							
Hearings	612	672	612	480	516	500	500
Board Orders Processed	2,907	3,036	3,057	3,006	2,979	3,000	3,000
Transmittals of Board Action	17,442	18,220	18,345	18,033	17,874	18,000	18,000
Stop Notices and Releases Processed	268	190	216	283	294	280	280
Communications Processed	450	486	398	380	421	400	400
Insurance and Contracts Section							
Inquiries to the Board Office	93,000	93,000	85,000	80,000	80,000	65,000	65,000
Notice Inviting Bids Processed	123	138	103	122	147	100	100
Bids Received	723	676	466	508	517	500	500
Contracts Awarded	101	110	99	110	102	100	100
On-Call Contracts Processed	36	55	50	45	103	100	100
Contracts Preliminary Notices Processed	1,484	1,550	2,892	2,144	2,452	2,000	2,000
New Insurance Endorsements Received	2,500	2,738	4,045	5,590	4,377	4,000	4,000
Cancellation/Reinstatement Letters**	N/A	N/A	N/A	379	300	250	200
Insurance Expiration Letters Sent	3,831	3,950	8,000	3,685	1,658	1,500	1,500
Insurance Documents Filed	10,000	9,190	15,000	13,033	N/A	N/A	N/A
Personal Service Contracts & Amendments	130	115	114	116	107	115	115
Miscellaneous Documents Recorded	145	125	146	132	126	140	140

* Grant award increased to $10,000 in 2003-04.

** New in 2003-04

N/A = Workload Indicators did not exist

BUREAU OF CONTRACT ADMINISTRATION

2006-07 Proposed Budget

FUNDING

	2005-06 Estimated	2005-06 Budget	2006-07 PROPOSED Amount	%Change
Salaries	$ 25,140,000	$ 22,582,869	**$ 26,988,849**	19.5%
Expense	1,488,000	1,137,116	**1,477,496**	29.9%
Equipment	--	--	**--**	-- %
Special	--	--	**--**	-- %
TOTAL	**$ 26,628,000**	**$ 23,719,985**	**$ 28,466,345**	20.0%

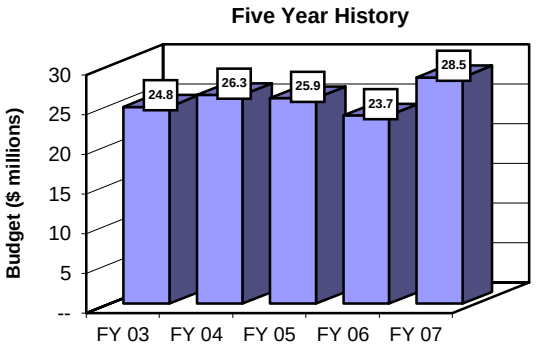

STAFFING

	June 30, 2006 Projected Staffing	2005-06 Adopted Budget	2006-07 PROPOSED Authorized Staffing	%Change
Regular	309	335	**309**	(7.8)%
Resolution	--	--	**--**	

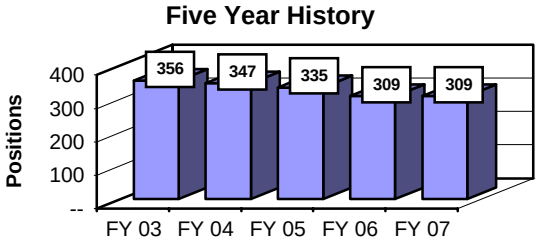

BUDGET HIGHLIGHTS

	Direct Cost	Positions
◆ Wastewater Capital Program (26 resolution authorities)	$ 1,737,573	--
◆ Proprietary Department Construction (14 resolution authorities)	1,262,653	--

Recapitulation of Changes

	Adopted Budget 2005-06	Total Budget Changes	Budget Appropriation 2006-07
EXPENDITURES AND APPROPRIATIONS			
Salaries			
Salaries General	21,757,561	3,771,980	25,529,541
Overtime General	825,308	634,000	1,459,308
Total Salaries	22,582,869	4,405,980	26,988,849
Expense			
Printing and Binding	26,031	-	26,031
Contractual Services	131,624	-	131,624
Transportation	747,543	209,000	956,543
Governmental Meetings	341	(341)	-
Office and Administrative	149,003	121,721	270,724
Operating Supplies	82,574	10,000	92,574
Total Expense	1,137,116	340,380	1,477,496
Total Bureau of Contract Administration	23,719,985	4,746,360	28,466,345
SOURCES OF FUNDS			
General Fund	16,404,476	2,444,403	18,848,879
Special Gas Tax Street Improvement Fund (Sch 5)	579,266	38,061	617,327
Stormwater Pollution Abatement Fund (Sch. 7)	266,556	15,344	281,900
Sewer Capital (Sch. 14)	5,511,372	2,179,590	7,690,962
St. Light. Maint. Assessment Fund (Sch. 19)	282,315	21,793	304,108
Proposition A Local Transit Fund (Sch. 26)	540,000	37,104	577,104
Prop. C Anti-Gridlock Transit Fund (Sch. 27)	136,000	10,065	146,065
Total Funds	23,719,985	4,746,360	28,466,345
Percentage Change			20.01%
Positions	309	-	309

Changes Applicable to Various Programs

The following changes involve two or more budgetary programs. These changes are explained below and apportioned as single entries in the affected programs. Single-program changes are shown only in the programs involved.

Program Changes	Direct Cost	Positions	Total Cost
Changes in Salaries, Expense, Equipment and Special			
Obligatory Changes			
1 . **2006-07 Employee Compensation Adjustment** Related costs consist of employee benefits. *SG $708,936* Related Costs: $179,788	708,936	-	888,724
2 . **Salary Step Plan and Turnover Effect** Related costs consist of employee benefits. *SG $766,212* Related Costs: $194,312	766,212	-	960,524
3 . **Change in Number of Working Days** One less working day. Related costs consist of employee benefits. *SG $(89,014)* Related Costs: $(22,574)	(89,014)	-	(111,588)
Increased Services			
4 . **Expense Accounts Increases** Add funding in the amount of $360,000 to fund expense accounts as follows: Overtime to provide continuous inspections on weekends and holidays ($270,000); Transportation to address shortfalls in this account (60,000); and Office and Administrative expenses to maintain the current level of software licenses ($30,000). Funding is provided from the General Fund, Proposition A Local Transit Fund, Proposition C Anti-Gridlock Transit Fund, Sewer Construction and Maintenance Fund, Special Gas Tax Street Improvement Fund, Stormwater Pollution Abatement Fund and Street Lighting Assessment Maintenance Fund. *SOT $270,000; EX $90,000*	360,000	-	360,000
TOTAL CHANGES APPLICABLE TO VARIOUS PROGRAMS	1,746,134	-	

Construction Inspection

This program administers contracts and permits for construction of public works projects such as streets, bridges, sewers, storm drains, and public buildings through inspection at sites and in plants engaged in manufacturing related construction materials. The activities include preparation of statements of payments due on contracts and recommendations for acceptance of the completed projects. The program also provides inspection for recreation and parks projects, airport facilities and wastewater treatment facilities.

Program Changes	Direct Cost	Positions	Total Cost
Changes in Salaries, Expense, Equipment and Special			
5 . **Apportionment of Changes Applicable to Various Programs** Related costs consist of employee benefits Related Costs: $300,202	1,513,756	-	1,813,958
Increased Services			
6 . **Wastewater Capital Program** Add nine months funding and resolution position authority for 26 positions to inspect and perform contract compliance services related to the City's Wastewater Capital Program. Construction activity will increase due to projects required to meet the conditions of the Collections Systems Settlement Agreement and other sewer construction. Related costs consist of employee benefits. *SG $1,524,573; SOT $114,000; EX $99,000* Related Costs: $535,914	1,737,573	-	2,273,487
7 . **Proprietary Department Construction** Add nine months funding and resolution position authority for seven Construction Inspectors and seven Senior Construction Inspectors to inspect projects at the Los Angeles World Airports (LAWA). Construction activity is expected to increase dramatically over the next five years. Funding is also provided for related expenses. Costs will be fully reimbursed LAWA. Related costs consist of employee benefits. *SG $861,273; SOT $250,000; EX $151,380* Related Costs: $298,809	1,262,653	-	1,561,462
TOTAL CONSTRUCTION INSPECTION	4,513,982	-	

2005-06 Program Budget	20,694,736	264
Changes in Salaries, Expense, Equipment and Special	4,513,982	-
2006-07 PROGRAM BUDGET	25,208,718	264

Contract Compliance

This program ensures that contractors performing under City-awarded contracts comply with City, state and federal requirements relating to affirmative action, equal employment opportunity, prevailing wage, Minority, Women and Disadvantaged Business Enterprises and other labor regulations through outreach, monitoring and enforcement activities.

Program Changes	Direct Cost	Positions	Total Cost
Changes in Salaries, Expense, Equipment and Special			
8 . **Apportionment of Changes Applicable to Various Programs** Related costs consist of employee benefits Related Costs: $14,764	58,217	-	72,981
TOTAL CONTRACT COMPLIANCE	58,217	-	

2005-06 Program Budget	817,135	13
Changes in Salaries, Expense, Equipment and Special	58,217	-
2006-07 PROGRAM BUDGET	875,352	13

General Administration and Support

This program provides management and administrative support, including budget development, personnel administration, systems and clerical support.

Program Changes	Direct Cost	Positions	Total Cost
Changes in Salaries, Expense, Equipment and Special			
9 . **Apportionment of Changes Applicable to Various Programs** Related costs consist of employee benefits Related Costs: $36,560	174,161	-	210,721
TOTAL GENERAL ADMINISTRATION AND SUPPORT	174,161	-	

2005-06 Program Budget	2,208,114	32
Changes in Salaries, Expense, Equipment and Special	174,161	-
2006-07 PROGRAM BUDGET	2,382,275	32

INDICATORS OF WORKLOAD

	ACTUAL 2000-01	ACTUAL 2001-02	ACTUAL 2002-03	ACTUAL 2003-04	ACTUAL 2004-05	EST. 2005-06	EST. 2006-07
CONSTRUCTION INSPECTION PROGRAM							
City Operating Facilities & Airport							
Public Works Bureaus	1,811	770	139	1,026	259	39	39
Dept. Of Airports	5,302	1,443	687	1,192	1,911	2,400	5,366
Recreation and Parks	7,381	7,074	7,559	4,944	734	68	616
Other City Departments	4,713	8,172	4,059	3,030	1,778	1,683	4,206
Privately Financed Facilities							
"B" Permits	22,406	20,839	18,139	16,680	12,662	15,776	16,090
"A" and H.C. Permits	10,554	12,514	15,372	16,150	6,093	11,296	11,748
Excavation/Misc. Permits	19,513	19,261	14,061	19,014	12,045	17,485	27,941
Other Agency Agreements	2,472	3,385	2,859	3,148	1,752	2,282	2,453
Capital Improvements							
Major Sewers	16,896	17,556	20,511	17,063	10,921	15,287	21,174
Assessment/Combination	605	47	19	91	141	855	581
Other Contracts	7,339	12,969	16,585	15,923	12,611	14,931	11,967
Municipal Facilities	5,965	6,681	8,720	7,640	4,154	3,923	5,748
Inspection Support							
Final Inspection Activity	1,836	2,555	2,306	2,455	1,206	2,607	2,607
Material Control Activity	12,421	11,269	11,312	10,945	7,399	9,040	9,040
CONTRACT COMPLIANCE PROGRAM							
Contractor Enforcement [1] - Living Wage, Equal Benefits, and Contract Compliance:							
Employee complaints received	-	-	-	-	8	6	6
Contracts reviewed	-	-	-	-	900	510	510
Contracts subject to Living Wage audits	-	-	-	-	100	-	-
Living Wage audits conducted	-	-	-	-	10	-	-
Pre-bid meetings attended	-	-	-	-	380	144	144
Training sessions conducted	-	-	-	-	30	-	-
Equal Benefits Certifications reviewed	-	-	-	-	1,800	854	854
Labor Compliance							
Ave. No. Of Active Contracts [2]	359	384	400	375	306	308	395
Preconstruction Meetings	174	171	182	164	136	123	157
Payrolls Analyzed	31,365	31,635	32,318	31,555	25,192	21,110	27,091
Interviews Analyzed	521	415	564	427	372	327	420
Source Documents Audits	67	60	51	80	50	47	60
Wage Violations Processed	1,028	585	1,550	1,214	894	868	1,114
Affirmative Action - Non-Construction							
Nonconstruction Plans Reviewed	1,888	3,379	3,058	2,464	3,530	1,399	1,399
Subcontractor Outreach & Enforcement [3]							
Pre-Bid/Pre-Proposal Meetings [4]	141	303	115	119	380	195	231
Bid Proposals Analyzed [4]	476	524	362	328	798	500	594
Good Faith Effort Documentation Pkgs Analyzed [5]	N/A	N/A	307	197	471	303	359
Acceptance Board Reports (Formerly Final Acceptance Reports)	140	261	154	125	359	211	250
Construction Award/Rejection Board Reports Processed [5]	N/A	N/A	68	120	168	148	176
Personal Services/Procurement Board Reports Processed [5]	N/A	N/A	56	47	95	64	75
Personal Services/Amendment Board Reports Processed [5]	N/A	N/A	22	16	35	30	36
Training/Outreach Opportunities	N/A	N/A	487	94	565	358	425

INDICATORS OF WORKLOAD

	ACTUAL 2000-01	ACTUAL 2001-02	ACTUAL 2002-03	ACTUAL 2003-04	ACTUAL 2004-05	EST. 2005-06	EST. 2006-07
CONTRACT COMPLIANCE PROGRAM (Continued)							
Affirmative Action - Construction							
Construction Plans Reviewed	1,962	2,385	2,385	1,738	2,823	614	614
Utility Reports Reviewed	2,785	4,032	4,032	5,122	5,776	1,724	1,724
Utility Reports Monitored	3,341	6,179	6,179	4,642	7,377	1,686	1,686
Centralized Certification							
Certified Applications Pending[2]	158	109	109	424	526	418	418
Certified Applications Processed	396	290	290	148	431	396	396
Outreach Meetings	49	83	83	-	81	52	52

[1] Function transferred from the City Administrative Officer in 2004-05

[2] Average amount per month

[3] New name for Bid Review Construction and Bid Review Non-Construction Sections

[4] Combines data for Construction and Non-Construction activities in previous years

[5] New category as of FY 2002-03

BUREAU OF ENGINEERING

2006-07 Proposed Budget

FUNDING

	2005-06 Estimated	2005-06 Budget	2006-07 PROPOSED Amount	%Change
Salaries	$ 75,909,000	$ 75,524,572	**$ 76,825,160**	1.7%
Expense	3,440,000	3,266,096	**3,266,846**	-- %
Equipment	--	--	**--**	-- %
Special	--	--	**--**	-- %
TOTAL	**$ 79,349,000**	**$ 78,790,668**	**$ 80,092,006**	1.7%

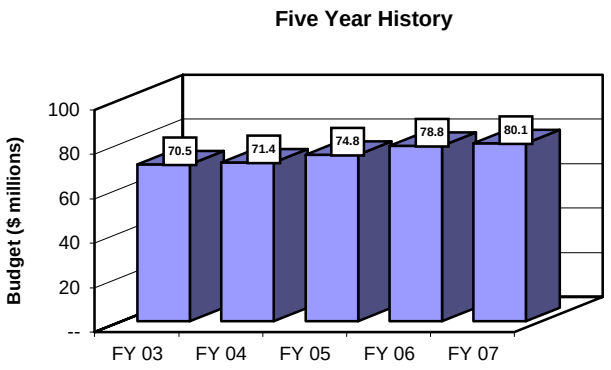

STAFFING

	June 30, 2006 Projected Staffing	2005-06 Adopted Budget	2006-07 PROPOSED Authorized Staffing	%Change
Regular	831	946	**973**	2.9%
Resolution	164	211	**194**	

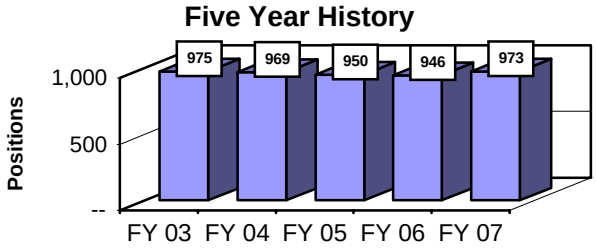

BUDGET HIGHLIGHTS

	Direct Cost	Positions
◆ Document Processing and Management Support (Two resolution authorities)	$ 83,007	--
◆ Uniform Project Reporting System Support (One resolution authority)	63,829	--
◆ Collection System Settlement Agreement Support (Three resolution authorities)	--	--
◆ Metro Rail Annual Work Program	554,016	6
◆ Street Resurfacing Survey Support (Six resolution authorities)	428,020	--
◆ Storm Damage Restoration Program (Seven resolution authorities)	--	--
◆ Facilities Construction Management (Six resolution authorities)	--	--
◆ Facilities Project Management	1,866,328	21
◆ Recreation and Cultural Facilities Support	(21,563)	--

Recapitulation of Changes

	Adopted Budget 2005-06	Total Budget Changes	Budget Appropriation 2006-07
EXPENDITURES AND APPROPRIATIONS			
Salaries			
Salaries General	74,350,309	1,300,588	75,650,897
Overtime General	1,174,263	-	1,174,263
Total Salaries	75,524,572	1,300,588	76,825,160
Expense			
Printing and Binding	91,402	100	91,502
Construction Expense	52,362	-	52,362
Contractual Services	1,524,933	-	1,524,933
Field Equipment Expense	66,629	-	66,629
Transportation	100,252	-	100,252
Office and Administrative	887,396	300	887,696
Operating Supplies	543,122	350	543,472
Total Expense	3,266,096	750	3,266,846
Total Bureau of Engineering	78,790,668	1,301,338	80,092,006
SOURCES OF FUNDS			
General Fund	31,554,432	1,359,780	32,914,212
Special Gas Tax Street Improvement Fund (Sch 5)	4,238,440	10,618	4,249,058
Stormwater Pollution Abatement Fund (Sch. 7)	4,051,104	106,355	4,157,459
Mobile Source Air Poll. Reduction Fund (Sch. 10)	91,432	-	91,432
Sewer Capital (Sch. 14)	38,411,364	(285,555)	38,125,809
Proposition A Local Transit Fund (Sch. 26)	443,896	110,140	554,036
Total Funds	78,790,668	1,301,338	80,092,006
Percentage Change			1.65%
Positions	946	27	973

Changes Applicable to Various Programs

The following changes involve two or more budgetary programs. These changes are explained below and apportioned as single entries in the affected programs. Single-program changes are shown only in the programs involved.

Program Changes	Direct Cost	Positions	Total Cost
Changes in Salaries, Expense, Equipment and Special			
Obligatory Changes			
1 . **2006-07 Employee Compensation Adjustment** Related costs consist of employee benefits. *SG $2,227,104* Related Costs: $455,666	2,227,104	-	2,682,770
2 . **Salary Step Plan and Turnover Effect** Related costs consist of employee benefits. *SG $597* Related Costs: $119	597	-	716
3 . **Change in Number of Working Days** One less working day. Related costs consist of employee benefits. *SG $(279,636)* Related Costs: $(57,212)	(279,636)	-	(336,848)
Deletion of One-Time Services			
4 . **Deletion of Funding for Resolution Authorities** Delete funding for 45 resolution authority positions. Due to the City's current financial constraints, only critical positions will be continued. Related costs consist of employee benefits. Continued: Collection System Settlement Agreement (11 positions) - See Item 9. Document Processing and Management Support (Two positions) - See Item 10. Street Resurfacing Survey Support (Six positions) - See Item 16. Facilities Construction Management (Six positions) - See Item 19. *SG $(3,591,825)* Related Costs: $(734,887)	(3,591,825)	-	(4,326,712)
5 . **Deletion of One-Time Expense Funding** One-time funding for 2005-06 expense items is deleted. *EX $(1,000)*	(1,000)	-	(1,000)

Program Changes	Direct Cost	Positions	Total Cost
Changes in Salaries, Expense, Equipment and Special			
Increased Services			
6 . **Constituent Services and Permits Program** Add funding and resolution position authority for a Civil Engineer position to support the Constituent Services and Permit Program. In addition, five vacant Civil Engineering Associate III positions from the Wastewater Program will be reassigned to this Program. Constituent Services has experienced significant increases in volume and complexity as a result of increased development. In recent years, positions were eliminated from this Program due to the City's financial situation. The Bureau has compensated by borrowing staff from other Programs and using overtime. Revenues generated will offset the cost of these positions. Related costs consist of employee benefits. *SG $(29,289); EX $750* Related Costs: $228	(28,539)	-	(28,311)
TOTAL CHANGES APPLICABLE TO VARIOUS PROGRAMS	(1,673,299)	-	

Stormwater Facilities Engineering

This program plans and designs the stormwater drainage system of the City and is financed from the Stormwater Pollution Abatement Fund.

Program Changes	Direct Cost	Positions	Total Cost
Changes in Salaries, Expense, Equipment and Special			
7 . **Apportionment of Changes Applicable to Various Programs** Related costs consist of employee benefits Related Costs: $21,176	103,506	-	124,682
TOTAL STORMWATER FACILITIES ENGINEERING	103,506	-	

2005-06 Program Budget	3,966,875	43
Changes in Salaries, Expense, Equipment and Special	103,506	-
2006-07 PROGRAM BUDGET	4,070,381	43

Wastewater Facilities Engineering

This program plans, surveys, designs and regulates construction of wastewater and sewage disposal facilities. This program is financed from the Sewer Construction and Maintenance Fund.

Program Changes	Direct Cost	Positions	Total Cost
Changes in Salaries, Expense, Equipment and Special			
8 . **Apportionment of Changes Applicable to Various Programs** Related costs consist of employee benefits Related Costs: $(184,741)	(616,752)	(5)	(801,493)
Continuation of Services			
9 . **Collection System Settlement Agreement** Continue resolution position authority without funding for 11 positions to support the work program developed pursuant to the Wastewater Collection System Settlement Agreement with the Regional Water Quality Control Board. The Bureau instituted a reorganization in 2005-06 to integrate design and construction management groups to deliver the overall wastewater conveyance capital improvement program and the Settlement Agreement projects. Funding for these positions will be covered by savings accrued from holding lower priority positions vacant within the Wastewater Program. Associated expense and equipment costs are directly funded in the Sewer Construction and Maintenance Fund. Related costs consist of employee benefits. *EX $1,000* Related Costs: $322,944	1,000	-	323,944
10 . **Document Processing and Management Support** Continue funding and resolution position authority for two positions (one Messenger Clerk and one Principal Clerk) to support the Wastewater Capital Improvement Program (WCIP). These positions were first approved as resolution authorities in 2005-06 and perform document coordination, management and distribution for the WCIP previously provided by a consultant. These positions are funded by the Sewer Construction and Maintenance Fund. Related costs consist of employee benefits. *SG $83,007* Related Costs: $36,372	83,007	-	119,379

Program Changes	Direct Cost	Positions	Total Cost
Changes in Salaries, Expense, Equipment and Special			
Increased Services			
11 . **Uniform Project Reporting System Support** Add funding and resolution position authority for one Senior Systems Analyst position to support the Uniform Project Reporting System (UPRS). UPRS is a critical organizational database used to manage all of the Bureau's engineering projects. This position will assume duties currently being handled by a consultant resulting in an estimated annual net savings of $64,000 to the Sewer Construction and Maintenance Fund. This position is funded by the Sewer Construction and Maintenance Fund. Related costs consist of employee benefits. *SG $63,829* Related Costs: $21,933	63,829	-	85,762
12 . **Collection System Settlement Agreement Support** Add resolution position authority without funding for one Construction Estimator and two Civil Engineer positions to support the work program developed pursuant to the Wastewater Collection System Settlement Agreement with the Regional Water Quality Control Board. The Bureau instituted a reorganization in 2005-06 to integrate design and construction management groups to deliver the overall wastewater conveyance capital improvement program and the Settlement Agreement projects. Funding for these positions will be covered by savings accrued from holding lower priority positions vacant within the Wastewater Program. Associated expense and equipment costs are directly funded in the Sewer Construction and Maintenance Fund. Related costs consist of employee benefits. Related Costs: $73,212	-	-	73,212
TOTAL WASTEWATER FACILITIES ENGINEERING	(468,916)	(5)	

2005-06 Program Budget	32,565,018	398
Changes in Salaries, Expense, Equipment and Special	(468,916)	(5)
2006-07 PROGRAM BUDGET	32,096,102	393

Privately Financed Improvements Engineering

This program issues permits, checks plans, and establishes requirements for public improvements constructed with private funds.

Program Changes	Direct Cost	Positions	Total Cost
Changes in Salaries, Expense, Equipment and Special			
13 . **Apportionment of Changes Applicable to Various Programs** Related costs consist of employee benefits Related Costs: $179,099	558,525	5	737,624
TOTAL PRIVATELY FINANCED IMPROVEMENTS ENGINEERING	558,525	5	

2005-06 Program Budget	8,551,952	110
Changes in Salaries, Expense, Equipment and Special	558,525	5
2006-07 PROGRAM BUDGET	9,110,477	115

Street Improvements Engineering

This program plans, surveys, designs and monitors construction of improvements to the City Street System.

Program Changes	Direct Cost	Positions	Total Cost
Changes in Salaries, Expense, Equipment and Special			
14 . **Apportionment of Changes Applicable to Various Programs** Related costs consist of employee benefits Related Costs: $(145,356)	(710,443)	-	(855,799)
Continuation of Services			
15 . **Metro Rail Annual Work Program** Continue funding and add regular position authority for six positions (two Civil Engineers, four Civil Engineering Associates) that have been on resolution authority for the past five years. These positions provide support for the Metro Rail Annual Work Program by reviewing designs, construction submissions, change requests and developing necessary agreements related to MTA projects. These positions are funded by Proposition A. Related costs consist of employee benefits. *SG $554,016* Related Costs: $186,456	554,016	6	740,472
16 . **Street Resurfacing Survey Support** Continue funding and resolution position authority for six positions for two survey crews to support the 200 mile resurfacing program (see Street Services Item 23) and the Storm Damage Repair Program (see Item 17). These positions are partially funded by the Special Gas Tax Street Improvement Fund. Related costs consist of employee benefits. *SG $428,020* Related Costs: $154,488	428,020	-	582,508

Program Changes	Direct Cost	Positions	Total Cost
Changes in Salaries, Expense, Equipment and Special			
Continuation of Services			
17 . **Storm Damage Restoration Program** Add resolution position authority for seven positions (one Civil Engineer, three Civil Engineer Associates, one Engineering Geologist Associate and two Land Survey Assistants) to support the Storm Damage Repair Program. These positions were approved on an interim basis in 2005-06. The Program consists of over 50 storm damage repair projects that are eligible for reimbursement by the Federal Emergency Management Administration (FEMA) or the Federal Highway Administration (FHWA). Commercial paper will be issued periodically to front-fund costs and repaid upon receipt of federal reimbursements. The estimated annual cost of this Program in 2006-07 is $606,000. (See Street Services Item 27.)	-	-	-
TOTAL STREET IMPROVEMENTS ENGINEERING	271,593	6	

2005-06 Program Budget	6,544,719	68
Changes in Salaries, Expense, Equipment and Special	271,593	6
2006-07 PROGRAM BUDGET	6,816,312	74

Municipal Facilities Engineering

This program provides design services for new City facilities and modifications to existing City facilities and coordinates actvities of private contractors and architects.

Program Changes	Direct Cost	Positions	Total Cost
Changes in Salaries, Expense, Equipment and Special			
18 . **Apportionment of Changes Applicable to Various Programs** Related costs consist of employee benefits Related Costs: $(298,685)	(1,459,853)	-	(1,758,538)
Continuation of Services			
19 . **Facilities Construction Management** Continue resolution position authority without funding for six positions (one Clerk Typist, one Senior Construction Estimator, one Civil Engineering Associate, one Electrial Engineering Associate, one Management Analyst and one Senior Structural Engineer) that support construction management for Recreation and Parks projects in the Recreation and Cultural Facilities Program. These positions were first approved as resolution authority in 2001-02 and will work on approximately 48 new and ongoing projects. The cost of these positions are eligible for reimbursement by Propositions K, 12 and 40. Related costs consist of employee benefits. Related Costs: $170,916	-	-	170,916
20 . **Facilities Project Management** Continue funding and add regular authority for 21 positions that have been on resolution authority for the past three years in the Recreation and Cultural Facilities Program. These positions were originally transferred from Recreation and Parks (RAP) to provide project management, design and construction services. The Bureau currently manages over 150 RAP projects and expects an additional 40 projects to begin in 2006-07. The cost of these positions are eligible for reimbursement by Propositions K, 12 and 40. Related costs consist of employee benefits. *SG $1,866,328* Related Costs: $634,068	1,866,328	21	2,500,396

Program Changes	Direct Cost	Positions	Total Cost
Changes in Salaries, Expense, Equipment and Special			
Other Changes or Adjustments			
21 . **Recreation and Cultural Facilities Support** Add regular position authority for one Senior Management Analyst I and eliminate position authority for one Environmental Affairs Officer to support the changing needs of the Proposition K program. This adjustment results in one-time savings to the General Fund. Related costs consist of employee benefits. *SG $(21,563)* Related Costs: $(5,472)	(21,563)	-	(27,035)
TOTAL MUNICIPAL FACILITIES ENGINEERING	384,912	21	

2005-06 Program Budget	12,528,513	122
Changes in Salaries, Expense, Equipment and Special	384,912	21
2006-07 PROGRAM BUDGET	12,913,425	143

General Public Improvements Engineering

This program provides general engineering services related to public improvements which are not fee supported.

Program Changes	Direct Cost	Positions	Total Cost
Changes in Salaries, Expense, Equipment and Special			
22 . **Apportionment of Changes Applicable to Various Programs** Related costs consist of employee benefits Related Costs: $9,962	48,687	-	58,649
TOTAL GENERAL PUBLIC IMPROVEMENTS ENGINEERING	48,687	-	

2005-06 Program Budget	1,784,751	23
Changes in Salaries, Expense, Equipment and Special	48,687	-
2006-07 PROGRAM BUDGET	1,833,438	23

General Mapping and Survey Support

This program prepares, maintains and reproduces maps required to support programs of the Bureau and other City agencies. Also, this program surveys and collects, calculates and records survey data in support of the Bureau's operating programs.

Program Changes	Direct Cost	Positions	Total Cost
Changes in Salaries, Expense, Equipment and Special			
23 . **Apportionment of Changes Applicable to Various Programs** Related costs consist of employee benefits Related Costs: $26,696	130,480	-	157,176
TOTAL GENERAL MAPPING AND SURVEY SUPPORT	130,480	-	

2005-06 Program Budget	4,650,975	63
Changes in Salaries, Expense, Equipment and Special	130,480	-
2006-07 PROGRAM BUDGET	4,781,455	63

General Administration and Support

This program provides management and administrative support functions including Bureau management and administration and other ancillary or support activities which cannot be attributed to an operating program.

Program Changes	Direct Cost	Positions	Total Cost
Changes in Salaries, Expense, Equipment and Special			
24 . **Apportionment of Changes Applicable to Various Programs** Related costs consist of employee benefits Related Costs: $55,763	272,551	-	328,314
TOTAL GENERAL ADMINISTRATION AND SUPPORT	272,551	-	

2005-06 Program Budget	8,197,865	119
Changes in Salaries, Expense, Equipment and Special	272,551	-
2006-07 PROGRAM BUDGET	8,470,416	119

INDICATORS OF WORKLOAD[1]

	ACTUAL 2000-01	ACTUAL 2001-02	ACTUAL 2002-03	ACTUAL 2003-04	ACTUAL 2004-05	EST. 2005-06	EST. 2006-07
STORMWATER FACILITIES ENGINEERING PROGRAM							
Total Value of Active Authorized Projects ($000,000)	4,270	3,617	1,660	4,788	4,000	7,000	6,000
Active Authorized Projects (Number)	15	17	9	16	8	11	11
Construction Contracts Awarded (Number)	17	19	4	8	10	15	7
Construction Contracts Awarded ($000,000) [2]	-	-	-	4	9	8	4
Construction Contracts Paid ($000,000)	6,891	3,176	5,068	3,000	5,810	6,000	6,000
Dollar value spent on land costs ($000)	-	-	-	55	-	-	-
Dollar value of change orders paid ($000)	-	318	658	510	456	-	-
Flood Zone inquiries [3]	2,632	5,827	4,056	4,443	581	600	600
Emergency / Urgent Investigations Conducted (Drainage Inquiries) [3]	170	325	154	345	540	300	325
Flood clearances	60	26	57	71	79	100	100
WASTEWATER FACILITIES ENGINEERING PROGRAM							
Total Value of Active Authorized Projects ($000,000)	1,800	2,052	809	1,481	1,925	1,982	1,729
Active Authorized Projects (Number)	270	234	145	283	291	268	214
Number of other authorized projects (not in CIP)	5	1	1	1	1	-	-
Dollar value, other proj. authorized (not in CIP) ($000,000)	25	10	5	5	5	-	-
Construction Contracts Awarded (Number)	27	35	15	54	59	60	59
Construction Contracts Awarded ($000,000)	89	206	10	191	68	97	397
Construction Contracts Paid ($000,000)	91.0	136.0	170.0	168.0	152.0	141.0	217.0
Dollar value spent on land costs ($000,000)	2.0	17.4	-	0.3	0.3	-	-
Dollar value of change orders paid ($000,000)	3.0	14.4	11.4	13.8	17.2	-	-
Emergency / Urgent Investigations Conducted [2]	-	-	-	168.0	321.0	275.0	275.0
PRIVATELY-FINANCED IMPROVEMENTS PROGRAM							
All permits issued (all districts)	10,863	13,623	16,918	19,631	19,137	23,000	23,000
B permits processed (project plans checked)	21	421	458	450	450	-	-
E permits issued (Lateral Support Shoring plan checked)	198	227	131	130	130	-	-
Legal descriptions determined on private properties	21,416	12,232	15,026	15,000	15,000	-	-
Non-R3 Dedication of Easement	144	144	318	320	320	-	-
Revocable Permits issued	94	179	249	250	250	-	-
U permits issued	2,195	9,895	10,127	10,600	10,600	-	-
Certificates of Occupancy approvals	2,549	2,500	4,305	3,000	3,000	-	-
Clearance for bond release researched	97	485	1,079	1,100	1,100	-	-
Final Parcel Map clearance	45	50	44	50	50	-	-
Final Tract Map clearance	85	70	75	75	75	-	-
Form 9s (Residential Property Reports) processed	3,370	38,013	49,948	50,000	50,000	-	-
Private street maps issued	-	-	2	2	2	-	-
Reports to Council - R/W Investigations	86	171	210	210	210	-	-
Reports to Planning Department	299	234	282	280	150	-	-
Right of Way Dedications	3,175	356	167	170	170	-	-
Street Vacations - New Applications	60	48	55	44	48	65	65
Street Vacations completed	60	22	26	-	-	-	-
Tentative Parcel Map clearance	57	68	83	80	80	-	-
Tentative Tract Map clearance	69	93	151	150	150	-	-
Zoning Administration Case	-	-	-	-	-	-	-
Total Number of Tentative Map Applications [2]	-	-	-	371	551	703	703
Total Number of Final Maps Completed [2]	-	-	-	158	271	342	342
Total Value of Permitted Construction ($000,000) [2]	-	-	-	185	298	310	310

INDICATORS OF WORKLOAD[1] (Continued)

	ACTUAL 2000-01	ACTUAL 2001-02	ACTUAL 2002-03	ACTUAL 2003-04	ACTUAL 2004-05	EST. 2005-06	EST. 2006-07
STREET IMPROVEMENTS ENGINEERING PROGRAM							
Active Authorized Projects (Number)	17	28	16	81	48	62	54
Total Value of Active Authorized Projects ($000,000)	20	21	6	257	120	139	105
Number of other authorized projects (not in CIP)	12	23	67	42	47	-	-
Dollar value of other authorized proj. (not in CIP) ($000,000)	-	146	187	126	120	-	-
Construction Contracts Awarded (Number)	13	11	8	5	11	16	16
Construction Contracts Awarded ($000,000)	27	15	47	8	13	39	21
Construction Contracts Paid ($000,000)	15	11	39	8	9	31	39
Dollar value spent on land costs ($000,000)	-	3	8	1	11	-	-
Dollar value of change orders paid ($000,000)	-	1	4	1	6	-	-
Emergency/Urgent Investigations Conducted	-	-	-	65	65	65	65
BRIDGE IMPROVEMENT PROGRAM (BIP)							
Active Authorized Projects (Number)	-	103	100	100	56	56	54
Total Value of Active Authorized Projects ($000,000)	-	242	270	270	264	264	291
Construction Contracts Awarded (Number)	-	1	6	10	1	13	6
Construction Contracts Awarded ($000,000)	-	-	8	12	1	22	33
Construction Contracts Paid ($000,000)	-	-	4	4	1	7	17
Dollar value spent on land costs ($000,000)	-	-	-	-	1	-	-
Change orders paid ($000,000)	-	-	-	-	1	-	-
MUNICIPAL FACILITIES ENGINEERING PROGRAM[4]							
Projects on hand for in-house design	36	10	20	25	20	-	-
Value of projs, in-house design, on hand ($000,000)	32	24	54	40	35	-	-
Projects contracted out for design ($000,000)	28	5	11	12	9	-	-
Value of projects contracted out, design (000,000)	142	30	97	87	86	-	-
Projects contracted out under construction	7	4	4	4	9	-	-
Value of projects contracted out under construction ($000,000)	17	58	80	77	86	-	-
Investigations conducted	70	78	85	84	61	-	-
Number of projects estimated	95	105	95	90	61	-	-
Construction Contracts Awarded (Number)	9	14	21	70	50	66	76
Number of projects constructed	12	9	7	8	23	-	-
Value of projects constructed ($000,000)	17	50	28	5	101	-	-
Number of change orders - City Hall	150	500	-	-	-	-	-
Active Authorized Projects (Number)	92	97	190	135	241	247	196
Total Value of Active Authorized Projects ($000,000)	501	702	1,525	1,649	1,432	1,548	1,387
Number of other authorized projects (not in CIP)	6	-	15	20	15	-	-
Dollar value of other authorized project (not in CIP) ($000,000)	19	-	31	41	35	-	-
Number of projects awarded	11	9	7	20	8	-	-
Construction Contracts Awarded ($000,000)	29	56	614	164	236	668	157
Construction Contracts Paid ($000,000)	28	53	159	139	159	454	417
Amount spent on change orders ($000,000)	2	2	1	1	1	-	-
RECREATION & PARKS							
NON-RAP COMPETITIVE GRANT PROJECTS							
Number of grant applications received[2]	-	-	-	128	76	130	76
Number of grants awarded[2]	-	-	-	72	63	78	65
Dollar value of grants awarded ($000,000)[2]	-	-	-	4	2	7	2

INDICATORS OF WORKLOAD[1] (Continued)

	ACTUAL 2000-01	ACTUAL 2001-02	ACTUAL 2002-03	ACTUAL 2003-04	ACTUAL 2004-05	EST. 2005-06	EST. 2006-07
GENERAL PUBLIC IMPROVEMENTS ENGINEERING PROGRAM							
Alterations & Improvements requests on hand (back log)	-	-	-	-	-	-	-
Projects advertised for construction (non A & I)	-	-	-	-	-	-	-
Construction contracts awarded	-	-	-	-	-	-	-
Bridge inspections	396	323	305	336	340	350	350
Building materials, Overload permits and Street Tree permits issue	1,742	1,944	2,221	2,256	2,198	2,250	2,250
GENERAL MAPPING AND SURVEY SUPPORT							
Database changes	102,459	152,126	105,636	76,718	121,757	125,000	125,000
Number of substructure maps produced (all programs)	19,089	93,820	81,163	29,126	25,372	30,000	30,000
Number of special maps plotted (all programs)	4,348	7,955	9,581	9,173	12,840	12,000	12,000
Customer service requests - Mapping (all programs)	1,428	1,732	1,555	2,325	2,035	2,500	2,500
Survey Monuments placed/maintained	2,413	2,539	1,244	2,480	2,859	2,900	3,000
Number of surveys performed (for all programs)	832	897	1,190	1,122	1,957	2,200	2,300
Number of benchmarks leveled	1,855	207	681	778	450	900	1,000
Customer service requests processed - Survey	3,893	4,756	5,448	7,585	6,664	6,700	6,800
GENERAL ADMINISTRATION AND SUPPORT							
Square feet of photocopy processed (000)	1,385	850	588	1,147	1,806	1,820	1,825
Clerical items processed	5,652	8,567	8,011	6,774	16,700	17,000	17,100
Microfilm items processed (000)	337	211	289	13	21	22	22
Help desk calls received (Systems support)	3,120	3,310	3,080	3,306	3,010	3,100	3,100
PC support provided - IMIS inventory count for CPUs	1,060	1,130	1,133	1,133	1,101	1,160	1,160
Precise Graphics ($ 000)	520	206	84	100	90	-	-
Number of training hours provided	11,028	11,891	14,000	10,022	32,204	25,000	30,000
Number of personnel requisitions	1,737	2,107	2,285	2,100	2,200	2,200	2,200

1 Indicators without 2006-07 data are no longer tracked in the same manner as previously reported; these indicators are reflected for historical purposes only

2 New indicator effective 2005-06

3 Before 2001-02, was reported under Privately Financed Program

4 Effective 2005-06, indicators for Library, Proposition Q, Proposition K, Proposition F (Fire and Animal), Zoo and Seismic Bond Programs included in Municipal Facilities indicators

BUREAU OF SANITATION

2006-07 Proposed Budget

FUNDING

	2005-06 Estimated	2005-06 Budget	2006-07 PROPOSED Amount	%Change
Salaries	$ 169,759,000	$ 172,979,167	**$ 181,350,724**	4.8%
Expense	57,697,000	54,265,063	**65,104,244**	20.0%
Equipment	88,000	87,863	**109,457**	24.6%
Special	--	--	**--**	-- %
TOTAL	**$ 227,544,000**	**$ 227,332,093**	**$ 246,564,425**	8.5%

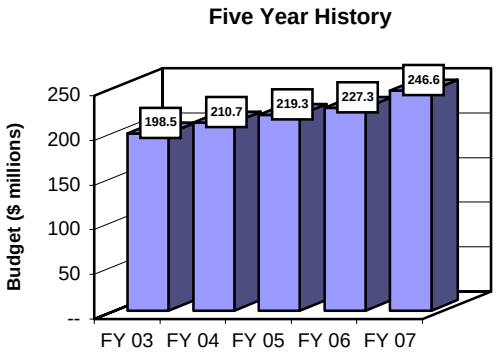

STAFFING

	June 30, 2006 Projected Staffing	2005-06 Adopted Budget	2006-07 PROPOSED Authorized Staffing	%Change
Regular	2,673	2,821	**2,897**	2.7%
Resolution	12	15	**16**	

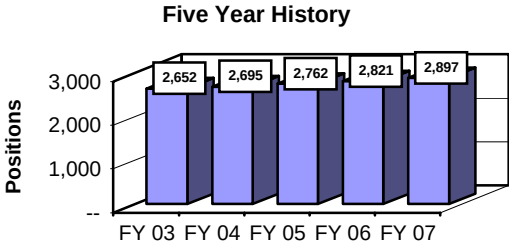

BUDGET HIGHLIGHTS

	Direct Cost	Positions
◆ TMDL Monitoring and Data Management	$ 103,797	2
◆ Stormwater Pollution Abatement Funded Positions	171,024	2
◆ Operations and Maintenance Positions	282,732	5
◆ Watewater Maintenance Requirements	501,677	5
◆ Personal Computer Systems Support (Three resolution authorities)	155,331	--
◆ Odor Control Facility Maintenance (Five resolution authorities)	208,392	--
◆ Tip Fees	6,454,000	--
◆ Refuse Collection	443,112	6
◆ Curbside Collection Requirements	1,218,163	20
◆ Central Los Angeles Recycling/Transfer Station	366,328	8
◆ Solid Waste Integrated Resource Plan	2,618,484	6
◆ Contamination Reduction Program	2,306,668	9
◆ Alternative Disposal Technologies	74,242	1
◆ Alternative Fuel Program	225,450	6

Recapitulation of Changes

	Adopted Budget 2005-06	Total Budget Changes	Budget Appropriation 2006-07
EXPENDITURES AND APPROPRIATIONS			
Salaries			
Salaries General	163,905,620	7,922,783	171,828,403
Salaries As-Needed	1,205,811	78,878	1,284,689
Overtime General	7,246,508	369,896	7,616,404
Hiring Hall Salaries	477,025	-	477,025
Benefits Hiring Hall	144,203	-	144,203
Total Salaries	172,979,167	8,371,557	181,350,724
Expense			
Printing and Binding	467,018	100,000	567,018
Travel	5,000	-	5,000
Construction Expense	130,379	-	130,379
Contractual Services	9,839,220	3,839,637	13,678,857
Field Equipment Expense	259,094	16,000	275,094
Transportation	149,428	-	149,428
Governmental Meetings	100	(100)	-
Uniforms	739,916	17,110	757,026
Office and Administrative	249,950	464,133	714,083
Operating Supplies	42,424,958	6,402,401	48,827,359
Total Expense	54,265,063	10,839,181	65,104,244
Equipment			
Furniture, Office and Technical Equipment	87,863	21,594	109,457
Total Equipment	87,863	21,594	109,457
Total Bureau of Sanitation	227,332,093	19,232,332	246,564,425

Recapitulation of Changes

	Adopted Budget 2005-06	Total Budget Changes	Budget Appropriation 2006-07
SOURCES OF FUNDS			
General Fund	103,826,319	(12,499,908)	91,326,411
Solid Waste Resources Revenue Fund (Sch. 2)	6,260,123	23,145,102	29,405,225
Stormwater Pollution Abatement Fund (Sch. 7)	12,547,808	254,360	12,802,168
Community Development Trust Fund (Sch. 8)	14,259	(14,259)	-
Mobile Source Air Poll. Reduction Fund (Sch. 10)	187,008	14,560	201,568
Sewer Operation & Maintenance (Sch. 14)	92,384,278	3,595,690	95,979,968
Sewer Capital (Sch. 14)	2,450,862	149,085	2,599,947
Curbside Recycling Trust Fund (Sch. 29)	1,640,633	-	1,640,633
Integrated Solid Waste Mgt Fund (Sch. 29)	165,912	321,960	487,872
Used Oil Collection Fund (Sch. 29)	511,888	489	512,377
Landfill Maintenance Special Fund (Sch. 38)	3,116,678	3,844,242	6,960,920
Household Hazardous Waste Fund (Sch. 39)	1,960,668	(12,664)	1,948,004
Citywide Recycling Fund (Sch. 51)	2,265,657	433,675	2,699,332
Total Funds	227,332,093	19,232,332	246,564,425
Percentage Change			8.46%
Positions	2,821	76	2,897

Changes Applicable to Various Programs

The following changes involve two or more budgetary programs. These changes are explained below and apportioned as single entries in the affected programs. Single-program changes are shown only in the programs involved.

Program Changes	Direct Cost	Positions	Total Cost
Changes in Salaries, Expense, Equipment and Special			
Obligatory Changes			
1 . **2006-07 Employee Compensation Adjustment** Related costs consist of employee benefits. *SG $5,143,443* Related Costs: $1,052,349	5,143,443	-	6,195,792
2 . **Salary Step Plan and Turnover Effect** Related costs consist of employee benefits. *SG $13,105* Related Costs: $2,681	13,105	-	15,786
3 . **Change in Number of Working Days** One less working day. Related costs consist of employee benefits. *SG $(645,812)* Related Costs: $(132,129)	(645,812)	-	(777,941)
4 . **Full Funding for Partially Financed Positions** Related costs consist of employee benefits. *SG $343,538* Related Costs: $70,288	343,538	-	413,826
Deletion of One-Time Services			
5 . **Deletion of Funding for Resolution Authorities** Delete funding for 15 resolution authority positions. Due to the City's current financial constraints, only critical positions will be continued. Related costs consist of employee benefits. Continued: Stormwater Pollution Abatement Funded Positions (Two positions) - See Item 10. Operations and Maintenance Positions (Five positions) - See Item 13 Refuse Collection Positions (Six positions) - See Item 23. Solid Waste Integrated Resource Plan (One position) - See Item 27. Return to Work Program (One position) - See Item 36. *SG $(848,667)* Related Costs: $(173,637)	(848,667)	-	(1,022,304)
6 . **Deletion of 2005-06 Equipment** One-time funding for 2005-06 equipment purchases is deleted. *EQ $(87,863)*	(87,863)	-	(87,863)

Program Changes	Direct Cost	Positions	Total Cost
Changes in Salaries, Expense, Equipment and Special			
Increased Services			
7 . **TMDL Monitoring and Data Management** Add nine months funding and regular position authority for two positions to meet increased workload for the Bureau's Total Maximum Daily Load (TMDL) activities. One Chemist position is added to the Metals Unit of the Bureau's Environmental Monitoring Division to meet the increased workload associated with sampling and testing for TMDLs. Additionally, one Systems Analyst position is added to coordinate the data collection, storage and retrieval systems for all TMDL related data. This will allow the Bureau's divisions to collect, store and access all TMDL related data and ensure that the data is readily available for all regulatory agencies. As TMDL compliance relates to both the Bureau's Stormwater and Wastewater Programs, funding for these two positions is provided from the Stormwater Pollution Abatement Fund and the Sewer Construction and Maintenance Fund. Related costs consist of employee benefits. *SG $103,797* Related Costs: $37,809	103,797	2	141,606
New Facilities			
8 . **SAFE Centers** Increase funding for the Bureau's SAFE Centers to reflect the addition of one part-time clerical position to staff the new SAFE Center at the Los Angeles-Glendale (LAG) Water Reclamation Plant and the addition of two full-time positions for accounting and administrative oversight. With the addition of the facility at LAG, which opened in January 2006, the City now has six SAFE Centers located throughout the City where residents can take household hazardous waste items for disposal. The Management Analyst will provide the necessary oversight of all the facilities including the as-needed and contract staffing at each location. The Accounting Clerk will replace contract accounting services and ensure timely processing of all billings associated with all the facilities. As the facilities are generally open on the weekends, as-needed clerical staff is used and there is a reduction in the Salaries General account to reflect funding that was inadvertently budgeted in the wrong account. All funding for these facilities is provided by various special funds including Household Hazardous Waste, Used Oil and Citywide Recycling Trust Fund. Related costs consist of employee benefits. *SG $65,351; SAN $78,878; EX $(83,200)* Related Costs: $32,976	61,029	2	94,005
TOTAL CHANGES APPLICABLE TO VARIOUS PROGRAMS	4,082,570	4	

Mtnce. & Operation of Flood Control Facilities

This program inspects, cleans, operates and maintains the stormwater drainage system. Additionally, the program administers the Stormwater Pollution Abatement Program which oversees City compliance with the terms of the permit issued under the National Pollutant Discharge Elimination System (NPDES). This program is entirely financed from the Stormwater Pollution Abatement Fund.

Program Changes	Direct Cost	Positions	Total Cost
Changes in Salaries, Expense, Equipment and Special			
9 . **Apportionment of Changes Applicable to Various Programs** Related costs consist of employee benefits Related Costs: $41,757	77,119	1	118,876
Continuation of Services			
10 . **Stormwater Pollution Abatement Funded Positions** Continue funding and add regular position authority for two positions originally authorized in 2005-06. The Sanitary Engineering Associate position performs plan review and approval for development projects to ensure compliance with the Standard Urban Stormwater Mitigation Plan and Site Specific Mitigation Plan requirements of the City's National Pollution Discharge Elimination Permit. The Landscape Architect is responsible for developing and implementing green technologies and Best Management Practices that meet the regulatory requirements of adopted Total Maximum Daily Loads for the City's watersheds. Both positions are fully funded by the Stormwater Pollution Abatement Fund. Related costs consist of employee benefits. *SG $171,024* Related Costs: $58,680	171,024	2	229,704
11 . **TMDL Implementation Planning** Continue resolution position authority for eight positions authorized during 2005-06 for the development of Total Maximum Daily Load (TMDL) Implementation and Compliance Monitoring plans for the TMDLs associated with the Los Angeles River and Dominquez Channel. These positions will be reimbursed by Proposition O funds.	-	-	-
TOTAL MTNCE. & OPERATION OF FLOOD CONTROL FACILITIES	248,143	3	

2005-06 Program Budget	12,161,414	148
Changes in Salaries, Expense, Equipment and Special	248,143	3
2006-07 PROGRAM BUDGET	12,409,557	151

Mtnce. and Operation of Wastewater Facilities

This program provides for the inspection, operation, and maintenance of wastewater facilities, including collection lines, pumping plants, ventilation stations, treatment and disposal facilities and is entirely financed by the Sewer Construction and Maintenance Fund.

Program Changes	Direct Cost	Positions	Total Cost
Changes in Salaries, Expense, Equipment and Special			
12 . **Apportionment of Changes Applicable to Various Programs** Related costs consist of employee benefits Related Costs: $482,625	2,334,769	1	2,817,394
Continuation of Services			
13 . **Operations and Maintenance Positions** Continue funding and add regular position authority for five positions originally authorized in the 2005-06 Adopted Budget. These positions are needed for ongoing workload associated with the operation and maintenance of two sewage treatment plants, two water reclamation plants and the sewer system. All five positions are fully funded by the Sewer Construction and Maintenance Fund. Related costs consist of employee benefits. *SG $282,732* Related Costs: $110,004	282,732	5	392,736
Increased Services			
14 . **Wastewater Maintenance Requirements** Add nine months funding and position authority for four Painters and two Electrical Craft Helpers to implement a lead paint abatement program and address increased maintenance workload at the Hyperion Treatment Plant. The Bureau now needs to implement a lead abatement program as part of its ongoing maintenance program, which will be addressed by the four new Painter positions. The two Electrical Craft Helpers will perform the routine electrical activities of the Bureau's electrical maintenance work. To partially offset the cost of these two positions, one Wastewater Treatment Electrician position that has been vacant for two years is deleted. Increased funding for overtime is provided to maintain current levels of overtime based upon cost of living increases. As the Bureau's four treatment plants operate 24 hours a day and seven days a week, non-discretionary overtime is incurred for staff working on all holidays per the various Memoradum of Understanding for plant employees. Funding for the positions is provided from the Sewer Construction and Maintenance Fund. Related costs consist of employee benefits. *SG $181,254; SOT $320,423* Related Costs: $72,750	501,677	5	574,427

Program Changes	Direct Cost	Positions	Total Cost
Changes in Salaries, Expense, Equipment and Special			
Increased Services			
15 . **Wastewater Engineering** Add nine months funding and regular position authority for one Senior Sanitary Engineer position in the Bureau's Wastewater Engineering Division. This position will be the lead position overseeing and managing the City's compliance with the Collection System Settlment Agreement (CSSA), the Septic Tank Memorandum of Understanding with the Regional Water Quality Control Board and the pending Sewer System Management Plan (SSMP), which will be a new permit issued to the City as part of the Statewide General Waste Discharge Requirements for Sewage Collection System Agencies. Although the new SSMP requirements will build on some of the efforts required under the CSSA, they will still require updating, revision and amendment to comply with the state requirements. These requirements encompass all sewer planning, maintenance and construction activities related to the sewer system, not just the specific elements included in the CSSA. Funding for this position is provided from the Sewer Construction and Maintenance Funds. Related costs consist of employee benefits. *SG $81,423* Related Costs: $26,388	81,423	1	107,811
Efficiencies to Services			
16 . **Wastewater Training** Adjust staffing resources for the Bureau's Wastewater Training program by adding two new positions and deleting two vacant positions to meet the changing needs of the program, all funded by the Sewer Construction and Maintenance Fund. The Wastewater Collection Supervisor will supervise implementation of the Illness and Injury Prevention Program for the Bureau's Wastewater Collection System Maintenance Service. The Video Technician will work with the existing Senior Photographer in the development of training videos, including the taping of classroom training conducted by consultants. These videos are an important component of the training program. Related costs consist of employee benefits. *SG $(18,936)* Related Costs: $(4,800)	(18,936)	-	(23,736)
17 . **Process Engineering** Adjust staffing resources for Hyperion Treatment Plant's Process Engineering Division by adding two new positions and deleting two vacant positions, all of which are funded by the Sewer Construction and Maintenance Fund. Due to aging odor control equipment and ongoing upgrades and improvements to the treatment plant process, the Plant is restructuring its Process Engineering Division. This includes the creation of a group focused solely on the Plant's odor control facilities. Related costs consist of employee benefits. *SG $(18,768)* Related Costs: $(4,764)	(18,768)	-	(23,532)

Program Changes	Direct Cost	Positions	Total Cost
Changes in Salaries, Expense, Equipment and Special			
Efficiencies to Services			
18 . **Personal Computer Systems Support** Add nine months funding and resolution position authority for three Systems Analysts to provide personal computer support that is currently performed by contract systems staff. Since the contract work is a direct expenditure from the Wastewater Special Purpose Fund, a contractual services reduction of $178,000 is reflected in that Fund. Related costs consist of employee benefits. *SG $155,331* Related Costs: $56,619	155,331	-	211,950
New Services			
19 . **Groundwater Discharge Agreements** Add nine months funding and regular position authority for one Sanitary Engineer to negotiate and execute Groundwater Discharge Agreements, issue permits, ensure collection of fees and administer enforcement actions, if needed. As the National Pollutant Discharge Elimination System Permit (NPDES) requirements for discharging groundwater into the storm drain are extremely stringent, increasing numbers of potential dischargers are being referred by the Regional Water Quality Control Board to the Bureau for a permit to discharge to the sewer system. Although the Bureau has so far managed this unexpected increase in work with existing staff, the projected increase in workload warrants a full-time position for 2006-07. Although funded by the Sewer Construction and Maintenance Fund, this position is fully fee-supported. Related costs consist of employee benefits. *SG $69,417* Related Costs: $23,346	69,417	1	92,763
New Facilities			
20 . **Odor Control Facility Maintenance** Add funding and resolution position authority for five positions to perform gardening and other maintenance activities for the Bureau's twelve odor control facilities. In the past year, two new major sewer lines have been put into operations, the East Central Interceptor Sewer (ECIS) and the Northeast Interceptor Sewer (NEIS). Each of these sewer lines included Air Treatment Facilities (ATFs) to mitigate sewer odors. In order to mitigate the aesthetic impact of these facilities, each of these ATFs has green landscaping which now needs to be maintained. Related costs consist of employee benefits. *SG $208,392* Related Costs: $91,152	208,392	-	299,544
TOTAL MTNCE. AND OPERATION OF WASTEWATER FACILITIES	3,596,037	13	

2005-06 Program Budget	90,501,685	1,428
Changes in Salaries, Expense, Equipment and Special	3,596,037	13
2006-07 PROGRAM BUDGET	94,097,722	1,441

Household Refuse Collection

This program provides for the collection of household refuse and delivery to County or privately-owned disposal sites; and for the collection and processing of recyclables.

Program Changes	Direct Cost	Positions	Total Cost
Changes in Salaries, Expense, Equipment and Special			
21 . **Apportionment of Changes Applicable to Various Programs** Related costs consist of employee benefits Related Costs: $338,268	1,535,364	2	1,873,632
Obligatory Changes			
22 . **Tip Fees** Increase funding to cover the costs associated with reducing 600 tons per day from Sunshine Canyon as well as contractually required cost of living adjustments for Tip Fees. In March 2006, the City Council authorized an amendment to the City's current agreement with Browning Ferris Industries to allow for the reduction of 600 tons per day from the contractually required tonnage. This action increased the City's cost per ton by $3 per ton. Additonally, this contract provides for an annual adjustment to the per ton amount based on the Consumer Price Index. Further, Council authorized the Bureau to enter into two new agreements with Waste Managment and MDSI to use their facilities for the disposal of this same 600 tons per day. *EX $6,454,000*	6,454,000	-	6,454,000
Continuation of Services			
23 . **Refuse Collection** Continue funding and add regular position authority for six positions authorized by resolution authority in 2005-06. These positions are needed for ongoing workload associated with the Bureau's Household Refuse Collection Program. Included are three positions for the Bureau's alternative fuel program, one position for landfill maintenance activities at the Sheldon Arleta Landfill, one position for fiscal monitoring and oversight associated with the Sanitation Equipment Charge and one position for geographic information based routing for special collections. Funding for these positions is provided from the General Fund, Landfill Maintenance Trust Fund, and Mobile Source Trust Fund. Related costs consist of employee benefits. *SG $443,112* Related Costs: $158,304	443,112	6	601,416

Program Changes	Direct Cost	Positions	Total Cost
Changes in Salaries, Expense, Equipment and Special			
Increased Services			
24 . **Curbside Collection Requirements** Increase funding and provide regular position authority for 20 Refuse Collection Truck Operators to meet increased workload associated with the collection of refuse, green waste and recyclables. These positions represent the second year of a three-year program to increase staffing for the collection program. Funding is provided for overtime and other expense associated with refuse collection. Overtime funding is increased to adjust for cost of living increases. Funding is also provided for a truck wash contract and for clarifier cleaning. Related costs consist of employee benefits. *SG $828,180; SOT $152,183; EX $237,800* Related Costs: $324,900	1,218,163	20	1,543,063
25 . **Central Los Angeles Recycling/Transfer Station** Add nine months funding and regular position authority for eight positions to meet the daily operational needs of the Central Los Angeles Recycling and Transfer Station (CLARTS). This facility operates 14 hours per day, necessitating the use of two shifts per day to meet the operational needs of both the City and the private haulers that use the facility. Over the past year of operation, it has become increasingly clear that the City underestimated its staffing needs at the time the facility was purchased. In addition to the new staff, one-time funding to upgrade the scale house equipment and dispatch operations at the facility is provided. Related costs consist of employee benefits. *SG $292,770; EX $51,359; EQ $22,199* Related Costs: $120,186	366,328	8	486,514
26 . **Call Center Software Maintenance** Increase Sanitation Equipment Charge funding for five additional software licenses to meet increased usage of this software by the 311 Operators. During 2005-06, it is anticipated that the 311 Center will absorb staffing from the Building and Safety call center as a result of consolidation. When completed, there will be additional 311 operators in the Call Center, necessitating an increase in the number of licenses. *EX $22,000*	22,000	-	22,000

Program Changes	Direct Cost	Positions	Total Cost
Changes in Salaries, Expense, Equipment and Special			
Increased Services			
27 . **Solid Waste Integrated Resource Plan** Add nine months funding and regular position authority to continue the implementation of the Bureau's Solid Waste Integrated Resource Plan. This plan will use the stakeholder process developed for the Wastewater Integrated Resource Plan and will result in a long-term capital planning document to meet the infrastructure needs of the various solid waste collection and disposal related services. In addition to providing regular position authority for one position authorized on resolution authority in 2005-06, five additional positions and consultant support funding are provided. Related costs consist of employee benefits. *SG $408,399; EX $2,203,660; EQ $6,425* Related Costs: $139,938	2,618,484	6	2,758,422
Reduced Services			
28 . **Community Cleanup Reduction** Delete Community Development Block Grant funded overtime due to the reduction in funding provided for Community Cleanups. The Bureau of Sanitation has previously supported Community Cleanups sponsored by Councilmembers. As a result of this reduction, the Bureau will absorb these costs within its General Fund overtime budget. *SOT $(14,259)*	(14,259)	-	(14,259)
Efficiencies to Services			
29 . **Geographic Information Based Routing** Add nine months funding and regular position authority for one Geographic Information Specialist position to perform route based analyis of the Bureau's over 2,000 weekly collection routes for refuse, recyclables and green waste. It is anticipated that the use of route based analysis will allow for the optimization of all current routes, more equitable distribution of collection workload among the drivers, and quicker and more accurate adjustments to routes based on changes in daily workforce availability. Funding is also provided for the annual software maintenance costs of the various geographic information software programs needed for this program. As it is anticipated that the implementation of route based analysis will optimize existing routes, the cost of this package is funded by a reduction in overtime. Related costs consist of employee benefits. *SG $44,937; SOT $(88,451); EX $26,378* Related Costs: $17,136	(17,136)	1	-

Program Changes	Direct Cost	Positions	Total Cost
Changes in Salaries, Expense, Equipment and Special			
New Services			
30 . **Alternative Disposal Technologies** Add nine months funding and regular position authority for one Sanitary Engineer to be the Bureau's in-house expert on alternative disposal technologies. During 2005-06, the Bureau continued its evaluation of various alternative disposal technologies, with the assistance of a consultant, to develop a Request for Proposals for the detailed technical specifications needed to determine which technology or technologies could best meet the City's disposal needs. In 2006-07, it is expected that a report recommending implementation of at least one specific facility will be forwarded for Mayor and Council approval. This position will be responsible for overseeing this RFP process as well as the implementation of a facility, if approved. In addition, $2 million is provided in the Unappropriated Balance to fund consultant support during the implementation phase. Related costs consist of employee benefits. *SG $72,225; EX $2,017* Related Costs: $24,057	74,242	1	98,299
31 . **Contamination Reduction Program** Add funding and regular position authority for nine positions to establish a Contamination Reduction Program that will focus on reducing contamination levels in City collected blue and green bins. In addition, $1.7 million is provided for a targeted education program that will educate residents about the City's recycling programs, program improvements and expand the education program in the Los Angeles Unified School District. In addition to Citywide components, this educational program will also provide targeted outreach to specific areas where contamination levels are high and in areas where recycling participation is low. The cost of this program is offset by approximately $1.9 million in increased revenue to the Landfill Maintenance Trust Fund for the sale of recyclables. These funds will be used to offset General Fund costs in the Bureau's Landfill Maintenance Service as required by ordinance. Related costs consist of employee benefits. *SG $387,270; EX $1,896,898; EQ $22,500* Related Costs: $149,904	2,306,668	9	2,456,572
New Facilities			
32 . **Alternative Fuel Program** Add nine months funding and regular position authority for six positions for the Bureau's alternative fuel program. Five fuelers and one supervisor are added to staff the Liquefied Natural Gas station at the South Los Angeles District Yard, which will be operational in early 2006-07. The Refuse Collection Supervisor will oversee fueling operations at both the South Los Angeles and Harbor District Yards. Related costs consist of employee benefits. *SG $209,808; EX $15,642* Related Costs: $87,669	225,450	6	313,119

Program Changes	Direct Cost	Positions	Total Cost
Changes in Salaries, Expense, Equipment and Special			
Other Changes or Adjustments			
33 . **Funding Source Adjustments** Decrease funding from the Used Oil and Integrated Solid Waste Management Special Funds. Based on current level staffing, the Bureau does not need the current allocation of Used Oil funding. Additionally, in 2004-05, a separate special fund was established to account for all Los Angeles Regional Agency (LARA) funds, which had previously been deposited in the Integrated Solid Waste Management Fund. As these monies are now deposited into the new LARA fund, the appropriations to the Bureau for these expenditures are reduced. Future expenditures will be directly expensed from the new fund. *SG $(135,891); EX $(78,040)*	(213,931)	-	(213,931)
34 . **Solid Waste Fee Increase** Increase funding from the Solid Waste Collection, Recycling and Disposal Fee (formerly the Sanitation Equipment Charge) and decrease funding from the General Fund for Tip Fees. Beginning in 2006-07, a four-year phased schedule of rate increases is proposed for the Solid Waste Fee, which will begin the process of achieving full cost recovery for the City's Curbside Collection and Disposal Services and will assist in reducing the City's structural deficit over the next several years. For 2006-07, the monthly rates will be $18 single family and $11.88 for multi-family residences.	-	-	-
TOTAL HOUSEHOLD REFUSE COLLECTION	15,018,485	59	

2005-06 Program Budget	117,269,483	1,149
Changes in Salaries, Expense, Equipment and Special	15,018,485	59
2006-07 PROGRAM BUDGET	132,287,968	1,208

General Administration and Support

This program provides for management and administrative support functions, including Bureau and division administration, planning and administrative services.

Program Changes	Direct Cost	Positions	Total Cost
Changes in Salaries, Expense, Equipment and Special			
35 . **Apportionment of Changes Applicable to Various Programs** Related costs consist of employee benefits Related Costs: $27,687	135,318	-	163,005
Continuation of Services			
36 . **Return to Work Program** Continue funding and add regular position authority for one position authorized by resolution authority in 2005-06 for the Bureau's AB222 placement and Return to Work programs. This work is ongoing and critical for returning employees injured on duty to either light duty or regular work assignments as quickly as possible after injury. The light duty and permanent placement activities are not only required by AB222 but also minimize workers' compensation costs. As this position supports all of the Bureau's operations, funding is provided from the General Fund, Sewer Construction and Maintenance Fund and the Stormwater Pollution Abatement Fund. Related costs consist of employee benefits. *SG $85,349* Related Costs: $29,304	85,349	1	114,653
37 . **Document Management Implementation** Increase funding for the continued implementation of the Bureau's Document Management System, which began during 2005-06. This funding will provide for consultant support in determining the functional requirements for the divisions not covered during the first phase of the implemenation, as well as hard disks for additional storage requirements and training. In addition to the funding provided here for the Bureau's refuse collection divisions, $298,000 is provided in the Wastewater Special Purpose Fund. *EX $90,667; EQ $58,333*	149,000	-	149,000
TOTAL GENERAL ADMINISTRATION AND SUPPORT	369,667	1	

2005-06 Program Budget	7,399,511	96
Changes in Salaries, Expense, Equipment and Special	369,667	1
2006-07 PROGRAM BUDGET	7,769,178	97

INDICATORS OF WORKLOAD

	ACTUAL 2000-01	ACTUAL 2001-02	ACTUAL 2002-03	ACTUAL 2003-04	ACTUAL 2004-05	EST. 2005-06	EST. 2006-07
MAINTENANCE AND OPERATION OF FLOOD CONTROL FACILITIES PROGRAM							
Catch Basin Cleaning (1)	51,470	57,597	76,668	83,184	87,239	95,000	100,000
Illicit Stormdrain Connection Hotline Calls	2,275	2,275	2,043	1,853	1,971	1,900	1,900
Business Site Visits/Inspections	4,065	5,000	11,500	11,370	11,928	11,000	11,000
General Public Outreach - contact estimate (2)	########	35,000,000	##########	116,000,000	225,000,000	200,000,000	200,000,000
Projects Reviewed for SUSMP requirements	373	45	187	542	687	800	850
Trash & Dry-Weather Bacteria TMDLs - No. of projects to implement	-	-	8	4	9	9	19
Field Collection of Water Quality Samples	-	-	1,485	1,530	1,314	1,300	1,300
MAINTENANCE AND OPERATION OF WASTEWATER FACILITIES PROGRAM							
HTP Wastewater Treatment (MGD)	345.0	343.0	342.0	338.9	357.8	350.0	350.0
HTP Wastewater Reclaimed (MGD)	33.0	38.0	24.8	22.9	23.8	25.0	25.0
TITP Wastewater Treatment (MGD)	15.9	14.6	15.6	15.4	15.7	15.8	15.8
TITP Wastewater Reclaimed (MGD)		0.5	0.5	0.5	0.5	3.0	3.0
LAG Wastewater Treatment (MGD)	20.0	17.7	16.2	16.3	16.1	17.0	17.0
LAG Water Reclaimed (MGD)	3.7	5.0	3.3	3.9	3.4	4.0	4.0
DCT Wastewater Treatment (MGD)	66.2	62.6	61.4	60.1	56.7	56.7	60.0
DCT Water Reclaimed (MGD)	27.9	28.0	24.1	24.9	25.7	25.7	30.0
WCSD Sewer Cleaning-1,000 Feet (3)	########	18,678,316	13,247,520	14,952,960	19,150,425	20,531,132	22,618,778
Industrial Waste Management Division							
Inspection Events	13,971	22,573	32,985	31,103	34,500	34,000	34,000
Active Industrial User Permits	6,177	9,014	12,359	14,455	14,371	14,500	14,500
Enforcement & Other Samples Collected	47,128	36,434	44,343	41,670	44,326	44,000	44,000
Environmental Monitoring Division							
Metal Samples	11,779	8,798	12,059	18,237	15,900	16,500	16,800
Metals Tests	130,889	95,529	144,241	167,421	153,000	167,000	173,000
Metals ConstituentsTested	130,889	95,529	144,241	167,421	153,000	167,000	167,000
Organic Chemistry Samples	3,819	1,939	2,349	2,036	2,023	2,300	2,500
Organic Chemistry Tests	5,247	3,388	6,057	5,585	5,220	5,600	6,000
Organic Chemistry Constituents Tested	174,405	137,654	177,435	131,231	136,511	136,000	140,000
Wet Chemistry Samples	9,882	6,800	6,500	6,800	5,300	6,000	6,000
Wet Chemistry Tests	21,479	20,313	17,731	20,290	16,294	17,500	19,000
Wet Chemistry Constituents Tested	21,479	20,313	17,731	20,290	16,294	17,500	19,000
Hyperion - Process Control Samples	31,399	25,753	29,625	26,390	26,174	26,436	26,700
Hyperion - Process Control Tests	55,048	54,917	61,269	51,527	49,708	50,205	50,707
Hyperion - Process Control Constituents Tested	55,048	54,917	61,269	51,527	49,708	50,205	50,707
D.C. Tillman - Process Control Samples	8,889	12,743	8,987	7,644	7,065	8,500	13,700
D.C. Tillman - Process Control Tests	32,252	33,309	21,366	18,348	22,221	22,300	37,900
D.C. Tillman - Process Control Constituents Tested	32,252	33,309	22,361	18,348	22,221	22,300	37,900
Terminal Island - Process Control Samples	15,040	15,500	14,186	14,427	13,994	15,011	16,106
Terminal Island - Process Control Tests	37,927	31,200	33,182	33,598	32,360	32,973	34,068
Terminal Island - Process Control Constituents Tested	37,927	31,200	33,182	33,598	32,360	32,973	34,068
LA/Glendale - Process Control Samples	10,246	11,024	7,567	13,703	13,640	13,700	15,525
LA/Glendale - Process Control Tests	19,931	23,380	24,872	31,357	31,744	32,000	37,475
LA/Glendale - Process Control Constituents Tested	19,931	23,380	25,581	31,357	31,744	32,000	37,475
Ocean Assessment Samples	2,096	1,805	1,510	1,469	2,679	2,509	2,153
Ocean Assessment Tests	6,102	1,189	1,118	1,427	1,806	1,460	1,388
Toxicity Samples	181	236	348	130	209	232	232
Toxicity Tests	181	236	348	301	287	265	265
Microbiology Samples	14,284	10,238	14,089	12,604	13,595	12,527	12,527
Microbiology Tests	31,523	40,276	32,508	34,604	37,241	34,315	34,315
Microbiology Constituents Tested	33,913	40,276	32,508	34,604	37,241	34,315	34,315
HRDD Training							
Employee Contact Hours	31,500	31,500	42,026	66,401	68,097	69,834	70,532
Number of Employees Trained	2,940	2,940	2,452	2,227	2,466	2,466	2,466
Training Seats Provided	-	-	16,276	26,522	30,702	31,485	31,800

INDICATORS OF WORKLOAD (Continued)

	ACTUAL 2000-01	ACTUAL 2001-02	ACTUAL 2002-03	ACTUAL 2003-04	ACTUAL 2004-05	EST. 2005-06	EST. 2006-07
MAINTENANCE AND OPERATION OF WASTEWATER FACILITIES PROGRAM (Continued)							
WESD Collection System Planning							
No. of miles CCTV'd & assessed	-	100	538	721	734	750	750
Planning Documents	-	-	-	0	7	15	15
Facility Stormwater Permits	-	30	17	17	18	18	18
Energy Audits	-	4	2	12	-	12	12
Water Audits - including monthly billing verifications	-	-	-	12	-	12	12
Energy & Utilities Mgmt documents - monthly	-	-	-	12	-	12	12
Energy Contractual obligations - monthly	-	-	-	12	-	12	12
HOUSEHOLD REFUSE COLLECTION PROGRAM							
Tons Collected:							
Refuse and Yard Trimmings	1,332,521	1,364,825	1,424,935	1,405,561	1,505,005	1,533,530	1,546,736
Refuse	889,911	913,867	953,266	914,139	1,009,618	1,028,235	1,031,335
Yard Trimmings	442,610	450,958	471,669	491,422	495,387	505,295	515,401
Recyclables	184,469	193,759	191,532	186,992	193,941	199,760	205,752
Bulky Items	26,206	25,594	33,267	29,740	31,150	32,085	33,047
Recycling Contamination	61,744	64,323	72,945	76,754	85,044	85,895	77,306
Weekend Drop Off	17,291	16,785	24,833	29,196	31,937	32,576	33,227
Curbside Diversion Rate (%)	41%	40%	40.0%	40.0%	41.0%	41.0%	41.0%
Workshops							
AB939	35	58	65	99	126	100	100
Composting	25	26	23	25	29	26	28
Commercial				277	215	200	200
Publications							
AB939	6	6	6	13	13	13	13
Organics	-	8	5	5	6	6	6
HHW	10	10	14	14	16	18	18
CESQG	4	4	4	4	4	4	4
EPRR	2	2	2	2	2	2	2
Multi-family (4)	-	-	-	-	15	15	15
Events							
AB 939	-	192	132	339	79	100	100
Composting	28	28	37	34	33	34	34
Commercial	-	-	-	225	53	100	100
HHW	17	23	9	8	6	6	6
Used Oil	6	6	9	25	36	38	40
CESQG	12	12	24	40	48	52	60
EPRR	4	12	9	8	6	6	4
No. of Safe Centers in operation	-	-	4	5	5	6	7
SOLID WASTE DISPOSAL PROGRAM							
Number of Landfills Maintained	6	6	6	5	5	5	5
Mulching Facilities Operated and Maintained	2	2	3	5	5	5	5
Number of Gas Wells Monitored and Sampled	480	480	731	732	732	732	732
Number of Ground Water Wells Monitored	41	41	42	42	42	42	42
Feet of Gas Collection Header Pipe Maintained	35,500	35,500	36,000	36,300	36,300	36,300	36,300
Number of Gas Flares Operated and Maintained	8	8	9	9	9	9	9
Greenwaste Processed (tons)	-	-	106,300	121,500	123,500	123,500	149,500
Compost Produced (cubic yards)	-	-	17,900	17,100	34,800	34,800	62,750
Transfer Station - City collected refuse transferred	-	-	-	113,623	478,469	491,709	491,709
Transfer Station - Private hauler trash transferred	-	-	-	59,633	241,128	241,128	241,128

(1) Corrections made to FY 2001-02 and FY 2002-03. Steady increase is due to an increase in the number of pipes requiring more frequent maintenance (hotspots)
(2) NPDES Permit requires 35 million impressions per year. Number of impressions varies due to amount of pro bono advertising space received.
(3) Additional staff and the number of pipe reaches requiring cleaning have increased.

INDICATORS OF WORKLOAD (Continued)

	ACTUAL 2000-01	ACTUAL 2001-02	ACTUAL 2002-03	ACTUAL 2003-04	ACTUAL 2004-05	EST. 2005-06	EST. 2006-07
CALL CENTER/CUSTOMER SERVICE							
Average Answering Time	N/A	1.13 min	3.3 min	1.7 min	2.1 MIN	<3.0 min	<3.0 min
Internet Requests	N/A	N/A	9,668	18,868	13,899	17,000	17,000
CURBSIDE COLLECTION OF REFUSE							
% Collected on Schedule	N/A	99.92	99.95	99.96	99.95	99.5	99.97
Ad Hoc Container Replacement Requests	N/A	N/A	203,602	215,411	161,510	161,081	68,423
Missed Pick Ups by Geographic area							
East Valley	N/A	N/A	5,144	5,416	4,905	5,075	5,203
West Valley	N/A	N/A	4,359	5,299	4,046	4,525	4,631
North Central	N/A	N/A	3,486	3,842	3,669	3,574	3,629
South Los Angeles	N/A	N/A	5,138	5,708	3,754	5,159	5,143
West Los Angeles	N/A	N/A	4,024	4,668	3,124	4,189	4,119
Harbor	N/A	N/A	1,449	1,760	1,767	1,500	1,595
CURBSIDE COLLECTION OF YARD TRIMMINGS							
% Collected on Schedule	N/A	99.92	99.95	99.96	99397	99.96	99.96
Ad Hoc Container Replacement Requests	N/A	N/A	N/A	N/A	N/A	N/A	43,618
Missed Pick Ups by Geographic area							
East Valley	N/A	N/A	3398	3,554	2,298	3,233	3,303
West Valley	N/A	N/A	2229	2,545	1,999	2,173	2,304
North Central	N/A	N/A	2240	2,198	1,912	2,081	2,182
South Los Angeles	N/A	N/A	2024	2,176	1,612	1,943	2,020
West Los Angeles	N/A	N/A	2229	2,575	1,910	2,198	2,302
Harbor	N/A	N/A	676	695	738	672	691
CURBSIDE COLLECTION OF RECYCLABLES							
% Collected on Schedule	N/A	99.92	99.95	99.96	99.97	99.5	99.98
Ad Hoc Container Replacement Requests	N/A	N/A	N/A	N/A	N/A	N/A	61,247
Missed Pick Ups by Geographic area							
East Valley	N/A	N/A	3,177	3,754	2,619	3,162	3,227
West Valley	N/A	N/A	2,796	3,121	2,485	2,656	2,834
North Central	N/A	N/A	2,115	2,476	1,781	1,991	2,149
South Los Angeles	N/A	N/A	1,981	2,577	1,297	1,994	2,027
West Los Angeles	N/A	N/A	2,333	3,511	2,168	2,453	2,554
Harbor	N/A	N/A	958	1,262	1,120	1,032	1,047
CURBSIDE COLLECTIONS - GENERAL							
Special Collections - Requests	N/A	N/A	307,709	357,296	327,892	320,874	319,104
Special Collections - % Completed	N/A	N/A	92.00	94.00	94.98	96.00	97.00
SEWER SERVICE CHARGE							
Commercial Adjustments - New Requests	616	1,229	464	669	425	580	638
Commercial Adjustments - Cases Closed	465	1,060	682	453	372	550	605
Residential Adjustments - New Requests	N/A	4,017	4,456	4,313	5,982	6,580	7,178
Residential Adjustments - Cases Closed	N/A	4,796	4,458	4,383	5,882	6,470	7,058
SYSTEMATIC CONTAINER REPLACEMENT							
No. of Bins Replaced	N/A	N/A	120,903	211,234	170,839	210,000	210,000
% Completed	N/A	N/A	57.57	111.27	81.35	100.00	100.00
WASTEWATER COLLECTION SYSTEM - CLEANING							
Odor Complaints	N/A	N/A	N/A	221	618	500	500
Sewer Spills by Type							
Grease	292	197	174	117	64	100	100
Roots	299	352	320	234	139	150	150
Other	99	102	119	93	166	75	75

N/A = Data Not Available

BUREAU OF STREET LIGHTING

2006-07 Proposed Budget

FUNDING

	2005-06 Estimated	2005-06 Budget	2006-07 PROPOSED Amount	%Change
Salaries	$ 16,140,000	$ 14,449,603	**$ 15,612,235**	8.0%
Expense	867,000	869,535	**1,402,960**	61.3%
Equipment	103,000	103,283	**--**	(100.0)%
Special	3,238,000	3,238,359	**3,658,359**	13.0%
TOTAL	**$ 20,348,000**	**$ 18,660,780**	**$ 20,673,554**	10.8%

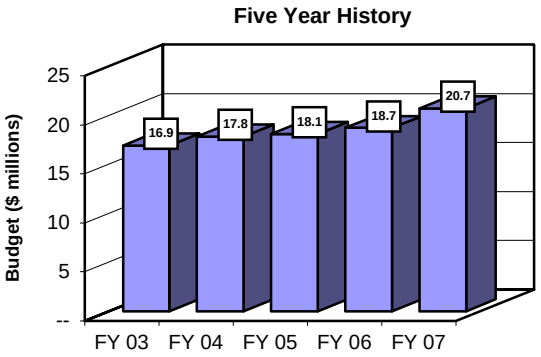

STAFFING

	June 30, 2006 Projected Staffing	2005-06 Adopted Budget	2006-07 PROPOSED Authorized Staffing	%Change
Regular	247	231	**247**	6.9%
Resolution	10	12	10	

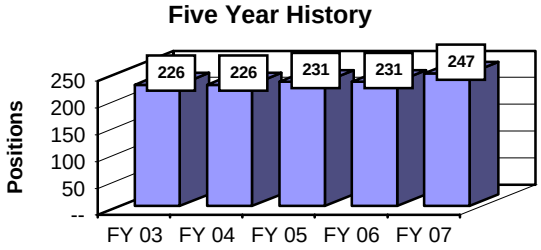

BUDGET HIGHLIGHTS

	Direct Cost	Positions
◆ Circuit Street Lights Conversion	$ 660,744	7
◆ Street Light Maintenance	925,131	7
◆ Metro Rail Support for Design and Construction	86,220	1
◆ Sewer Replacement Program	59,773	1
◆ Systems Support (One resolution authority)	71,256	--
◆ Compliance to California Code of Regulations	--	--

Recapitulation of Changes

	Adopted Budget 2005-06	Total Budget Changes	Budget Appropriation 2006-07
EXPENDITURES AND APPROPRIATIONS			
Salaries			
Salaries General	14,153,603	1,187,632	15,341,235
Overtime General	296,000	(25,000)	271,000
Total Salaries	14,449,603	1,162,632	15,612,235
Expense			
Printing and Binding	7,500	5,000	12,500
Travel	8,569	-	8,569
Contractual Services	196,400	500,000	696,400
Field Equipment Expense	7,500	-	7,500
Transportation	1,000	-	1,000
Office and Administrative	454,416	(1,575)	452,841
Operating Supplies	194,150	30,000	224,150
Total Expense	869,535	533,425	1,402,960
Equipment			
Furniture, Office and Technical Equipment	103,283	(103,283)	-
Total Equipment	103,283	(103,283)	-
Special			
St. Lighting Improvements and Supplies	3,238,359	420,000	3,658,359
Total Special	3,238,359	420,000	3,658,359
Total Bureau of Street Lighting	18,660,780	2,012,774	20,673,554
SOURCES OF FUNDS			
General Fund	25,000	(25,000)	-
Special Gas Tax Street Improvement Fund (Sch 5)	1,054,017	28,135	1,082,152
Sewer Capital (Sch. 14)	-	59,773	59,773
St. Light. Maint. Assessment Fund (Sch. 19)	17,329,741	1,943,549	19,273,290
Proposition A Local Transit Fund (Sch. 26)	170,566	4,153	174,719
Prop. C Anti-Gridlock Transit Fund (Sch. 27)	81,456	2,164	83,620
Total Funds	18,660,780	2,012,774	20,673,554
Percentage Change			10.79%
Positions	231	16	247

Changes Applicable to Various Programs

The following changes involve two or more budgetary programs. These changes are explained below and apportioned as single entries in the affected programs. Single-program changes are shown only in the programs involved.

Program Changes	Direct Cost	Positions	Total Cost
Changes in Salaries, Expense, Equipment and Special			
Obligatory Changes			
1 . **2006-07 Employee Compensation Adjustment** Related costs consists of employee benefits. *SG $443,904* Related Costs: $112,575	443,904	-	556,479
2 . **Salary Step Plan and Turnover Effect** Related costs consist of employee benefits. *SG $111,778* Related Costs: $28,347	111,778	-	140,125
3 . **Change in Number of Working Days** One less working day. Related costs consist of employee benefits. *SG $(55,737)* Related Costs: $(14,136)	(55,737)	-	(69,873)
Deletion of One-Time Services			
4 . **Deletion of Funding for Resolution Authorities** Delete funding for two resolution authority positions. Due to the City's current financial constraints, only critical positions will be continued. Related costs consist of employee benefits. Continued: Systems Support (One position) - See Item 16. *SG $(162,012)* Related Costs: $(41,086)	(162,012)	-	(203,098)
5 . **Deletion of One-Time Expense Funding** One-time funding for 2005-06 expense items is deleted. *SOT $(25,000)*	(25,000)	-	(25,000)
6 . **Deletion of 2005-06 Equipment** One-time funding for 2005-06 equipment purchases is deleted. *EQ $(103,283)*	(103,283)	-	(103,283)
TOTAL CHANGES APPLICABLE TO VARIOUS PROGRAMS	209,650	-	

Maintenance and Repair of Street Lighting

This program provides for the design and administration of construction of new street lighting systems, system improvements and replacements, and interfaces with construction projects undertaken by other departments or bureaus.

Program Changes	Direct Cost	Positions	Total Cost
Changes in Salaries, Expense, Equipment and Special			
7 . **Apportionment of Changes Applicable to Various Programs** Related costs consist of employee benefits Related Costs: $33,524	132,194	-	165,718
Continuation of Services			
8 . **Metro Rail Support for Design and Construction** Add funding and regular position authority for one Street Lighting Engineering Associate III position. This position supports design and construction of transportation systems as part of the Metro Rail program for the Metropolitan Transportation Authority and is funded by Proposition A. Related costs consist of employee benefits. *SG $86,220* Related Costs: $29,520	86,220	1	115,740
Efficiencies to Services			
9 . **Street Light Maintenance** Add nine months funding and regular position authority for seven positions to perform street light maintenance. This work was previously performed by the Department of Water and Power at a cost of approximately $3 million per year. The Bureau can perform the same work at a cost of $1 million per year, resulting in a savings of $2 million per year to the Street Lighting Maintenance Assessment Fund. Costs include a one-time $660,000 for three aerial lift trucks (See General Services Item 30), $274,581 for staff salaries, $500,000 for contracted pole painting services, $150,000 for supplies and equipment and $550 for one-time administrative expenses. Related costs consist of employee benefits. *SG $274,581; SP $120,000; EX $530,550* Related Costs: $109,845	925,131	7	1,034,976

Program Changes	Direct Cost	Positions	Total Cost
Changes in Salaries, Expense, Equipment and Special			
Other Changes or Adjustments			
10 . **Compliance to California Code of Regulations** Add regular position authority for four Street Lighting Electrician positions and delete regular position authority for four Electrical Craft Helper positions to comply with California Code of Regulations Title 8 Section 212.2(b) which requires journey-level positions to supervise apprentice level positions. Salary differentials will be absorbed through the Bureau's salary savings.	-	-	-
TOTAL MAINTENANCE AND REPAIR OF STREET LIGHTING	1,143,545	8	

2005-06 Program Budget	8,602,464	102
Changes in Salaries, Expense, Equipment and Special	1,143,545	8
2006-07 PROGRAM BUDGET	9,746,009	110

Rehabilitation or Replacement of Street Lighting

This program provides for the operation, maintenance and repair of the existing street lighting system, including investigation and analysis of operating problems, maintenance assessment procedures and field operation. Electricity and maintenance (cleaning, lamp replacement and pole painting) are provided by the Department of Water and Power and are paid for from the Water and Electricity and Street Lighting Maintenance Assessment Funds. Requests for utilitarian lighting are investigated by the Bureau and installation, when necessary, is performed by the Department of Water and Power.

Program Changes	Direct Cost	Positions	Total Cost
Changes in Salaries, Expense, Equipment and Special			
11 . **Apportionment of Changes Applicable to Various Programs** Related costs consist of employee benefits Related Costs: $32,382	127,691	-	160,073
Efficiencies to Services			
12 . **Circuit Street Lights Conversion** Add funding and regular position authority for seven positions and funding for supplies to convert the City's remaining series circuit street lights to multiple circuit street lights. These positions will allow the Bureau to perform this work at a lower cost than various contractors used in previous years and will result in savings of approximately $1 million in contractual services expenses per year from the Street Lighting Maintenance Assessment Fund. After this project has been completed, these positions will perform street lighting rehabilitation work. Related costs consist of employee benefits. *SG $360,744; SP $300,000* Related Costs: $145,104	660,744	7	805,848
New Services			
13 . **Sewer Replacement Program** Add nine months funding from the Sewer Construction and Maintenance Fund and regular position authority for one Street Lighting Engineering Associate II to support the design and construction of the City's ten-year sewer renewal, repair and upgrade program. This program was accelerated due to the Baykeeper settlement agreement and an additional position is required to review engineering plans to ensure that sewer construction does not interfere or damage existing street lighting infrastructure. Related costs consist of employee benefits. *SG $56,898; EX $2,875* Related Costs: $20,169	59,773	1	79,942
TOTAL REHABILITATION OR REPLACEMENT OF STREET LIGHTING	848,208	8	

2005-06 Program Budget	4,310,882	59
Changes in Salaries, Expense, Equipment and Special	848,208	8
2006-07 PROGRAM BUDGET	5,159,090	67

New Installation of Street Lighting

This program provides all financial activities related to the Los Angeles City Lighting District including agreements, billing and record keeping, development and implementation of policy, community support activities, and financial analysis and operations.

Program Changes	Direct Cost	Positions	Total Cost
Changes in Salaries, Expense, Equipment and Special			
14 . **Apportionment of Changes Applicable to Various Programs** Related costs consist of employee benefits Related Costs: $26,346	78,885	-	105,231
TOTAL NEW INSTALLATION OF STREET LIGHTING	78,885	-	

2005-06 Program Budget	4,179,336	48
Changes in Salaries, Expense, Equipment and Special	78,885	-
2006-07 PROGRAM BUDGET	4,258,221	48

General Administration and Support

This program provides the general administrative support, including budget preparation, personnel administration, finance and accounting and clerical support. Technical program support, including project planning and schedule control, estimating, construction scheduling and review, development of interagency agreements, operation and use of Street Lighting Information File is also performed.

Program Changes	Direct Cost	Positions	Total Cost
Changes in Salaries, Expense, Equipment and Special			
15 . **Apportionment of Changes Applicable to Various Programs** Related costs consist of employee benefits Related Costs: $(6,552)	(129,120)	-	(135,672)
Continuation of Services			
16 . **Systems Support** Continue funding and resolution position authority for one Systems Analyst II. This position is necessary to maintain service levels for existing systems and develop and implement new systems for Geographic Information System and Computer Aided Design. Related costs consist of employee benefits. *SG $71,256* Related Costs: $25,728	71,256	-	96,984
Other Changes or Adjustments			
17 . **Miscellaneous Adjustments in Expense Accounts** Transfer funds from the Office and Administrative Expenses account to the Printing and Binding account to meet historical expenditures.	-	-	-
TOTAL GENERAL ADMINISTRATION AND SUPPORT	(57,864)	-	

2005-06 Program Budget	1,568,098	22
Changes in Salaries, Expense, Equipment and Special	(57,864)	-
2006-07 PROGRAM BUDGET	1,510,234	22

INDICATORS OF WORKLOAD

	ACTUAL 2000-01	ACTUAL 2001-02	ACTUAL 2002-03	ACTUAL 2003-04	ACTUAL 2004-05	EST. 2005-06	EST. 2006-07
DESIGN AND CONSTRUCTION PROGRAM							
Number of street lights designed							
New systems - Assessment	379	97	94	1,112	548	967	968
Fixed rate/Trust fund/Accts. collectible	52	38	35	22	40	40	*
Support of other agencies	1,300	448	377	624	266	648	449
Traffic projects	785	457	136	388	346	420	350
Private development	1,533	1,073	1,432	751	875	800	800
Replacement/Rehabilitation lighting projects	648	626	1,400	870	300	276	176
General Benefit projects	445	339	255	1,150	19	60	90
Conservation projects	2,103	4,704	5,892	7,268	9,248	9,734	8,000
Transit projects	595	1,343	677	1,479	1,337	1,400	1,400
Utilitarian Lighting investigation	250	300	1,133	1,052	615	500	600
Construction Support for Other Agencies	N/A	N/A	470	545	162	679	412
Street Lighting Construction-BSL projects only	1,622	3,719	1,571	1,415	1,961	1,700	881
Street Lighting Equipment Evaluation	153	155	286	275	271	275	325
Street Lighting Construction (FOD) conversions	508	4,704	1,130	3,829	556	1,200	1,200
Street Lighting Construcion (FOD) New Units	386	156	734	819	410	1,200	1,200
Assessment Engineering Projects (non-street lighting)	N/A	N/A	$ 1,073,000	$ 1,106,000	$ 1,040,986	$ 850,000	$ 3,800,000
SYSTEM OPERATION, MAINTENANCE AND REPAIR PROGRAM							
Failure repair work orders completed	31,212	23,876	15,325	19,754	27,427	35,000	30,000
Damage repair work orders completed	1,243	1,143	1,222	1,199	1,187	1,300	1,200
Trouble reports investigated	33,350	24,206	16,545	25,146	29,614	38,000	30,000
Average days response for restoration of service for:							
Single light out	2	2	5	5	3	2	2
Post replacement	9	20	15	18	36	25	15
Circuit outage	2	6	5	7	8	5	2
Underground service alert response	5,100	5,311	6,440	5,708	7,940	7,000	7,000
Broadhead trees trimmed by contract	602	700	-	-	-	-	-
ASSESSMENT DISTRICT FINANCIAL OPERATIONS AND SUPPORT							
Prop 218 compliance - plans processed	257	235	122	124	211	300	310
Community meetings attended	177	240	411	505	318	300	300
ADMINISTRATION AND SUPPORT PROGRAM							
Damage Claims processed	344	257	325	171	231	231	*
(% of damages collected)	42%	72%	33%	46%	46%	46%	*
Payroll corrections processed	400	-	950	1000	1000	1000	*
Average time to process invoices	30 days	30 days	13 days	11 days	18 days	18 days	*
Percentage of discounts taken	23%	0%	97%	92%	92%	92%	*
OTHER							
Street Lights Percent Operating	-	-	99.0%	98.0%	99.0%	99.5%	99.5%
Single Light Out - Repairs	-	-	8,129	16,090	33,828	35,000	35,000
Single Light Out- Repair Time (in days)	-	-	4.5	2.5	3	2	2
New Electroliers - Requests	-	-	336	350	350	350	350
Utilitarian Light - Requests (Ordered)	-	-	761	1,100	2,200	2,200	2,200
Damaged Post Replacements	-	-	1,222	1,199	1,187	1,300	1,200
Damaged Post Replacements - Time (in days)	-	-	13	10	42	25	15
Utilitarian Light Requests - Received	-	-	1,134	1,275	1,250	1,250	1,250
Utilitarian Light Requests - Processed	-	-	1,134	1,275	1,250	1,250	1,250
Utilitarian Light Requests - Time (in days)	-	-	32	11	8	5	2
Prop 218 Project Requests - New	-	-	187	265	211	300	310
Prop 218 Project Requests - Processed	-	-	122	124	211	300	310
Prop 218 Project Requests - Open	-	-	97	160	160	160	160
B-Permit Requests - Received	-	-	586	635	650	650	650
B-Permit Requests - Checked	-	-	585	635	650	650	650
B-Permit Requests - Process Time (in days)	-	-	11	14	14	14	14

* Indicators of workload for these items are no longer recorded as they are not measures of the Bureau's core operations.

BUREAU OF STREET SERVICES

2006-07 Proposed Budget

FUNDING

	2005-06 Estimated	2005-06 Budget	2006-07 PROPOSED Amount	%Change
Salaries	$ 68,200,100	$ 83,715,936	**$ 88,252,260**	5.4%
Expense	81,889,900	62,669,993	**81,941,976**	30.8%
Equipment	68,000	6,500	**28,260**	334.8%
Special	--	--	**--**	-- %
TOTAL	**$ 150,158,000**	**$ 146,392,429**	**$ 170,222,496**	16.3%

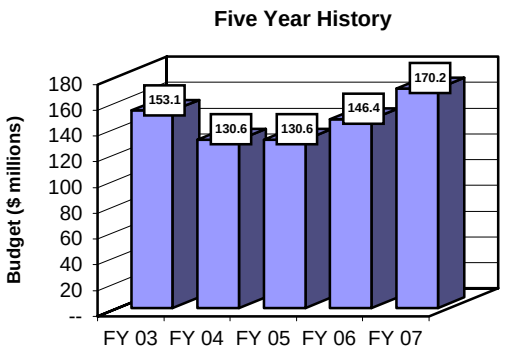

STAFFING

	June 30, 2006 Projected Staffing	2005-06 Adopted Budget	2006-07 PROPOSED Authorized Staffing	%Change
Regular	1,220	1,285	**1,286**	0.1%
Resolution	--	161	**187**	

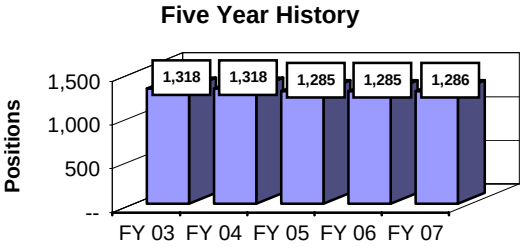

BUDGET HIGHLIGHTS

	Direct Cost	Positions
◆ 50/50 Sidewalk Repair Program (46 resolution authorities)	$ 2,856,228	--
◆ Bus Pad and Bus Stop Improvements (11 resolution authorities)	1,234,236	--
◆ Catch Basin and Off-Grade Gutter Repair (14 resolution authorities)	885,178	--
◆ Illegal Signs Program (23 resolution authorities)	1,153,400	--
◆ Newsrack Enforcement Program (Nine resolution authorities)	536,940	--
◆ Parking Lot Cleaning (Three resolution authorities)	208,448	--
◆ Paving of Unimproved Streets and Alleys (10 resolution authorities)	5,287,732	--
◆ Sidewalk Access Ramps (12 resolution authorities)	1,559,752	--
◆ Sidewalk Saw Cut Program (13 resolution authorities)	813,293	--
◆ Slurry Seal Program (22 resolution authorities)	5,200,000	--
◆ Street Banner Program	63,946	1
◆ Street Resurfacing Program	28,781,935	--

Recapitulation of Changes

	Adopted Budget 2005-06	Total Budget Changes	Budget Appropriation 2006-07
EXPENDITURES AND APPROPRIATIONS			
Salaries			
Salaries General	76,433,426	2,879,080	79,312,506
Overtime General	6,879,805	1,657,244	8,537,049
Hiring Hall Salaries	268,470	-	268,470
Benefits Hiring Hall	134,235	-	134,235
Total Salaries	83,715,936	4,536,324	88,252,260
Expense			
Printing and Binding	60,567	2,800	63,367
Construction Expense	32,093,159	19,348,114	51,441,273
Contractual Services	15,661,661	(227,000)	15,434,661
Field Equipment Expense	2,099,674	415,505	2,515,179
Transportation	548,345	4,000	552,345
Utilities Expense Private Company	838,751	-	838,751
Uniforms	21,920	-	21,920
Office and Administrative	119,345	8,100	127,445
Operating Supplies	11,226,571	(279,536)	10,947,035
Total Expense	62,669,993	19,271,983	81,941,976
Equipment			
Furniture, Office and Technical Equipment	6,500	(2,240)	4,260
Other Operating Equipment	-	24,000	24,000
Total Equipment	6,500	21,760	28,260
Total Bureau of Street Services	146,392,429	23,830,067	170,222,496

Recapitulation of Changes

	Adopted Budget 2005-06	Total Budget Changes	Budget Appropriation 2006-07
SOURCES OF FUNDS			
General Fund	38,691,522	24,061,857	62,753,379
Traffic Safety Fund (Sch. 4)	12,060,658	(1,905,938)	10,154,720
Special Gas Tax Street Improvement Fund (Sch 5)	73,721,139	596,816	74,317,955
Stormwater Pollution Abatement Fund (Sch. 7)	5,225,035	994,448	6,219,483
Proposition A Local Transit Fund (Sch. 26)	2,230,939	23,000	2,253,939
Prop. C Anti-Gridlock Transit Fund (Sch. 27)	11,089,626	-	11,089,626
Bus Bench Advertising Program Fund (Sch. 29)	143,338	-	143,338
Street Banners Trust Fund (Sch. 29)	66,891	(2,945)	63,946
Street Damage Restoration Fee Fund (Sch. 47)	3,163,281	62,829	3,226,110
Total Funds	146,392,429	23,830,067	170,222,496
Percentage Change			16.28%
Positions	1,285	1	1,286

Changes Applicable to Various Programs

The following changes involve two or more budgetary programs. These changes are explained below and apportioned as single entries in the affected programs. Single-program changes are shown only in the programs involved.

Program Changes	Direct Cost	Positions	Total Cost
Changes in Salaries, Expense, Equipment and Special			
Obligatory Changes			
1 . **2006-07 Employee Compensation Adjustment** Related costs consist of employee benefits. *SG $2,174,674* Related Costs: $551,495	2,174,674	-	2,726,169
2 . **Salary Step Plan and Turnover Effect** Related costs consist of employee benefits. *SG $483,468* Related Costs: $122,606	483,468	-	606,074
3 . **Change in Number of Working Days** One less working day. Related costs consist of employee benefits. *SG $(273,053)* Related Costs: $(69,247)	(273,053)	-	(342,300)
Deletion of One-Time Services			
4 . **Deletion of Funding for Resolution Authorities** Delete funding for 161 resolution authority positions. Due to the City's current financial constraints, only critical positions will be continued. Related costs consist of employee benefits. Continued: Street Banner Program (One position) - See Item 11. Illegal Signs Program (23 positions) - See Item 12. Newsrack Enforcement Program (Nine positions) - See Item 13. Slurry Seal (22 positions) - See Item 19. Sidewalk Access Ramps (12 positions) - See Item 21. Paving of Unimproved Street and Alleys (Ten positions) - See Item 22. 50/50 Sidewalk Repair Program (46 positions) - See Item 25. Bus Pad and Bus Stop Improvements (11 positions) - See Item 26. *SG $(7,824,784)* Related Costs: $(2,427,194)	(7,824,784)	-	(10,251,978)
5 . **Deletion of One-Time Expense Funding** One-time funding for 2005-06 expense items is deleted. *SOT $(2,144,635); EX $(16,760,191)*	(18,904,826)	-	(18,904,826)
6 . **Deletion of 2005-06 Equipment** One-time funding for 2005-06 equipment purchases is deleted. *EQ $(6,500)*	(6,500)	-	(6,500)

Program Changes	Direct Cost	Positions	Total Cost
Changes in Salaries, Expense, Equipment and Special			
Efficiencies to Services			
7 . **Equipment Rental Reduction** Reduce a portion of General Fund Contractual Services funding for equipment rental. Replacement vehicles will be purchased through General Services. *EX $(400,000)*	(400,000)	-	(400,000)
8 . **Asphalt Plant Retrofit** Funding through MICLA will be added for the Bureau to retrofit Asphalt Plant No. 1. This rehabilitation will increase the use of recycled asphalt and reduce the cost of asphalt required for street resurfacing. Additional resurfacing miles could be realized in 2006-07 if the retrofit is completed by the end of the fourth quarter.	-	-	-
TOTAL CHANGES APPLICABLE TO VARIOUS PROGRAMS	(24,751,021)	-	

Weed Abatement, Brush and Debris Removal

This program provides for the discing of weeds, removal of tumbleweeds and other debris from roadsides and unimproved parcels of land and the chemical spraying of alleys, specified City properties and street islands for weed eradication to minimize fire, health and safety hazards.

Program Changes	Direct Cost	Positions	Total Cost
Changes in Salaries, Expense, Equipment and Special			
9 . **Apportionment of Changes Applicable to Various Programs** Related costs consist of employee benefits Related Costs: $21,170	(95,301)	-	(74,131)
TOTAL WEED ABATEMENT, BRUSH AND DEBRIS REMOVAL	(95,301)	-	

2005-06 Program Budget	2,424,607	45
Changes in Salaries, Expense, Equipment and Special	(95,301)	-
2006-07 PROGRAM BUDGET	2,329,306	45

Street Use Inspection

This program involves the enforcement of the various codes, statutes and ordinances concerning the use of public streets, parkways and sidewalks for safety, health and welfare of the public.

Program Changes	Direct Cost	Positions	Total Cost
Changes in Salaries, Expense, Equipment and Special			
10 . **Apportionment of Changes Applicable to Various Programs** Related costs consist of employee benefits Related Costs: $(108,536)	(1,332,699)	-	(1,441,235)
Continuation of Services			
11 . **Street Banner Program** Continue funding and add regular position authority for one Street Services Investigator position that has been on resoultion authority for the past five years. The position will certify that the placement, content and installation of street banners is consistent with applicable standards and procedures. Funding will be provided from the Street Banner Trust Fund. Related costs consist of employee benefits. *SG $63,096; EX $850* Related Costs: $23,652	63,946	1	87,598
12 . **Illegal Signs Program** Continue funding and resolution position authority for 23 positions to remove illegally-posted signs and enforce ordinances associated with the Illegal Signs Program. The cost of the program is offset by fines collected through the issuance of citations for illegally-posted signs. Related costs consist of employee benefits. *SG $1,066,200; SOT $60,000; EX $27,200* Related Costs: $446,364	1,153,400	-	1,599,764
13 . **Newsrack Enforcement Program** Continue funding and resolution position authority for nine positions to enforce the placement, type, appearance and maintenance of newsracks in public rights-of-way as required by the Newsrack Enforcement Ordinance. The cost of the program is offset by assessed fees. Related costs consist of employee benefits. *SG $536,940* Related Costs: $205,032	536,940	-	741,972
TOTAL STREET USE INSPECTION	421,587	1	

2005-06 Program Budget	5,257,905	58
Changes in Salaries, Expense, Equipment and Special	421,587	1
2006-07 PROGRAM BUDGET	5,679,492	59

Street Cleaning

This program involves the cleaning of improved roadways, bridges, tunnels, pedestrian subways, public walks, stairways and related appurtenances to maintain clean and aesthetic conditions.

Program Changes	Direct Cost	Positions	Total Cost
Changes in Salaries, Expense, Equipment and Special			
14 . **Apportionment of Changes Applicable to Various Programs** Related costs consist of employee benefits Related Costs: $125,205	393,713	-	518,918
Transfer of Services			
15 . **Parking Lot Cleaning** Add nine months funding and resolution position authority for two Maintenance and Construction Helper and one Motor Sweeper Operator positions to clean City-owned parking lots through a transfer of expense funding from the Department of General Services to the Bureau of Street Services. Street Services will provide lot sweeping services at 74 open-air parking lots previously provided under contract. This transfer will enhance the level of parking lot cleanliness through a more efficient sweeping schedule, while reducing City parking lot stormwater runoff pollution. A separate appropriation in the amount of $15,522 is provided in the Special Parking Revenue Fund. (See General Services Item 20.) Related costs consist of employee benefits. *SG $103,752; SOT $60,302; EX $20,394; EQ $24,000* Related Costs: $43,542	208,448	-	251,990
Other Changes or Adjustments			
16 . **Street Cleaning** Reduce funding for street cleaning activities provided from the Traffic Safety Fund. Receipts for this fund are the City's share of fines and forfeitures from persons charged with misdemeanors under the State of California Vehicle Code. The General Fund will provide $1,905,968 to replace current Traffic Safety Fund appropriations to maintain the current level of service.	-	-	-
TOTAL STREET CLEANING	602,161	-	

2005-06 Program Budget	20,828,736	265
Changes in Salaries, Expense, Equipment and Special	602,161	-
2006-07 PROGRAM BUDGET	21,430,897	265

Street Tree and Parkway Maintenance

This program involves the planting, trimming and maintenance of trees, plants and shrubs in dedicated streets, parkways and other public ways to assure safety, visibility and appearance.

Program Changes	Direct Cost	Positions	Total Cost
Changes in Salaries, Expense, Equipment and Special			
17 . **Apportionment of Changes Applicable to Various Programs** Related costs consist of employee benefits Related Costs: $90,122	(947,682)	-	(857,560)
TOTAL STREET TREE AND PARKWAY MAINTENANCE	(947,682)	-	

2005-06 Program Budget	13,161,597	191
Changes in Salaries, Expense, Equipment and Special	(947,682)	-
2006-07 PROGRAM BUDGET	12,213,915	191

Maintaining Streets

This program maintains and performs minor repairs to bituminous and concrete streets, concrete curbs, gutters, alleys, storm drain inlet structures, unimproved roadways and other streets. It also makes minor repairs on sidewalks, curbs, and driveways plus slurry seals streets. Additionally, this program grades and paves city yards and facilities.

Program Changes	Direct Cost	Positions	Total Cost
Changes in Salaries, Expense, Equipment and Special			
18 . **Apportionment of Changes Applicable to Various Programs** Related costs consist of employee benefits Related Costs: $(260,315)	(2,550,772)	-	(2,811,087)
Continuation of Services			
19 . **Slurry Seal Program** Continue funding and resolution position authority for 22 positions to provide an additional 200 miles of slurry seal. The base level slurry seal program will provide 100 miles of slurry seal for a total program of 300 miles. Related costs consist of employee benefits. *SG $963,936; SOT $101,577; EX $4,134,487* Related Costs: $412,920	5,200,000	-	5,612,920
TOTAL MAINTAINING STREETS	2,649,228	-	

2005-06 Program Budget	19,379,299	219
Changes in Salaries, Expense, Equipment and Special	2,649,228	-
2006-07 PROGRAM BUDGET	22,028,527	219

Street Resurfacing and Reconstruction

This program resurfaces and reconstructs bituminous and concrete streets and surfaces; reconstructs curbs, gutters, driveways, bridges, and stairways; and installs and alters other structures such as retaining walls, bulkheads, catch basins, subdrains, bus pads, guardrails, and maintenance holes.

Program Changes	Direct Cost	Positions	Total Cost
Changes in Salaries, Expense, Equipment and Special			
20 . **Apportionment of Changes Applicable to Various Programs** Related costs consist of employee benefits Related Costs: $(263,096)	(14,608,307)	-	(14,871,403)
Continuation of Services			
21 . **Sidewalk Access Ramps** Continue funding and resolution position authority for 12 positions for the construction of access ramps in conjunction with the Street Resurfacing Program. Related costs consist of employee benefits. *SG $623,544; SOT $100,000; EX $836,208* Related Costs: $250,020	1,559,752	-	1,809,772
22 . **Paving of Unimproved Streets and Alleys** Continue funding and resolution position authority for 10 positions to pave 16 miles of unimproved alleys. This is the first phase of a three-year program to pave the remaining estimated 35 miles of unimproved alleys in the City. Related costs consist of employee benefits. *SG $531,732; SOT $300,000; EX $4,456,000* Related Costs: $211,440	5,287,732	-	5,499,172
23 . **Street Resurfacing Program** Continue funding for the street resurfacing program. This funding will provide an additional 84 miles to the base program of 116 miles for a total program of 200 miles. The current workplan is maintained at an increased funding level due to the increase in the cost of construction materials. The additional funding is provided by the Special Gas Tax Street Improvement Fund and the General Fund (74 miles) and savings derived from the use of the Cold-in-Place machinery (10 miles). (See Engineeering Item 16.) *SOT $3,000,000; EX $25,781,935*	28,781,935	-	28,781,935
TOTAL STREET RESURFACING AND RECONSTRUCTION	21,021,112	-	

2005-06 Program Budget	58,003,814	293
Changes in Salaries, Expense, Equipment and Special	21,021,112	-
2006-07 PROGRAM BUDGET	79,024,926	293

Street Improvement

This program involves the construction and improvement of streets in the City, including activities such as curb ramps, pedestrian facilities, bus landing facilities, landscape and streetscape, street safety related projects, railroad liaison, State highway relinquishment, street widening and reconstruction and bikeways.

Program Changes	Direct Cost	Positions	Total Cost
Changes in Salaries, Expense, Equipment and Special			
24 . **Apportionment of Changes Applicable to Various Programs** Related costs consist of employee benefits Related Costs: $(1,458,344)	(5,732,488)	-	(7,190,832)
Continuation of Services			
25 . **50/50 Sidewalk Repair Program** Continue funding and resolution position authority for 46 positions to provide an additional 52 miles for the expansion of the 50/50 sidewalk cost sharing program. The program expansion will address the high demand from City residents. The contribution from homeowners is deposited into the Subventions and Grants Trust Fund and used to purchase construction materials. Funding as currently provided in the budget would repair 78 miles of sidewalks with an additional 12 miles funded off-budget through the Consolidated Plan (total of 90 miles). Forty six of 73 positions previously provided for the initial 50/50 sidewalk program and the regular sidewalk repair program are continued. The current sidewalk repair work plan is maintained with a reduction of 27 positions. Related costs consist of employee benefits. *SG $2,856,228* Related Costs: $1,076,580	2,856,228	-	3,932,808
26 . **Bus Pad and Bus Stop Improvements** Continue funding and resolution position authority for 11 positions to construct concrete bus landings and to improve accessibility at bus stops. Funding will be provided from the Proposition A Local Transit Assistance Fund. Related costs consist of employee benefits. *SG $571,836; SOT $30,000; EX $632,400* Related Costs: $221,652	1,234,236	-	1,455,888
27 . **Storm Damage Restoration Program** Continue resolution authority for 13 positions (four Equipment Operators, four Heavy Duty Truck Operators, four Street Services Supervisor IIs and one Street Services Superintendent) to support the Storm Damage Repair Program. The Program consists of 50 storm damage repair projects that are eligible for reimbursement by the Federal Emergency Management Administration (FEMA) and the Federal Highway Administration (FHWA). Commercial paper will be issued periodically to front-fund costs and repaid upon receipt of federal reimbursements. The estimated annual cost for 2006-07 is $8.2 million. (See Engineering Item 17.)	-	-	-

Program Changes	Direct Cost	Positions	Total Cost
Changes in Salaries, Expense, Equipment and Special			
Increased Services			
28 . **Catch Basin and Off-Grade Gutter Repair Program** Add nine months funding and resolution position authority for 14 positions to provide two crews to repair catch basins and off-grade gutters. Damaged catch basins and off-grade gutters currently offer breeding grounds for the West Nile Virus and hinder the ability of street cleaning equipment to remove debris from streets. Funding is from the Stormwater Pollution Abatement Fund. Related costs consist of employee benefits. *SG $560,178; SOT $50,000; EX $275,000* Related Costs: $222,462	885,178	-	1,107,640
29 . **Sidewalk Saw Cut Program** Add nine months funding and resolution position authority for 13 positions to provide two crews for the Saw Cut Program. The crews will horizontally saw cut concrete sidewalks to eliminate sidewalk uplifts and reduce the number of trip and fall accidents citywide. A successful pilot program was conducted in 2004-05. The program is expected to address approximately 18,000 uplifts per year. Related costs consist of employee benefits. *SG $441,333; SOT $100,000; EX $267,700; EQ $4,260* Related Costs: $186,588	813,293	-	999,881
New Services			
30 . **Off-Budget Construction Projects** Add resolution position authority for 11 positions (one Carpenter, two Cement Finishers, two Cement Finisher Workers, one Civil Engineering Associate, one Equipment Operator, two Heavy Duty Truck Operators, one Maintenance and Construction Helper and one Street Services Supervisor), subject to the approval of the City Administrative Officer, for the Community Redevelopment Agency (CRA) Street Improvement Program. The program will provide new curb, gutter, sidewalk and other pedestrian-related infrastructure improvements. Funding information will be provided to the City Administrative Officer during the fiscal year as projects are approved. The cost of the positions are fully reimbursable through an Agreement with the CRA. The estimated annual cost for 2006-07 is $700,000.	-	-	-
TOTAL STREET IMPROVEMENT	56,447	-	

2005-06 Program Budget	21,186,378	146
Changes in Salaries, Expense, Equipment and Special	56,447	-
2006-07 PROGRAM BUDGET	21,242,825	146

General Administration and Support

This program involves the control and management of the internal affairs and activities necessary to maintain streets and related improvements; including Bureau administration, research and planning, application of time standards, training and clerical and administrative support.

Program Changes	Direct Cost	Positions	Total Cost
Changes in Salaries, Expense, Equipment and Special			
31 . **Apportionment of Changes Applicable to Various Programs** Related costs consist of employee benefits Related Costs: $31,454	122,515	-	153,969
TOTAL GENERAL ADMINISTRATION AND SUPPORT	122,515	-	

2005-06 Program Budget	6,150,093	68
Changes in Salaries, Expense, Equipment and Special	122,515	-
2006-07 PROGRAM BUDGET	6,272,608	68

INDICATORS OF WORKLOAD

	ACTUAL 2000-01	ACTUAL 2001-02	ACTUAL 2002-03	ACTUAL 2003-04	ACTUAL 2004-05	EST. 2005-06	EST. 2006-07
WEED ABATEMENT, BRUSH AND DEBRIS CLEARANCE PROGRAM							
Land cleared/cleaned - Private (million sq. ft.)	17.6	13.2	18.0	9.9	4.0	8.0	9.1
Land cleared/cleaned - Public (million sq. ft.)	9.0	22.0	18.0	19.3	18.0	18.0	13.2
Public Dedicated Property-Medians/Unimproved Alleys Cleared/Cleaned (million sq. ft.)	50.8	106.7	100.0	116.5	78.3	100.0	108.0
Land sprayed (thousand sq. ft.)	24,000	22,000	21,000	35,000	22,000	30	15
Debris removed (cubic yards)	160,000	250,000	245,000	276,696	180,000	180,000	194,000
STREET USE INSPECTION PROGRAM							
Investigations conducted	29,000	34,216	29,000	10,608	10,608	32,500	35,000
Permits issued (all types)	28,000	40,224	28,000	111,585	111,585	24,000	17,302
Notices issued (excluding sidewalk)	8,000	10,756	8,000	9,390	9,390	14,000	9,000
Administrative hearings	1,200	1,636	1,200	710	710	1,200	974
STREET CLEANING PROGRAM							
Completion frequency - posted routes	98%	100%	97%	100%	97%	97%	98%
Goal - posted routes	97%	97%	97%	97%	97%	98%	98%
Completion frequency - nonposted routes (weeks)	3.6	3.7	4.0	3.8	4.0	4.0	4.0
Goal - nonposted routes (weeks)	4.0	4.0	4.0	4.0	4.0	4.0	4.0
Trash receptacles serviced	2,952	3,065	3,000	3,000	3,000	3,000	3,065
STREET TREE AND PARKWAY MAINTENANCE PROGRAM							
Trees planted - City forces	4,776	4,615	4,200	4,068	4,200	4,200	4,200
Trees planted - Contract	0	0	300	400	0	0	0
Trees trimmed - City forces - broadhead	40,718	48,844	40,000	41,000	40,000	40,000	45,000
Trees trimmed - contract - broadhead	51,809	22,450	77,500	44,900	28,600	40,000	28,600
Trimming frequency - broadhead (years)	6.8	8.8	5.4	7.3	10.0	7.9	10.0
Standard frequency - broadhead (years)	7.0	7.0	7.0	7.0	7.0	7.0	7.0
Trees trimmed - contract - palm	10,275	0	7,800	5,660	0	6,000	4,900
Trimming frequency - palm (years)	4.9	0.0	6.4	8.8	0	8.3	10.2
Standard frequency - palm (years)	5.0	5.0	5.0	5.0	5.0	5.0	5.0
Tree stumps removed	4,990	6,617	4,700	6,540	4,700	4,700	4,700
Trees removed - City forces	4,329	4,421	3,900	4,961	3,500	3,500	3,500
Trees removed - Contract	327	0	300	80	0	0	0
Acres of landscaping maintained	302	310	310	310	310	310	310
Horticultural waste recycled (tons)	8,700	8,700	8,700	8,700	8,700	8,700	8,700
Horticultural waste recycled (% of trimmings)	100%	100%	100%	100%	100%	100%	100%
STREET RESURFACING AND RECONSTRUCTION PROGRAM							
Miles of streets, alleys maintained	7,289	7,289	7,300	7,300	7,300	7,300	7,300
Streets resurfaced (miles)	273	274	232	123	135	200	225
Street life cycle standard (miles per year)	260	260	260	260	260	260	260
Asphalt produced - City	628,000	673,035	660,000	393,271	660,000	660,000	488,000
Asphalt recycled - City	480,000	275,321	480,000	98,318	60,000	60,000	511,000
Asphalt recycled - contract	286,000	141,400	286,000	99,163	87,500	90,000	340,000
Streets slurry sealed	104	103	100	107	300	300	300
Bus pads constructed	250	303	250	97	100	100	100
Curb ramps constructed	7,210	7,260	920	1,017	1,200	1,200	916
Sidewalks Repaired (miles)	46	87	130	63.4	52	52	78

DEPARTMENT OF TRANSPORTATION

2006-07 Proposed Budget

FUNDING

	2005-06 Estimated	2005-06 Budget	2006-07 PROPOSED Amount	%Change
Salaries	$ 102,341,000	$ 101,297,828	**$ 108,629,382**	7.2%
Expense	27,522,000	27,160,366	**33,618,148**	23.8%
Equipment	31,000	31,800	**31,800**	-- %
Special	--	--	**--**	-- %
TOTAL	**$ 129,894,000**	**$ 128,489,994**	**$ 142,279,330**	10.7%

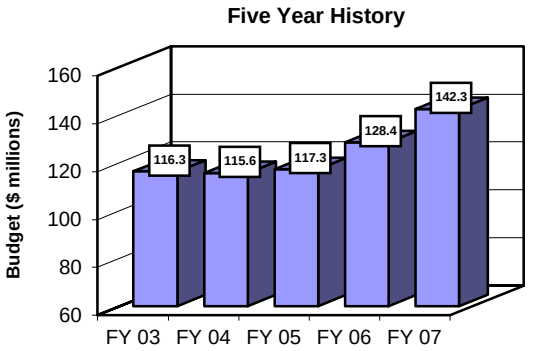

STAFFING

	June 30, 2006 Projected Staffing	2005-06 Adopted Budget	2006-07 PROPOSED Authorized Staffing	%Change
Regular	1,426	1,521	**1,582 ***	4.0%
Resolution	78	87	115	

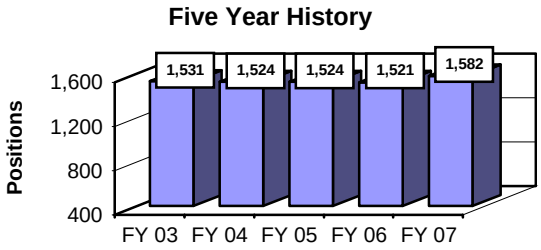

*Twelve Commissioner positions are moved from the total regular authority count to a separate category. See Transportation Item 27.

BUDGET HIGHLIGHTS

	Direct Cost	Positions
◆ Permanently Increase Various Core Service Levels	$ 867,244	18
◆ Special-Funded Overtime	2,100,000	--
◆ Traffic Management for Sewer Construction (One resolution authority)	91,028	--
◆ Engineering District Offices Support	(14,812)	1
◆ Photo Red Light	1,097,000	--
◆ Paint and Sign Division Supervision	(31,768)	1
◆ Light Emitting Diodes (LED)	3,814,033	7
◆ Busiest Intersection Congestion Relief (20 resolution authorities)	2,508,336	35
◆ Stolen Vehicle Recovery Pilot Expansion (Six resolution authorities)	237,624	--
◆ Gridlock Tiger Team	733,320	15
◆ Radio Replacement	840,000	--
◆ Citation Issuance Contract Increase	567,123	--
◆ Central Communications Center	974,250	--
◆ Systems Support	115,652	2
◆ TAMS Phase Three (Two resolution authorities)	189,024	--

Recapitulation of Changes

	Adopted Budget 2005-06	Total Budget Changes	Budget Appropriation 2006-07
EXPENDITURES AND APPROPRIATIONS			
Salaries			
Salaries General	86,938,477	4,909,936	91,848,413
Salaries As-Needed	8,456,480	-	8,456,480
Overtime General	5,902,871	2,421,618	8,324,489
Total Salaries	101,297,828	7,331,554	108,629,382
Expense			
Printing and Binding	565,685	-	565,685
Construction Expense	223,560	-	223,560
Contractual Services	14,119,820	2,530,623	16,650,443
Field Equipment Expense	710,765	840,000	1,550,765
Investigations	81,651	-	81,651
Transportation	118,280	-	118,280
Utilities Expense Private Company	53,462	-	53,462
Paint and Sign Maintenance and Repairs	4,061,154	-	4,061,154
Signal Supplies and Repairs	6,402,177	3,054,359	9,456,536
Governmental Meetings	1,312	-	1,312
Uniforms	127,595	-	127,595
Office and Administrative	650,875	32,800	683,675
Operating Supplies	44,030	-	44,030
Total Expense	27,160,366	6,457,782	33,618,148
Equipment			
Furniture, Office and Technical Equipment	31,800	-	31,800
Total Equipment	31,800	-	31,800
Total Transportation	128,489,994	13,789,336	142,279,330

Recapitulation of Changes

	Adopted Budget 2005-06	Total Budget Changes	Budget Appropriation 2006-07
SOURCES OF FUNDS			
General Fund	102,578,820	10,072,252	112,651,072
Traffic Safety Fund (Sch. 4)	8,554,756	(215,489)	8,339,267
Special Gas Tax Street Improvement Fund (Sch 5)	4,522,932	(49,393)	4,473,539
Mobile Source Air Poll. Reduction Fund (Sch. 10)	452,850	-	452,850
Special Parking Revenue Fund (Sch. 11)	-	29,227	29,227
Sewer Capital (Sch. 14)	49,983	531	50,514
Proposition A Local Transit Fund (Sch. 26)	5,292,595	681,444	5,974,039
Prop. C Anti-Gridlock Transit Fund (Sch. 27)	6,949,273	2,191,592	9,140,865
Coastal Transportation Corridor Fund (Sch. 29)	-	288,704	288,704
West LA Transp. Improv. & Mitigation (Sch 29)	-	86,024	86,024
Ventura/Cah Corridor Plan (Sch. 29)	-	687,150	687,150
Warner Center Transportation Develop. (Sch. 29)	88,785	-	88,785
Local Transportation Fund (Sch. 34)	-	17,294	17,294
Total Funds	128,489,994	13,789,336	142,279,330
Percentage Change			10.73%
Positions	1,521	61	1,582

Changes Applicable to Various Programs

The following changes involve two or more budgetary programs. These changes are explained below and apportioned as single entries in the affected programs. Single-program changes are shown only in the programs involved.

Program Changes	Direct Cost	Positions	Total Cost
Changes in Salaries, Expense, Equipment and Special			
Obligatory Changes			
1 . **2006-07 Employee Compensation Adjustment** Related costs consist of employee benefits. *SG $2,664,807* Related Costs: $691,784	2,664,807	-	3,356,591
2 . **Salary Step Plan and Turnover Effect** Related costs consist of employee benefits. *SG $(101,612)* Related Costs: $(26,378)	(101,612)	-	(127,990)
3 . **Change in Number of Working Days** One less working day. Related costs consist of employee benefits. *SG $(334,594)* Related Costs: $(26,378)	(334,594)	-	(360,972)
Deletion of One-Time Services			
4 . **Deletion of Funding for Resolution Authorities** Delete funding for 65 resolution authorities. Due to the City's current financial constraints, only critical positions will be continued. Related costs consist of employee benefits. Continued: Traffic Sign Maintenance (Two positions) - See Item 5. Resurfacing Program (Two positions) - See Item 5. Curb Marking Maintenance (Two positions) - See Item 5. Parking Meter Maintenance (Six positions) - See Item 5. Traffic Management for Sewer Construction (One position) - See Item 10. Busiest Intersection Congestion Relief (35 positions) - See Item 17. Gridlock Tiger Team (15 positions) - See Item 19. TAMS Phase Three (Two positions) - See Item 26. *SG $(2,147,692); SOT $(10,500)* Related Costs: $(560,266)	(2,158,192)	-	(2,718,458)

Program Changes	Direct Cost	Positions	Total Cost
Changes in Salaries, Expense, Equipment and Special			
Continuation of Services			
5 . **Permanently Increase Various Core Service Levels** Continue funding and add regular position authority for 12 positions that have been on resolution authority for the past year. These positions work with traffic sign maintenance, street resurfacing and curb marking and parking meter maintenance. These positions are responsible for expanding sign maintenance, providing striping for street resurfacing, ensuring that curb areas are clearly marked and repairing parking meters. Add funding and regular position authority for six positions that have been on resolution authority for several years and for which funds have been transferred on an interim basis. The six positions perform mitigation engineering on the following projects: Coastal Transportation Corridor, Ventura/Cahuenga Boulevard, West LA Improvement and Mitigation and LAX Master Plan. These positions mitigate impacts generated by new commercial and industrial development within these areas. Funding for salaries and overtime for parking meter maintenance is provided in the Special Parking Revenue Fund. Most position costs are offset by Gas Tax, Proposition C and other trust funds. Related costs consist of employee benefits. *SG $809,244; SOT $58,000* Related Costs: $342,984	867,244	18	1,210,228
Reduced Services			
6 . **Deletion of Vacant Positions** Delete funding for six regular authority positions that are currently vacant. Due to the City's current financial constraints, only critical positions will be continued annually in the Budget. Related costs consist of employee benefits. *SG $(369,127)* Related Costs: $(108,932)	(369,127)	(6)	(478,059)
Efficiencies to Services			
7 . **Special-Funded Overtime** Increase funds in the overtime account to reflect anticipated needs. Funds have previously been transferred on an interim basis to the Department. However, since the use of these funds is routine and unrelated to the number of positions assigned to the work, including funds in the budget allows the Department to better plan necessary work and alleviates a General Fund impact. Funds are provided from Proposition C for related work and for the Transportation Grant Fund Annual Work Program. Funds are also provided from Proposition A. *SOT $2,100,000*	2,100,000	-	2,100,000
TOTAL CHANGES APPLICABLE TO VARIOUS PROGRAMS	2,668,526	12	

Rate and Service Regulation

This program issues franchises and permits, and establishes and enforces rates and adequate service levels for public transportation companies. Franchises are also issued for public utility and gas lines serving the City. The necessary engineering, economic and analytical studies to determine appropriate rates and services are performed under this program.

Program Changes	Direct Cost	Positions	Total Cost
Changes in Salaries, Expense, Equipment and Special			
8 . **Apportionment of Changes Applicable to Various Programs** Related costs consist of employee benefits	56,053	-	56,053
TOTAL RATE AND SERVICE REGULATION	56,053	-	

2005-06 Program Budget	2,200,996	33
Changes in Salaries, Expense, Equipment and Special	56,053	-
2006-07 PROGRAM BUDGET	2,257,049	33

Transportation System Engineering & Development

This program identifies current and future traffic and transportation needs and develops and implements programs to meet those needs. It plans and coordinates transportation and related facilities such as highways, bikeways, pedestrian ways, transit priority, fixed guide ways, parking lots and other collector-distributor systems. It plans and designs all varieties of traffic control devices, including signs, signals and traffic markings on streets and curbs. This program also investigates requests for and initiates the installation, modification and maintenance of traffic control devices. It also reviews plans for street, utility and transit construction projects and special events, recommends traffic control requirements and reviews subdivision street name, warning and regulatory signs.

Program Changes	Direct Cost	Positions	Total Cost
Changes in Salaries, Expense, Equipment and Special			
9 . **Apportionment of Changes Applicable to Various Programs** Related costs consist of employee benefits Related Costs: $67,600	1,988,731	2	2,056,331
Continuation of Services			
10 . **Traffic Management for Sewer Construction** Continue funding and resolution authority for one Transportation Engineering Associate II position included to provide traffic management oversight for construction activities for all major sewer projects proposed for 2006-07. Costs are 50 percent funded by the Sewer Capital Fund. Related costs consist of employee benefits. *SG $81,028; SOT $10,000* Related Costs: $35,866	91,028	-	126,894
Efficiencies to Services			
11 . **Engineering District Offices Support** Add regular position authority for one Senior Clerk Typist to provide clerical support in one of the Department's regional engineering district offices. The Department is instructed to fill one of its Clerk Typist vacancies and divert the position to provide additional support to a district office. The Department will commit to achieving efficiencies as a result of freeing engineers from performing clerical tasks. The overtime account is therefore reduced by the cost of one and one-half clerical positions. The position will be partially funded on an ongoing basis by the Local Transportation Fund. Related costs consist of employee benefits. *SG $37,070; SOT $(51,882)* Related Costs: $12,672	(14,812)	1	(2,140)
TOTAL TRANSPORTATION SYSTEM ENGINEERING & DEVELOPMENT	2,064,947	3	

2005-06 Program Budget	11,346,223	150
Changes in Salaries, Expense, Equipment and Special	2,064,947	3
2006-07 PROGRAM BUDGET	13,411,170	153

Transportation System Operations

This field program operates and maintains traffic control devices, signals and signal components and all other regulatory, warning, guide and street name signs. It also constructs, installs, maintains and removes, when warranted, all varieties of traffic control devices, including parking meters and traffic markings on streets and curbs. It also removes and/or reapplies paint of plasticized traffic markings on streets and curbs.

Program Changes	Direct Cost	Positions	Total Cost
Changes in Salaries, Expense, Equipment and Special			
12 . **Apportionment of Changes Applicable to Various Programs** Related costs consist of employee benefits Related Costs: $166,452	849,220	12	1,015,672
Increased Services			
13 . **Photo Red Light** Increase funds to expand the number of intersections using photo red light technology to 32 for a total of 64 cameras. The Department is responsible for the design and construction of the infrastructure, performed entirely on overtime using existing staff, while the Los Angeles Police Department administers the contract for operation and citation issuance. Expense monies will cover materials and the cost of a contractor to install conduit. *SOT $316,000; EX $781,000*	1,097,000	-	1,097,000
Efficiencies to Services			
14 . **Paint and Sign Division Supervision** Add nine months funding and regular position authority for one Traffic Marking and Sign Superintendent to supervise the activities of the Central Yard paint and sign staff. Supervision for this division is currently performed by a Senior Transportation Engineer who is not located with divisional staff. The Department will commit to achieving efficiencies as a result of having closer supervision, including the elimination of an arterial street resurfacing contract ($80,000). The position is funded by offsetting savings in the Gas Tax Fund. Related costs consist of employee benefits. *SG $47,232; EX $(79,000)* Related Costs: $17,721	(31,768)	1	(14,047)

Program Changes	Direct Cost	Positions	Total Cost
Changes in Salaries, Expense, Equipment and Special			
Efficiencies to Services			
15 . **Light Emitting Diodes (LED)** Add funding and seven regular position authorities to perform a Citywide conversion of incandescent bulbs in traffic signal lamps to light emitting diode (LED) bulbs. The five-year conversion program will bring the City into compliance with California Appliance Effciency Regulations. Funds are added to the signal supply account for LED supplies, tools, equipment and training. Funds are also added to the contractual services account to lease vehicles needed to support the conversion. Related costs consist of employee benefits. *SG $447,624; EX $3,366,409* Related Costs: $167,112	3,814,033	7	3,981,145
TOTAL TRANSPORTATION SYSTEM OPERATIONS	5,728,485	20	

2005-06 Program Budget	47,186,262	419
Changes in Salaries, Expense, Equipment and Special	5,728,485	20
2006-07 PROGRAM BUDGET	52,914,747	439

Parking Management & Intersection Control

This program enforces the parking rules and regulations of the City of Los Angeles through systematic ticket writing, and provides manual traffic control and direction at heavily congested intersections, accidents, special events, school crossings and in circumstances where the signal system must be supplemented or replaced by a Traffic Officer. This program also provides for related analysis to develop measures and/or code changes to facilitate the movement of traffic and pedestrians. This program also plans the City's Parking program including on and off-street metered spaces, lots and preferential parking districts. It also installs, maintains, collects from and provides security services for parking meters and City-owned lots.

Program Changes	Direct Cost	Positions	Total Cost
Changes in Salaries, Expense, Equipment and Special			
16 . **Apportionment of Changes Applicable to Various Programs** Related costs consist of employee benefits Related Costs: $78,762	(817,997)	-	(739,235)
Continuation of Services			
17 . **Busiest Intersection Congestion Relief** Continue funding and add regular authority for 29 Traffic Officer and six Senior Traffic Supervisor positions to oversee congestion relief at the City's busiest intersections. The goal is to continue the existing successful program, improve traffic flow and maximize safety at the City's most congested intersections. The program is partially paid through Proposition C funds. Increase funds and add resolution authority for 20 Traffic Officer positions to increase congestion relief at more of the City's busiest intersections. This is intended to further improve traffic flow and safety. Traffic Officers will augment congestion relief duties with traffic citation issuance. Nine-months funding is included for these new Traffic Officers. Related costs consist of employee benefits. *SG $2,508,336* Related Costs: $1,018,824	2,508,336	35	3,527,160
Increased Services			
18 . **Stolen Vehicle Recovery Pilot Expansion** Add nine months funding for six resolution authority positions (five Traffic Officers and one Senior Traffic Supervisor) to expand the pilot Stolen Vehicle Recovery Program Citywide. The pilot was launched in December 2004 and focuses on efficiencies generated by having Traffic Officers, rather than sworn police officers, process non-felony stolen vehicle reports. The goal is to alleviate sworn officer time to be applied to other needs. The Department reports that they have been successful in achieving this goal; however, additional resources are required to expand the Program. Funds are included in the Department of General Services Budget for five vehicles to support the Program. Related costs consist of employee benefits. *SG $231,624; EX $6,000* Related Costs: $93,186	237,624	-	330,810

Program Changes	Direct Cost	Positions	Total Cost
Changes in Salaries, Expense, Equipment and Special			
Increased Services			
19 . **Gridlock Tiger Team** Continue funding and provide regular position authority for 15 Traffic Officers to form the Gridlock Tiger Team that is planned to be launched in April 2006. The Gridlock Tiger Team is a special parking enforcement unit that tickets violators of peak hour curb lane restrictions on the City's busiest streets and highest ridership bus corridors. Ticketed vehicles will be immediately towed by Official Police Garage tow trucks. The goal is to reduce traffic congestion by keeping the City's streets at full capacity and maximum speed during morning and evening rush hour commute. The program will also improve bus transit travel time and reduce operating costs for the Metropolitan Transportation Authority and Department transit services. *SG $733,320* Related Costs: $300,780	733,320	15	1,034,100
Efficiencies to Services			
20 . **Radio Replacement** Add funding for 200 Jaguar radios to replace outdated ones for one-third of the departmental users of the radios. This represents the second phase of a three-phase plan to update radios for Traffic Officers. Phase One was negotiated as part of a new parking citation processing contract. Replacement parts for the existing radios can no longer be purchased as they are several years beyond their normal life span, and maintaining working radios is important to the safety and efficiency of Traffic Officers. *EX $840,000*	840,000	-	840,000
21 . **Citation Issuance Contract Increase** Increase the contractual services account to reflect a previously negotiated cost-of-living adjustment in the parking citations collection contract. The amount reflects approximately four months at the increased compensation level. *EX $567,123*	567,123	-	567,123

Program Changes	Direct Cost	Positions	Total Cost
Changes in Salaries, Expense, Equipment and Special			
Efficiencies to Services			
22 . **Central Communications Center** Add funding to replace existing equipment at the Central Communications Center in North Hollywood. The location handles all radio communications that occur among Traffic Officers, parking meter technicians and their supervisors. It also handles public requests for service, taxi investigators, paint and sign installation crews, traffic signal repair personnel and ATSAC field staff. Approximately ten percent of the replacement will be covered by a combination of Proposition C and Special Parking Revenue Funds. *EX $974,250*	974,250	-	974,250
TOTAL PARKING MANAGEMENT & INTERSECTION CONTROL	5,042,656	50	

2005-06 Program Budget	57,744,581	770
Changes in Salaries, Expense, Equipment and Special	5,042,656	50
2006-07 PROGRAM BUDGET	62,787,237	820

Transit Operations

This program provides planning and implementation of rail, bus, and other transit strategies for Citywide public transportation. The program is funded by the Proposition A Local Transit Assistance Fund and the Proposition C Anti-Gridlock Transit Improvement Fund.

Program Changes	Direct Cost	Positions	Total Cost
Changes in Salaries, Expense, Equipment and Special			
23 . **Apportionment of Changes Applicable to Various Programs** Related costs consist of employee benefits	586,630	-	586,630
TOTAL TRANSIT OPERATIONS	586,630	-	

2005-06 Program Budget	3,671,927	50
Changes in Salaries, Expense, Equipment and Special	586,630	-
2006-07 PROGRAM BUDGET	4,258,557	50

General Administration and Support

This program provides management and administrative support functions including departmental administration, management control, accounting, administrative analysis, personnel processing, records, files and clerical services.

Program Changes	Direct Cost	Positions	Total Cost
Changes in Salaries, Expense, Equipment and Special			
24 . **Apportionment of Changes Applicable to Various Programs** Related costs consist of employee benefits	5,889	(2)	5,889
Increased Services			
25 . **Systems Support** Add funding for two Systems Analyst II positions to better balance the information services bureau and curtail reliance on outside consultants. The positions are funded from Propositions A and C. Related costs consist of employee benefits. *SG $113,652; EX $2,000* Related Costs: $40,302	115,652	2	155,954
Efficiencies to Services			
26 . **TAMS Phase Three** Continue funding and resolution authority for two positions (GIS Specialist and Database Architect) to implement the Traffic Asset Management System (TAMS) Phase Three. TAMS is proposed to maintain installation and maintenance records and create a geographically-based traffic control device inventory database. This database is anticipated to help effectively manage the condition and performance level of the City's transportation infrastucture tools. Additional funds to implement the database appear as appropriations from Propositions A and C and the Special Parking Revenue Fund. Related costs consist of employee benefits. *SG $189,024* Related Costs: $63,252	189,024	-	252,276

Program Changes	Direct Cost	Positions	Total Cost
Changes in Salaries, Expense, Equipment and Special			
Other Changes or Adjustments			
27 . **Creation of Commissioner Positions Category** Beginning in 2006-07, a new position category will be created for all part-time commissioners that is separate from the department's regular position authorities. This action will reduce the department's total regular count by the corresponding number of commissioners placed into the new category.	-	(12)	-
TOTAL GENERAL ADMINISTRATION AND SUPPORT	310,565	(12)	

2005-06 Program Budget	6,340,005	99
Changes in Salaries, Expense, Equipment and Special	310,565	(12)
2006-07 PROGRAM BUDGET	6,650,570	87

INDICATORS OF WORKLOAD

	ACTUAL 2000-01	ACTUAL 2001-02	ACTUAL 2002-03	ACTUAL 2003-04	ACTUAL 2004-05	EST. 2005-06	EST, 2006-07
RATE AND SERVICE REGULATION							
Taxi driver permits issued	3,177	3,069	2,593	2,736	2,800	2,900	2,800
Vehicle transportation companies regulated	192	180	190	200	205	210	220
Taxi vehicle permits authorized	2,303	2,303	2,303	2,303	2,303	2,303	2,303
Other vehicle permits issued	1,453	1,481	1,535	1,550	1,600	1,650	1,650
Other driver/attendant permits issued	2,693	2,805	3,235	3,451	3,500	3,600	3,700
Bandit drivers arrested	412	354	399	339	400	430	400
Bandit vehicles impounded	336	306	337	297	390	420	370
Board reports written	115	106	134	170	160	160	150
Complaints investigated	309	250	277	293	300	300	325
Department hearings held	369	546	567	541	580	600	700
Bandit phone lines requested	-	6	16	8	10	10	15
Public records requested	50	56	60	57	60	60	60
Taxi Regulation - percent taxi franchise achieving performance objectives	-	-	-	87%	78%	87%	89%
Taxi Regulation - percent applicant serviced within 15 minutes	-	-	-	83%	84%	84%	84%
TRANSPORTATION SYSTEM ENGINEERING AND DEVELOPMENT PROGRAM							
Manual counts prepared	695	531	561	790	790	600	575
Automatic counts prepared	-	-	572	300	300	300	1,000
Signal design plans completed	394	470	425	360	360	360	360
Backlog of signal design plans	449	355	362	350	350	350	350
Geometric design miles completed	129	165	150	140	140	140	140
Backlog of geometric design plans	85	80	108	80	80	80	80
Investigation requests resolved	17,100	17,832	18,151	19,058	19,058	19,100	21,000
Plans and permits reviewed	3,087	3,316	4,212	4,250	N/A	N/A	N/A
Investigation requests received	16,292	18,446	18,381	20,219	19,547	19,800	20,000
District Work orders prepared	19,889	11,779	10,906	11,451	N/A	N/A	N/A
Backlog of requests for investigations	1,410	2,026	2,185	2,631	1,878	1,500	1,200
Community Programs Work Orders	5,440	7,106	5,203	5,331	N/A	N/A	N/A
B-Permit projects inspected	-	-	145	150	150	150	-
Speed hump studies completed	230	297	294	325	448	460	450
Speed humps/tables constructed	221	308	433	550	282	280	280
Community meetings attended	28	354	43	50	39	50	50
Neighborhood traffic management maps prepared	17	4	4	6	6	6	5
Neighborhood traffic management striping drawings prepared	-	-	47	25	25	25	25
Stop and yield signs inspected	59,028	70,000	62,315	60,447	60,000	60,000	N/A
Neighborhood Traffic Operations - percent requests for service completed on time	-	-	-	25%	22%	35%	45%
TRANSPORTATION SYSTEM OPERATIONS							
Red curb miles reinstalled/installed	481	456	358	460	500	600	600
Thermoplastic longline striping installed/ reinstalled (previously lane miles)	747	839	748	760	850	850	900
New signs installed	57,227	11,872	9,320	11,000	12,000	20,000	20,000
Signs replaced	-	30,708	26,674	20,000	21,000	30,000	45,000
Signs maintained	33,054	11,312	8,047	6,000	4,000	12,000	15,000
Temporary parking signs installed	156,264	113,815	145,450	140,000	150,000	150,000	150,000
Signals maintained	753	826	572	800	800	800	800
Signals constructed	7	14	12	10	10	10	10
Signal modifications constructed	111	88	71	50	30	30	100
Smart crosswalks constructed	9	8	9	8	10	10	10

INDICATORS OF WORKLOAD (Continued)

	ACTUAL 2000-01	ACTUAL 2001-02	ACTUAL 2002-03	ACTUAL 2003-04	ACTUAL 2004-05	EST. 2005-06	EST. 2006-07
TRANSPORTATION SYSTEM OPERATIONS (Continued)							
Beacon signals constructed	1	1	2	2	3	3	3
Audible signals constructed	-	-	-	5	5	5	5
Signal trouble calls	13,074	16,178	19,154	15,000	15,000	15,000	16,000
Signal wrecks repaired	1,254	920	908	1,300	1,300	1,300	1,350
Posts Installed	11,125	11,036	10,116	8,000	8,000	10,000	12,000
New Traffic Signals - install within 3 months	-	-	-	29%	15%	35%	60%
Smart Pedestrian Warnings - install within 3 months	-	-	-	17%	20%	25%	N/A
Signal Modifications - install within 3 months	-	-	-	48%	52%	60%	65%
Pavement Markings - install within 30 days	-	-	-	81%	80%	85%	N/A
Traffic Signs - install within 30 days	-	-	-	N/A	78%	80%	80%
Arterial Street Resurfacing - replace pavement messages within 10 days	-	-	-	50%	84%	85%	85%
Local Street Resurfacing - replace messages within 10 days	-	-	-	10%	70%	75%	80%
Signs Maintained - maintain within 30 days	-	-	-	N/A	28%	40%	65%
Signal Trouble Calls - respond within 1 hour	-	-	-	52%	50%	55%	60%
PARKING MANAGEMENT AND INTERSECTION CONTROL							
Parking meters repaired	174,408	206,322	239,781	268,500	278,970	290,000	320,000
Parking meters maintained	40,979	41,500	40,800	41,500	40,430	41,430	42,430
Meters reinstalled	1,069	1,500	1,846	900	918	1,000	1,000
New meters installed, total	20	20	300	500	173	1,000	1,000
New off-street spaces provided	-	3,000	92	75	700	700	N/A
Lot improvements/maintenance projects performed	17	14	12	12	15	15	N/A
Lot inspections conducted	1,287	1,356	1,108	1,300	1,350	1,350	N/A
Citations written	3,071,298	2,949,881	3,248,081	3,275,845	3,275,845	3,200,000	3,251,240
Citations written per officer per eight-hour shift	37.0	37.0	35.0	36.0	36.0	35.0	36.0
Radio calls transmitted	1,242,359	1,189,281	1,204,088	1,232,417	1,250,000	1,250,000	1,600,000
CLETS inquiries	96,264	92,987	94,613	96,100	97,000	97,000	115,000
Habitual violators impounded	5,981	5,600	5,700	5,800	5,900	6,000	6,200
Habitual violators immobilized	11,479	11,371	11,090	10,835	11,000	11,000	11,000
Peak hour tows and other tows	11,995	10,038	10,549	10,000	10,000	12,000	10,000
Parking citation hearings held	22,085	19,961	22,252	22,300	22,600	22,700	23,000
Boot/tow hearings	2,682	2,515	2,580	2,845	2,200	2,500	N/A
Post impound hearings	1,243	1,386	1,512	1,520	1,650	1,650	1,650
Citations contested	241,540	228,768	264,585	260,000	260,000	265,000	200,000
Number of preferential parking districts (PPDs) in operation	62	62	81	89	88	98	108
Requests for new PPDs	8	10	15	17	16	24	32
Requests for expansion of PPDs processed	5	2	1	3	5	7	8
Preferential parking permits issued	183,897	206,506	175,308	193,308	195,261	205,000	220,000
Special events (Intersection control)	2,285	1,212	1,444	1,440	1,440	1,600	1,700
Crossing guard assignments	393	403	511	518	525	550	575
Number of hours of intersection control	16,770	60,023	32,242	33,600	33,600	50,000	43,000
Abandoned vehicles abated	96,304	117,512	135,491	125,000	125,000	135,000	132,000
Abandoned vehicles impounded	10,055	14,276	11,719	12,000	12,000	15,000	11,000
Telephone calls received	274,519	272,873	277,268	283,000	288,000	300,000	325,000
Review & Investigations completed in R&C division	-	3,632	3,016	2,500	2,000	2,500	36,000
Phone inquiries to Ombudspersons	3,152	3,632	2,834	2,000	1,500	1,700	1,700
Administrative Reviews	2,471	2,022	-	-	-	-	-
Special events (Traffic Action Team)	2,285	2,284	444	450	247	250	250
Parking Compliance - percent uncontested citations	-	-	-	90%	92%	92%	95%
Parking Compliance - percent calls for service responded to timely	-	-	-	73%	95%	95%	90%
Traffic Control - percent requests for service responded to within 15 minutes	-	-	-	76%	84%	90%	90%

INDICATORS OF WORKLOAD (Continued)

	ACTUAL 2000-01	ACTUAL 2001-02	ACTUAL 2002-03	ACTUAL 2003-04	ACTUAL 2004-05	EST. 2005-06	EST. 2006-07
TRANSIT OPERATIONS							
Fixed transit routes in service	62	64	55	56	57	57	57
Fixed transit route service hours	630,963	570,000	594,629	642,870	697,803	701,354	713,750
Fixed transit route passenger trips	24,146,629	23,200,000	24,997,011	29,175,688	30,711,799	31,018,917	31,329,105
Fixed transit routes contracts administered (1)	14	14	10	10	8	8	8
Total transit vehicle service hours	840,120	780,000	697,408	735,870	785,234	814,263	833,162
Total transit vehicle passenger trips	25,429,889	24,438,948	25,154,903	29,368,124	30,851,486	31,161,737	31,475,125
Total personal services contracts administered	76	78	33	40	40	40	40
DASH - percent scheduled trips operated on time	-	-	-	91%	92%	92%	92%
DASH - percent base year per trip cost over actual per trip cost	-	-	-	109%	106%	108%	108%
Cityride - percent base year per trip cost over actual per trip cost	-	-	-	111%	112%	112%	112%
GENERAL ADMINISTRATION AND SUPPORT							
Accounts receivable invoices prepared	2,678	3,266	3,390	3,561	2,375	2,446	2,471
Accounts payable invoices audited and paid	16,449	12,952	13,859	14,065	12,169	12,534	12,689
Cashier transactions	18,985	19,156	17,926	18,060	13,150	13,545	13,680
Motion picture permits processed	3,454	3,369	2,997	3,446	3,980	4,099	4,140
B-permits processed	432	587	795	805	765	788	796
Returned checks processed	6,243	6,341	6,418	6,473	315	324	328
Bail refund claims processed	27,392	29,863	31,174	32,732	32,894	33,881	34,220
Time sheets processed	162,469	175,746	179,156	180,000	172,000	177,160	178,932
Formal audit reports prepared	10	18	13	28	18	19	19
Informal audit reports prepared	51	32	41	43	32	33	33
External audits complied with	22	24	28	30	29	30	30
Disciplinary actions analyzed and processed	26	30	31	40	13	40	40
Selection documents processed	110	75	155	120	194	200	150
Personnel documents processed	3,008	4,500	4,743	2,500	2,431	2,500	2,500
Advocacy Cases	2	2	4	8	3	10	10
Transit scrip/waybills processed	710,000	753,419	868,993	870,000	757,000	779,710	787,507
Financial reports (acct/mgmt) prepared	702	714	1,705	1,761	2,723	2,805	2,833
Direct purchases	4,036	4,163	4,251	4,000	2,930	4,000	4,000
Traffic Records Unit inquiry log requests	-	772	852	840	527	700	750
Subponenas received	-	59	120	75	56	65	65
Documents provided for subponenas/requests	-	3,324	3,628	4,000	1,053	1,400	1,700
Appropriations, transfers and encumbrances processed (2)	-	-	1,558	1,620	N/A	N/A	N/A
CONDITION OF WARNING SIGNS							
% New Sign	-	-	-	N/A	10%	10%	N/A
% Faded Sign, but Legible	-	-	-	N/A	10%	10%	N/A
% Faded Sign, and Not Legible	-	-	-	N/A	25%	25%	N/A
% Illegible Sign due to Graffiti	-	-	-	N/A	8%	8%	N/A
% Sign Missing or Post Down	-	-	-	N/A	47%	47%	N/A

Notes:

(1) Contracts "bundled" to reduce the number of contracts; service is not included.

(2) New indicator of workload in 2004-05

TREASURER

2006-07 Proposed Budget

FUNDING

	2005-06 Estimated	2005-06 Budget	2006-07 PROPOSED Amount	%Change
Salaries	$ 2,550,000	$ 2,551,273	**$ 2,684,432**	5.2%
Expense	2,195,000	2,194,034	**2,284,300**	4.1%
Equipment	--	--	**--**	-- %
Special	--	--	**--**	-- %
TOTAL	**$ 4,745,000**	**$ 4,745,307**	**$ 4,968,732**	4.7%

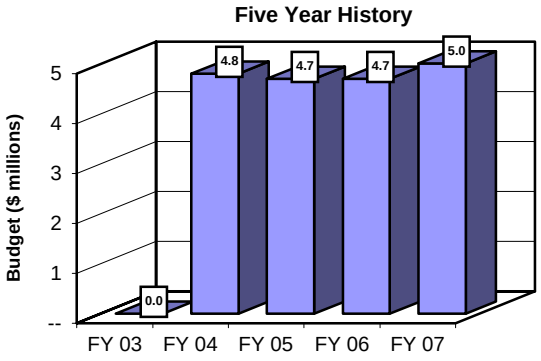

STAFFING

	June 30, 2006 Projected Staffing	2005-06 Adopted Budget	2006-07 PROPOSED Authorized Staffing	%Change
Regular	38	38	**38**	-- %
Resolution	--	--	1	

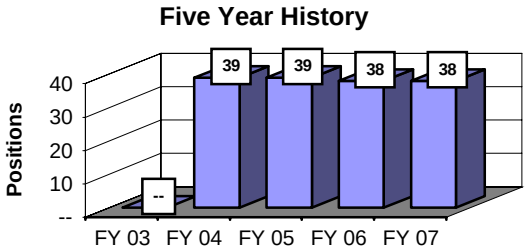

BUDGET HIGHLIGHTS

	Direct Cost	Positions
◆ On-line Service of TradeWeb	$ 16,800	--
◆ Systems Support for Treasury Workstation (One resolution authority)	51,140	--
◆ Miscellaneous Adjustments in Expense Accounts	73,466	--

Recapitulation of Changes

	Adopted Budget 2005-06	Total Budget Changes	Budget Appropriation 2006-07
EXPENDITURES AND APPROPRIATIONS			
Salaries			
Salaries General	2,545,460	133,159	2,678,619
Overtime General	5,813	-	5,813
Total Salaries	2,551,273	133,159	2,684,432
Expense			
Printing and Binding	6,413	-	6,413
Contractual Services	402,836	65,266	468,102
Transportation	6,000	-	6,000
Bank Service Fees	1,716,554	-	1,716,554
Office and Administrative	56,217	25,000	81,217
Operating Supplies	6,014	-	6,014
Total Expense	2,194,034	90,266	2,284,300
Total Treasurer	4,745,307	223,425	4,968,732
SOURCES OF FUNDS			
General Fund	4,257,810	214,792	4,472,602
Sewer Capital (Sch. 14)	487,497	8,633	496,130
Total Funds	4,745,307	223,425	4,968,732
Percentage Change			4.71%
Positions	38	-	38

Treasury Financial Administration

This program provides for the custody and disbursement of funds and securities belonging to the City and its affiliated entities, and the investment of those funds not immediately required to pay current obligations.

Program Changes	Direct Cost	Positions	Total Cost
Changes in Salaries, Expense, Equipment and Special			
Obligatory Changes			
1 . **2006-07 Employee Compensation Adjustment** Related costs consist of employee benefits. *SG $80,485* Related Costs: $20,411	80,485	-	100,896
2 . **Salary Step Plan and Turnover Effect** Related costs consist of employee benefits. *SG $11,640* Related Costs: $2,952	11,640	-	14,592
3 . **Change in Number of Working Days** One more working day. Related costs consist of employee benefits. *SG $(10,106)* Related Costs: $(2,563)	(10,106)	-	(12,669)
Continuation of Services			
4 . **On-line Service of TradeWeb** Add funding for the Department to purchase two TradeWeb subscriptions. The TradeWeb service will improve investment practices by providing better price transparency, market liquidity and speed and efficiency in trade execution. It consolidates the processes of soliciting trade quotes and executing trades onto one system platform. *EX $16,800*	16,800	-	16,800
5 . **Systems Support for Treasury Workstation** Add nine months funding and one resolution authority position to support the Treasury Workstation (TWS) and other critical systems in the Treasurer's Office. The primary responsibilities of this positon are TWS implementation, current systems enhancements and department website creation. It is anticipated these tasks will be accomplished in two to three years. The staffing needs will be addressed when the Treasury Workstation is implemented. Related costs consist of employee benefits. *SG $51,140* Related Costs: $18,711	51,140	-	69,851

Program Changes	Direct Cost	Positions	Total Cost
Changes in Salaries, Expense, Equipment and Special			
Other Changes or Adjustments			
6 . **Miscellaneous Adjustments in Expense Accounts** Add funding ($48,466) in the contractual services account for on-line financial information system lease due to subscription price increases. Funding ($25,000) is also added to provide staff training and continuing education in the area of investment accounts, cashiering, fraud and risk management, debt management, banking and finance and other related services. *EX $73,466*	73,466	-	73,466
TOTAL TREASURY FINANCIAL ADMINISTRATION	223,425	-	

2005-06 Program Budget	4,745,307	38
Changes in Salaries, Expense, Equipment and Special	223,425	-
2006-07 PROGRAM BUDGET	4,968,732	38

INDICATORS OF WORKLOAD

	ACTUAL 2000-01	ACTUAL 2001-02	ACTUAL 2002-03	ACTUAL 2003-04	ACTUAL 2004-05	EST. 2005-06	EST. 2006-07
TREASURY							
Average percentage of available cash funds invested	96.24%	93.83%	89.49%	89.49%	94.50%	95.00%	95.00%
Number of investment purchases	1,070	582	610	441	892	972	620
Number of investment sales	216	125	32	32	32	41	42
Proceeds from securities lending	$ 1,098,274	$ 749,900	$ 684,054	$ 765,000	$ 1,160,093	$ 1,000,000	$ 1,100,000
Annual turnover of core portfolio	*	*	3X	10X	19X	16X	17X
Number of individual portfolios managed	*	*	13	16	18	22	22
Porfolio performance relative to core benchmark (rate of return)	*	*	105%	113%	100%	100%	100%
Porfolio performance relative to reserve benchmark (rate of return)	*	*	100%	118%	100%	100%	100%
Market-average value of general pool managed annually (billions)	$ 3.1	$ 3.4	$ 3.4	$ 3.4	$ 4.8	$ 4.6	$ 4.7
Interest earned by the General Fund (millions)	$ 30.0	$ 27.5	$ 26.0	$ 25.0	$ 27.0	$ 31.2	$ 34.2
Interest earned by all funds (millions)	$ 240.0	$ 212.0	$ 183.0	$ 113.0	$ 177.0	$ 192.1	$ 206.6
Annual earned income yield	6.30%	5.31%	4.43%	3.11%	3.22%	3.79%	4.10%
New Street Bonds	18	168	139	33	51	14	50
Number of cash receipts processed	12,720	14,600	16,075	16,234	17,118	16,500	17,000
Number of registered bonds and coupons audited and paid	2,100,629	2,400,000	2,262,614	2,000,000	4,713,287	3,200,000	3,200,000
Number of bearer bonds and coupons audited and paid	21,556	16,000	15,036	10,000	453	200	200
Number of new bond issues	6	4	8	5	3	3	3
Number of bank deposits processed	102,606	111,090	135,173	133,237	156,589	160,000	160,000
Number of outgoing fed wires and ACH transfers	3,113	3,405	3,466	3,739	2,616	3,000	3,000
Number of bad checks received	9,900	9,216	9,481	8,827	8,149	7,250	7,250
Total incoming cash flow (billions)	*	$ 23.0	$ 24.0	$ 24.0	$ 26.3	$ 26.9	$ 27.5
Total outgoing cash flow (billions)	*	$ 23.0	$ 23.0	$ 23.0	$ 26.2	$ 26.8	$ 27.3

*Data is not available

ZOO DEPARTMENT

2006-07 Proposed Budget

FUNDING

	2005-06 Estimated	2005-06 Budget	2006-07 PROPOSED Amount	%Change
Salaries	$ 14,932,000	$ 14,465,897	**$ 15,020,507**	3.8%
Expense	3,465,000	3,179,269	**3,629,169**	14.2%
Equipment	21,000	57,500	**462,600**	704.5%
Special	207,000	207,000	**207,000**	-- %
TOTAL	**$ 18,625,000**	**$ 17,909,666**	**$ 19,319,276**	7.9%

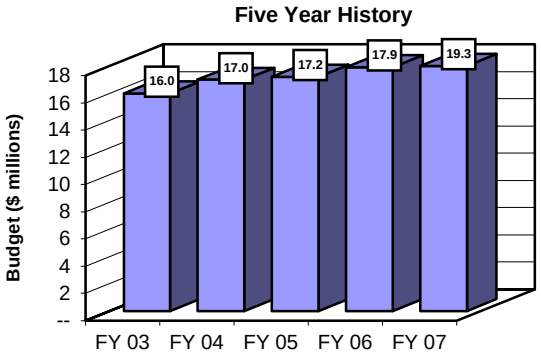

STAFFING

	June 30, 2006 Projected Staffing	2005-06 Adopted Budget	2006-07 PROPOSED Authorized Staffing	%Change
Regular	229	256	**263 ***	2.7%
Resolution	2	3	--	

*Five Commissioner positions are moved from the total regular authority count t
a separate category. See Zoo Item 18.

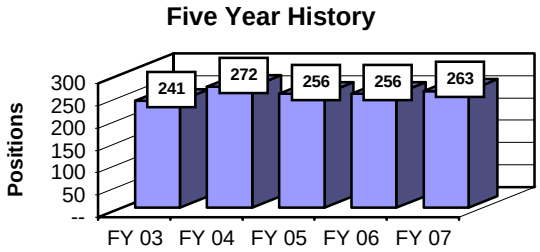

BUDGET HIGHLIGHTS

	Direct Cost	Positions
◆ Special Event Outreach	$ 118,536	2
◆ Accreditation Improvements	190,000	--
◆ Animal Health and Welfare	223,652	3
◆ Advertising Services	200,000	--
◆ Customer Service and Operations Improvements	106,216	6
◆ Facility Maintenance	791	1
◆ Sea Lion Support Technical Services	295,000	--

Recapitulation of Changes

	Adopted Budget 2005-06	Total Budget Changes	Budget Appropriation 2006-07
EXPENDITURES AND APPROPRIATIONS			
Salaries			
Salaries General	12,890,577	651,931	13,542,508
Salaries As-Needed	1,496,355	(45,320)	1,451,035
Overtime General	26,964	-	26,964
Hiring Hall Salaries	40,001	(40,001)	-
Benefits Hiring Hall	12,000	(12,000)	-
Total Salaries	14,465,897	554,610	15,020,507
Expense			
Printing and Binding	78,110	-	78,110
Contractual Services	1,182,800	240,000	1,422,800
Field Equipment Expense	32,541	-	32,541
Maintenance Materials,Supplies & Services	603,322	174,900	778,222
Uniforms	17,877	-	17,877
Veterinary Supplies & Expense	245,128	50,000	295,128
Animal Food/Feed and Grain	755,438	-	755,438
Office and Administrative	127,839	(15,000)	112,839
Operating Supplies	136,214	-	136,214
Total Expense	3,179,269	449,900	3,629,169
Equipment			
Furniture, Office and Technical Equipment	36,000	426,600	462,600
Other Operating Equipment	21,500	(21,500)	-
Total Equipment	57,500	405,100	462,600
Special			
Animal Purchases and Sales	207,000	-	207,000
Total Special	207,000	-	207,000
Total Zoo	17,909,666	1,409,610	19,319,276

Recapitulation of Changes

	Adopted Budget 2005-06	Total Budget Changes	Budget Appropriation 2006-07
SOURCES OF FUNDS			
Zoo Enterprise Trust Fund (Sch. 44)	17,909,666	1,409,610	19,319,276
Total Funds	17,909,666	1,409,610	19,319,276
Percentage Change			7.87%
Positions	256	7	263

Zoo Program

This program provides for the operation and maintenance of the Zoo including: curatorial services, animal exhibit and health services, public information and education services, facility maintenance, capital improvement administration and business operations.

Program Changes	Direct Cost	Positions	Total Cost
Changes in Salaries, Expense, Equipment and Special			
Obligatory Changes			
1 . **2006-07 Employee Compensation Adjustment** Related costs consist of employee benefits. *SG $400,031* Related Costs: $101,448	400,031	-	501,479
2 . **Salary Step Plan and Turnover Effect** Related costs consist of employee benefits. *SG $(15,275)* Related Costs: $(3,874)	(15,275)	-	(19,149)
3 . **Change in Number of Working Days** One less working day. Related costs consist of employee benefits. *SG $(50,228)* Related Costs: $(12,738)	(50,228)	-	(62,966)
Deletion of One-Time Services			
4 . **Deletion of Funding for Resolution Authorities** Delete funding for three resolution authority positions in educational and public relations programming. Due to the City's current financial constraints, only critical positions will be continued. Related costs consist of employee benefits. Continued: Special Event Outreach (Two positions) - See Item 7. *SG $(162,813)* Related Costs: $(64,272)	(162,813)	-	(227,085)
5 . **Deletion of One-Time Expense Funding** One-time funding for 2005-06 expense items is deleted. *EX $(95,100)*	(95,100)	-	(95,100)
6 . **Deletion of 2005-06 Equipment** One-time funding for 2005-06 equipment is deleted. *EQ $(57,500)*	(57,500)	-	(57,500)

Program Changes	Direct Cost	Positions	Total Cost
Changes in Salaries, Expense, Equipment and Special			
Continuation of Services			
7 . **Special Event Outreach** Continue funding and add regular position authority for two positions that have been on resolution authority for the past three years. The two positions work in the Public Relations and Marketing Division and are responsible for the development and coordination of special events at the Zoo. *SG $118,536* Related Costs: $45,372	118,536	2	163,908
Increased Services			
8 . **Accreditation Improvements** Add funds totaling $190,000 to make improvements in anticipation of the Zoo's 2006 American Zoological Association (AZA) Accreditation review. The funds will be used to construct and maintain guardrails/barriers in areas where the visiting public could have contact with animals; repair visitor walkways and stairs; improve 'line of sight' for children at four exhibits; replace 50 of 140 trash cans; and upgrade the Zoo's signage for visitors. *EX $190,000*	190,000	-	190,000
9 . **Animal Health and Welfare** Add three position authorities and resources to improve animal care at the Zoo. Two Veterinary Technician positions and an Animal Keeper are added. The two Veterinary Techicians are added to improve animal care as discussed in a recent review of the elephant exhibit at the Zoo. The Animal Keeper position is added to coordinate a student veterinary internship program. The cost of the Animal Keeper position is anticipated to be reimbursed by Western University. Funds of $6,300 are provided for radio equipment for each new position. Based on expenditures during the past 12 months, a $50,000 increase for veterinary supplies will provide an adequate level of funding for this account. *SG $167,352; EX $50,000; EQ $6,300* Related Costs: $65,412	223,652	3	289,064
10 . **Advertising Services** Add funds totaling $200,000 to increase advertising services for targeted media programs. Increased promotion of Zoo visitor experience is necessary to mitigate the impact of construction related activies at the Zoo. *EX $200,000*	200,000	-	200,000

Program Changes	Direct Cost	Positions	Total Cost
Changes in Salaries, Expense, Equipment and Special			
Increased Services			
11 . **Customer Service and Operation Improvements** Add funding for one Principal Park Services Attendant position and five Park Services Attendant I positions to improve admissions processing at the Zoo. The positions will reduce check-in time for school groups, provide informative talks about the Zoo during check-in and reduce the wait time to receive tickets during peak times. *SG $151,536; SAN $(45,320)* Related Costs: $84,348	106,216	6	190,564
12 . **Alterations and Improvements** Provide funding for public restroom renovations in the amount of $175,000 to be funded by the Zoo Enterprise Trust Fund. This funding is provided in the General Services Department budget (see General Services Item 26).	-	-	-
13 . **Telephone Infrastructure** Provide funding for repairs and upgrades to the telephone infrastructure at the Zoo in the amount of $154,331 from the Zoo Enterprise Trust Fund. This funding is provided in the Information Technology Agency budget (see Information Technology Agency Item 48).	-	-	-
Efficiencies to Services			
14 . **Facility Maintenance** Add position authority for one Maintenance and Construction Helper to perform necessary physical and manual labor in the custodial services and construction functions. The funding for this position will be largely offset by reducing the department's hiring hall accounts. Contract funding is also provided for tree risk assessment services. This assessment will identify potential hazardous tree conditions that can be addressed by the maintenance division. *SG $42,792; SHH $(40,001); SHHFB $(12,000); EX $10,000* Related Costs: $18,504	791	1	19,295
New Facilities			
15 . **Sea Lion Life Support Technical Services** Add expense funds to provide for expert services and specialized chemical, testing and maintenance supplies to maintain the Life Support system for the 160,000 gallon multi-level salt water sea lion exhibit that opened in June 2005. Equipment funds are also provided for a dedicated emergency generator for this exhibit. *EX $95,000; EQ $200,000*	295,000	-	295,000

Program Changes	Direct Cost	Positions	Total Cost
Changes in Salaries, Expense, Equipment and Special			
New Facilities			
16 . **Customer Service Equipment** Add funds to purchase a public address/sound system for use in the front entry plaza at the Los Angeles Zoo to enhance Zoo visitor experience. *EQ $45,200*	45,200	-	45,200
Other Changes or Adjustments			
17 . **Maintenance and Security Equipment** Add funds of $110,100 to replace 10 personnel carts that are seven years or older. These carts are used to access all areas of the 113 acre zoo to provide animal care and grounds maintenance. Funds of $33,100 are also provided to replace a dumpster cart and a heavy duty utility cart. The dumpster cart will supplement the current cart and allow custodial staff to increase the frequency of trash pick-up. The heavy duty utility cart will replace a cart that is beyond repair. To address safety and security, funds of $50,000 are provided to purchase one back up generator for the Zoo and funds of $18,000 are provided to purchase a ditigal photo identification badge system for use by all Zoo employees, as-needed staff and volunteers. *EQ $211,100*	211,100	-	211,100
18 . **Creation of Commissioner Positions Category** Beginning in 2006-07, a new position category will be created for all part-time commissioners that is separate from the department's regular position authorities. This action will reduce the department's total regular count by the corresponding number of commissioners placed into the new category.	-	(5)	-
TOTAL ZOO PROGRAM	1,409,610	7	

2005-06 Program Budget	17,909,666	256
Changes in Salaries, Expense, Equipment and Special	1,409,610	7
2006-07 PROGRAM BUDGET	19,319,276	263

INDICATORS OF WORKLOAD

	ACTUAL 2000-01	ACTUAL 2001-02	ACTUAL 2002-03	ACTUAL 2003-04	ACTUAL 2004-05	EST. 2005-06	EST. 2006-07
EDUCATIONAL EXHIBITS							
Zoo:							
Attendance	1,537,253	1,517,366	1,516,067	1,389,639	1,396,538	1,400,000	1,500,000
Paid Attendance	1,046,986	1,055,581	980,755	906,302	847,135	924,000	990,000
Total Revenue	6,203,483	6,639,422	6,437,285	6,512,837	7,131,946	7,175,000	7,775,800
Staffing	231	236	241	272	256	256	268

SECTION 2

2006-07

Other Program Costs

CITY OF LOS ANGELES

LIBRARY DEPARTMENT

2006-07 Proposed Budget

FUNDING

	2005-06 Estimated	2005-06 Budget	2006-07 PROPOSED Amount	%Change
Salaries	$ 55,152,000	$ 55,187,512	**$ 56,926,909**	3.2%
Expense	3,861,000	3,826,158	**4,162,143**	8.8%
Equipment	840,000	839,519	**80,240**	(90.4)%
Special	10,829,000	10,830,111	**11,430,111**	5.5%
TOTAL	**$ 70,682,000**	**$ 70,683,300**	**$ 72,599,403**	2.7%

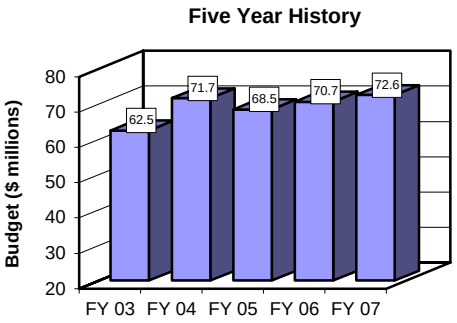

STAFFING

	June 30, 2006 Projected Staffing	2005-06 Adopted Budget	2006-07 PROPOSED Authorized Staffing	%Change
Regular	1,120	1,141	**1,129 ***	(1.1)%
Resolution	2	2	60	

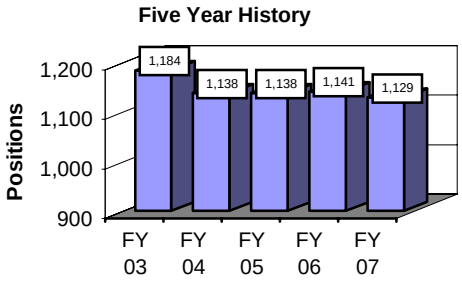

*Five Commissioner positions are moved from the total regular authority count to a separate category. See Library Item 19.

BUDGET HIGHLIGHTS

	Direct Cost	Positions
◆ Technology Infrastructure Support (Five resolution authorities)	$ 20,952	(7)
◆ Branch Equipment	409,225	--
◆ Library Books and Materials	3,000,000	--
◆ Expanded Service Hours (53 resolution authorities)	815,728	--

Recapitulation of Changes

	Adopted Budget 2005-06	Total Budget Changes	Budget Appropriation 2006-07
EXPENDITURES AND APPROPRIATIONS			
Salaries			
Salaries General	54,595,381	1,739,397	56,334,778
Salaries As-Needed	556,708	-	556,708
Overtime General	35,423	-	35,423
Total Salaries	55,187,512	1,739,397	56,926,909
Expense			
Office Equipment	30,462	-	30,462
Printing and Binding	124,650	55,000	179,650
Contractual Services	3,031,000	(55,000)	2,976,000
Transportation	70,463	7,000	77,463
Library Book Repair	77,796	-	77,796
Uniforms	6,829	-	6,829
Office and Administrative	327,504	328,985	656,489
Operating Supplies	157,454	-	157,454
Total Expense	3,826,158	335,985	4,162,143
Equipment			
Furniture, Office and Technical Equipment	839,519	(759,279)	80,240
Total Equipment	839,519	(759,279)	80,240
Special			
Library Materials	10,829,111	600,000	11,429,111
Unallocated Balance	1,000	-	1,000
Total Special	10,830,111	600,000	11,430,111
Subtotal	70,683,300	1,916,103	72,599,403
Total Library	70,683,300	1,916,103	72,599,403
SOURCES OF FUNDS			
Library Other Revenue	70,683,300	1,916,103	72,599,403
Total Funds	70,683,300	1,916,103	72,599,403
Percentage Change			2.71%
Positions	1,141	(12)	1,129

Public Library Services

This program is responsible for the selection, purchasing, cataloging and circulation of library materials. It also provides services to the public at 72 libraries throughout the City.

Program Changes	Direct Cost	Positions	Total Cost
Changes in Salaries, Expense, Equipment and Special			
Obligatory Changes			
1 . **2006-07 Employee Compensation Adjustment** Related costs consist of employee benefits. *SG $1,699,952* Related Costs: $431,108	1,699,952	-	2,131,060
2 . **Salary Step Plan and Turnover Effect** Related costs consist of employee benefits. *SG $(588,706)* Related Costs: $(142,296)	(588,706)	-	(731,002)
3 . **Change in Number of Working Days** One less working day. Related costs consist of employee benefits. *SG $(213,447)* Related Costs: $(53,130)	(213,447)	-	(266,577)
4 . **Full Funding for Partially Financed Positions** Related costs consist of employee benefits. *SG $115,078* Related Costs: $29,184	115,078	-	144,262
Deletion of One-Time Services			
5 . **Deletion of Funding for Resolution Authorities** Delete funding for two resolution authority positions. Due to the City's current financial constraints, only critical positions will be continued. Related costs consist of employee benefits. Continued: Systems Staffing (Two positions) - See Item 8. *SG $(110,160)* Related Costs: $(33,696)	(110,160)	-	(143,856)
6 . **Deletion of One-Time Expense Funding** One-time funding for 2005-06 expense items is deleted. *SP $(2,400,000)*	(2,400,000)	-	(2,400,000)
7 . **Deletion of 2005-06 Equipment** One-time funding for 2005-06 equipment purchases is deleted. *EQ $(839,519)*	(839,519)	-	(839,519)

Program Changes	Direct Cost	Positions	Total Cost
Changes in Salaries, Expense, Equipment and Special			
Continuation of Services			
8 . **Systems Staffing** Continue resolution position authority for two Systems Analyst II positions. One analyst will provide comprehensive server support and perform system upgrades and the other will oversee network security for the Library information technology infrastructure at the Central Library. The direct cost of these positions ($143,736) will be absorbed by the Department.	-	-	-
9 . **Transportation Increase** Increase funding to the Transportation expense account to reflect the increase of $0.04 in the mileage reimbursement rate from $0.405 to $0.445, as adjusted by the Internal Revenue Service, effective January 1, 2006. Per Administrative Code and various Memoranda of Understanding, employees required to use their personal vehicles for City business are entitled to mileage reimbursement. *EX $7,000*	7,000	-	7,000
Increased Services			
10 . **Technology Infrastructure Support** Add resolution position authority for two Systems Analyst II positions, two Systems Aides and one Programmer Analyst II to support the Department's technology infrastructure for branch operations. The Systems Analysts will supervise the branch technicians who service more than 2,400 patron branch computers and maintain and upgrade the Library information system of 80 routers, 250 switches and a wireless network. The Systems Aides will repair and troubleshoot computer hardware and software problems for the Central Library and the 71 branch libraries. The Programmer II will design, develop and maintain applications for the Department website, network and database. Funding for the five ($242,448) positions will be offset by the deletion of seven vacant clerical positions ($221,496). Related costs consist of employee benefits. *SG $20,952* Related Costs: $(9,996)	20,952	(7)	10,956
11 . **Branch Equipment** Add funding for the purchase of 215 new library patron-use computers ($276,275), 31 new patron-use shared printers ($52,710), 10 servers ($52,750) and one router ($27,500), to replace patron services computer related equipment that is more than five years old. *EX $328,985; EQ $80,240*	409,225	-	409,225

Program Changes	Direct Cost	Positions	Total Cost
Changes in Salaries, Expense, Equipment and Special			
Increased Services			
12 . **Library Books and Materials** Add one-time funding to purchase new library books and materials in order to meet the needs of the public and improve service to neighborhoods. *SP $3,000,000*	3,000,000	-	3,000,000
13 . **Library Network Enhancements** Add funding to enhance Library network functionality by expanding network bandwidth and installing T-1 lines at the following 10 community branches where network traffic has reached maximum bandwidth capacity: Arroyo Seco; Baldwin Hills; Benjamin Franklin; Canoga Park; Mar Vista, Mark Twain; Mid-Valley; North Hollywood; Washington Irving; and, West Valley. The enhancements will ensure the Library network maintains efficient traffic flow and speed to access web-based resources. Funding in the amount of $269,952 for the Library network enhancements is included in the Information Technology Agency budget. (See Information Technology Agency Item 48.)	-	-	-
14 . **Expanded Service Hours** Add four months funding and resolution position authority for 16 Librarian II positions, 27 Clerk Typist positions, seven Messenger Clerk positions, and three Systems Aide positions to support expanded service hours at 24 community branch libraries. The 24 branches are currently open six days and 40 hours per week. The additional staff will allow the 24 branches to provide service to the public an additional 12 hours each week. This expansion of service will also result in all community branch libraries operating on a 52 hours/six days per week schedule. Related costs consist of employee benefits. *SG $815,728* Related Costs: $342,120	815,728	-	1,157,848
New Facilities			
15 . **Exposition Park and Silver Lake Libraries** General Fund monies will be appropriated within the Capital Improvement Expenditure Program (CIEP) to complete construction of the Exposition Park and Silver Lake branch libraries. Silver Lake requires about $3.57 million to complete construction. Exposition Park requires about $4.895 million to complete construction, of which $1.36 million is an amount equivalent to the anticipated proceeds from the sale of surplus library properties, consistent with the action of the Board of Library Commissioners. (See CIEP Municipal Facilities, General Fund)	-	-	-

Program Changes	Direct Cost	Positions	Total Cost
Changes in Salaries, Expense, Equipment and Special			
Other Changes or Adjustments			
16 . **Miscellaneous Adjustments in Expense Accounts** Transfer $55,000 from the Contractual Services account to the Printing and Binding account. Printing and Binding services are now provided by the Department of General Services. This transfer places funding within the appropriate expense account. The reduction to Contractual Services will not impact existing service levels.	-	-	-
17 . **Departmental Operations** Library Department operations are funded by a combination of departmental revenue, General Fund appropriations, and an allocation of annual real property tax receipts pursuant to Charter Section 531. The General Fund appropriation needed to maintain department operations at the current level for 2006-07 is approximately $4.3 million.	-	-	-
18 . **Facility-Use Film Permit Fees** Decrease the estimate for Film Permit revenue from $67,000 to $0. Film permit fees for department facilities will be waived in 2006-07. A combination of other General Fund or special fund revenues will be used to fund existing services.	-	-	-
19 . **Creation of Commissioner Positions Category** Beginning in 2006-07, a new position category will be created for all part-time commissioners that is separate from the department's regular position authorities. This action will reduce the department's total regular count by the corresponding number of commissioners placed into the new category.	-	(5)	-
TOTAL PUBLIC LIBRARY SERVICES	1,916,103	(12)	

2005-06 Program Budget	70,683,300	1,141
Changes in Salaries, Expense, Equipment and Special	1,916,103	(12)
2006-07 PROGRAM BUDGET	72,599,403	1,129

INDICATORS OF WORKLOAD

	ACTUAL 2000-01	ACTUAL 2001-02	ACTUAL 2002-03	ACTUAL 2003-04	ACTUAL 2004-05	EST 2005-06	EST 2006-07
PUBLIC LIBRARY SERVICES PROGRAM							
Libraries operated	68	61	63	69	72	72	72
Temporary libraries/express stations	2	6	1	1	-	-	-
Hours of service (hours/week):							
Central Library (open 60 hours/week)	1	1	1	1	1	1	1
Regional branches (open 60 hours/week)	8	8	8	8	8	8	8
Community branches (open 52 hours/week)	37	36	33	39	38	39	63
Community branches (open 40 hours/week)	20	10	20	20	24	24	-
Collection (volumes)	6,023,282	5,765,741	5,990,379	6,332,042	6,393,429	6,400,000	6,450,000
Items circulated	13,189,229	13,090,726	14,868,262	15,333,869	15,744,303	15,775,000	15,800,000
Questions Answered	9,992,027	7,193,475	9,175,525	9,856,120	9,862,520	9,870,000	9,875,000
Materials Ordered	319,056	529,298	320,515	328,493	312,200	320,000	330,000
Books cataloged	61,361	59,875	61,625	56,294	50,915	50,000	50,000
Bookmobiles operated	4	4	4	2	-	-	-
Bookmobile stops	77	57	62	57	-	-	-
Registered Borrowers	1,343,596	1,418,519	1,571,346	1,496,250	1,424,922	1,420,000	1,450,000
Number of people visiting library facilities	12,151,013	12,312,418	12,046,053	13,533,822	14,011,932	14,050,000	14,075,000
Classes visited by Librarians	14,527	13,594	12,605	11,589	11,390	12,000	12,100
Students visited by Librarians	413,782	350,103	306,432	437,670	423,210	420,000	423,000
Programs held in libraries	7,877	7,973	8,523	7,074	7,734	7,800	8,000
Library program attendees	307,316	344,492	366,489	304,182	332,562	335,400	344,000
Automated reserves placed	780,082	946,268	1,133,809	1,334,067	1,453,903	1,500,000	1,550,000
Number of hits on LAPL website	42,417,709	55,143,972	73,843,000	92,392,226	108,122,672	110,000,000	112,000,000
GENERAL ADMINISTRATION AND SUPPORT PROGRAM							
Number of books, packages, letters sorted by shipping staff	6,796,817	6,805,110	7,900,000	8,900,000	10,706,000	11,000,000	11,250,000
OTHER							
Number of Visitors	12,151,013	12,312,418	12,046,053	13,533,822	14,011,932	14,050,000	14,075,000
Items Checked Out	13,189,229	13,090,726	14,868,262	15,333,869	15,744,303	15,775,000	15,800,000
Questions Answered	9,992,027	7,193,475	9,175,525	9,856,120	9,862,520	9,870,000	9,875,000
Card Holders	1,343,596	1,418,519	1,571,346	1,496,250	1,424,922	1,420,000	1,450,000
Reservations	780,082	946,268	1,133,809	1,334,067	1,453,903	1,500,000	1,550,000
Website Hits	42,417,709	55,143,972	73,843,000	92,392,226	108,122,672	110,000,000	112,000,000
Annual/Monthly per capita spending	$2.59	$4.21	$2.52	$3.17	$2.58	$2.74	$2.89

DEPARTMENT OF RECREATION AND PARKS

2006-07 Proposed Budget

FUNDING

	2005-06 Estimated	2005-06 Budget	2006-07 PROPOSED Amount	%Change
Salaries	$ 132,072,000	$ 132,071,294	**$ 141,163,292**	6.9%
Expense	18,088,000	18,088,312	**19,153,806**	5.9%
Equipment	1,603,000	1,602,640	**479,404**	(70.1)%
Special	1,009,000	1,009,250	**1,000,000**	(0.9)%
TOTAL	**$ 152,772,000**	**$ 152,771,496**	**$ 161,796,502**	5.9%

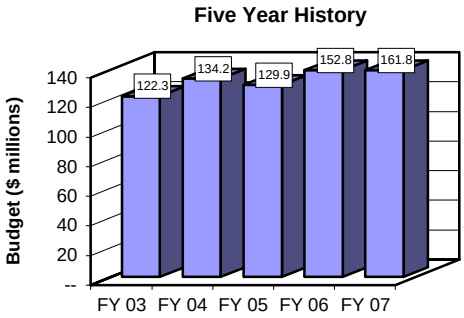

STAFFING

	June 30, 2006 Projected Staffing	2005-06 Adopted Budget	2006-07 PROPOSED Authorized Staffing	%Change
Regular	1,578	1,973	**2,034 ***	3.1%
Resolution	78	97	89	

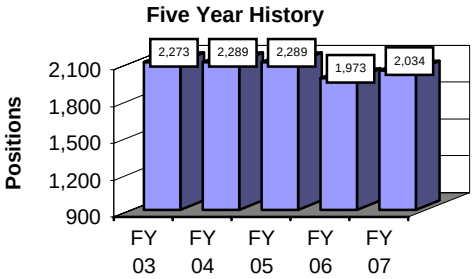

*Five Commissioner positions are moved from the total regular authority count to a separate category. See Recreation and Parks Item 30.

BUDGET HIGHLIGHTS

	Direct Cost	Positions
◆ Facility and Landscape Services	$ 2,777,434	52
◆ Facility Operations Reorganization	178,616	2
◆ Joint Use Facilities Operations and Maintenance	232,134	--
◆ New and Renovated Facilities (20 resolution authorities)	2,386,923	--
◆ Griffith Observatory Operations (33 resolution authorities)	1,953,858	--
◆ Griffith Observatory Visitor Access Program (Three resolution authorities)	2,172,596	--
◆ Youth Recreation and Nutrition Program	600,000	--
◆ Swim Free Program	470,000	--
◆ Landscape for Police and Other City Facilities	238,666	6
◆ Park Ranger Supplemental Deployment (21 resolution authorities)	1,122,160	--
◆ Planning and Development (Ten resolution authorities)	742,640	--

Recapitulation of Changes

	Adopted Budget 2005-06	Total Budget Changes	Budget Appropriation 2006-07
EXPENDITURES AND APPROPRIATIONS			
Salaries			
Salaries General	98,518,581	6,221,284	104,739,865
Salaries As-Needed	32,105,063	2,841,797	34,946,860
Overtime General	367,578	28,917	396,495
Hiring Hall Salaries	785,446	-	785,446
Benefits Hiring Hall	294,626	-	294,626
Total Salaries	132,071,294	9,091,998	141,163,292
Expense			
Printing and Binding	547,783	14,700	562,483
Contractual Services	5,611,565	665,345	6,276,910
Field Equipment Expense	135,310	500	135,810
Maintenance Materials,Supplies & Services	6,699,889	309,927	7,009,816
Transportation	96,419	6,480	102,899
Uniforms	138,885	52,500	191,385
Animal Food/Feed and Grain	17,985	-	17,985
Camp Food	303,464	8,333	311,797
Office and Administrative	1,039,454	75,967	1,115,421
Operating Supplies	3,394,554	(68,258)	3,326,296
Leasing	103,004	-	103,004
Total Expense	18,088,312	1,065,494	19,153,806
Equipment			
Furniture, Office and Technical Equipment	1,065,834	(704,860)	360,974
Other Operating Equipment	536,806	(418,376)	118,430
Total Equipment	1,602,640	(1,123,236)	479,404
Special			
Children's Play Equipment	1,009,250	(9,250)	1,000,000
Total Special	1,009,250	(9,250)	1,000,000
Total Recreation and Parks	152,771,496	9,025,006	161,796,502

Recapitulation of Changes

	Adopted Budget 2005-06	Total Budget Changes	Budget Appropriation 2006-07
SOURCES OF FUNDS			
Recreation & Parks Other Revenue	152,771,496	9,025,006	161,796,502
Total Funds	152,771,496	9,025,006	161,796,502
Percentage Change			5.91%
Positions	1,973	61	2,034

Changes Applicable to Various Programs

The following changes involve two or more budgetary programs. These changes are explained below and apportioned as single entries in the affected programs. Single-program changes are shown only in the programs involved.

Program Changes	Direct Cost	Positions	Total Cost
Changes in Salaries, Expense, Equipment and Special			
Obligatory Changes			
1 . **2006-07 Employee Compensation Adjustment** Related costs consist of employee benefits. *SG $2,974,077* Related Costs: $754,226	2,974,077	-	3,728,303
2 . **Salary Step Plan and Turnover Effect** Related costs consist of employee benefits. *SG $(946,827)* Related Costs: $(240,115)	(946,827)	-	(1,186,942)
3 . **Change in Number of Working Days** One less working day. Related costs consist of employee benefits. *SG $(373,426)* Related Costs: $(94,701)	(373,426)	-	(468,127)
Deletion of One-Time Services			
4 . **Deletion of Funding for Resolution Authorities** Delete funding for 97 resolution authority positions. Due to the City's current financial constraints, only critical positions will be continued. Related costs consist of employee benefits. Continued: Facility and Landscape Services (52 positions) - See Item 7. Facility Operations Reorganization (Two positions) - See Item 8. Griffith Observatory Operations (33 positions) - See Item 13. Cabrillo Marine Aquarium (Four positions) - See Item 14. Landscape for Police and Other City Facilities (Six positions) - See Item 22. *SG $(3,075,625)* Related Costs: $(779,979)	(3,075,625)	-	(3,855,604)
5 . **Deletion of One-Time Expense Funding** One-time funding for 2005-06 expenditures is deleted. *SAN $(600,000); SP $(9,250); EX $(604,130)*	(1,213,380)	-	(1,213,380)
6 . **Deletion of 2005-06 Equipment** One-time funding for 2005-06 equipment purchases is deleted. *EQ $(1,602,640)*	(1,602,640)	-	(1,602,640)
Continuation of Services			
7 . **Facility and Landscape Services** Continue funding and authorize 52 regular authority positions for the operation and maintenance of Department facilities that opened or were renovated in 2005-06. Related costs consist of employee benefits. *SG $2,355,294; SAN $241,152; EX $180,988* Related Costs: $1,023,480	2,777,434	52	3,800,914

Program Changes	Direct Cost	Positions	Total Cost
Changes in Salaries, Expense, Equipment and Special			
Continuation of Services			
8 . **Facility Operations Reorganization** Continue funding and add regular position authority for two positions that have been on resolution authority for one year for facility operations reorganization. One Superintendent of Recreation and Parks Operation and one Secretary are added to support the addition of new facilities and expansion of existing facilities. Related costs consist of employee benefits. *SG $178,616* Related Costs: $62,736	178,616	2	241,352
Increased Services			
9 . **Joint Use Facilities Operations and Maintenance** Add funding for the operation and maintenance of joint use facilities at Franklin, Lincoln and Salesian High Schools. The City has entered into joint use agreements with the Los Angeles Unified School District for the use of these facilities. *SAN $151,134; EX $81,000*	232,134	-	232,134
New Facilities			
10 . **New and Renovated Facilities** Add funding and 20 resolution authority positions for the operation and maintenance of various new and renovated Department facilities and outdoor improvements. Additional funding in the amount of $1,078,700 is provided through MICLA to purchase various capital equipment items. Related costs consist of employee benefits. *SG $798,353; SOT $3,917; SAN $743,808; EX $648,501; EQ $192,344* Related Costs: $345,170	2,386,923	-	2,732,093
Other Changes or Adjustments			
11 . **Miscellaneous Position Changes** Adjust position authorities in various divisions to properly align position classifications to the actual duties performed and to meet Memorandum of Understanding provisions. The specific changes are illustrated in the Detail of Positions and Salaries/Explanation of Recommended Changes in Personnel.	-	-	-
TOTAL CHANGES APPLICABLE TO VARIOUS PROGRAMS	1,337,286	54	

Educational Exhibits

This program provides astronomical, scientific and historical exhibits, conducts tours and lectures, and provides other educational recreational programming on a Citywide basis.

Program Changes	Direct Cost	Positions	Total Cost
Changes in Salaries, Expense, Equipment and Special			
12 . **Apportionment of Changes Applicable to Various Programs** Related costs consist of employee benefits Related Costs: $(30,720)	(2,264,486)	(4)	(2,295,206)
Continuation of Services			
13 . **Griffith Observatory Operations** Continue funding and 33 resolution authority positions for the Griffith Observatory. The Griffith Observatory is expected to re-open in October 2006 after a four-year major renovation. Funding and position authorities are also continued in the Department of General Services to provide security services at the Griffith Observatory. (See General Services Item 11). Related costs consist of employee benefits. *SG $1,694,659; SAN $259,199* Related Costs: $702,636	1,953,858	-	2,656,494
14 . **Cabrillo Marine Aquarium** Continue funding and add regular position authority for four positions that have been on resolution authority for one year for the Cabrillo Marine Aquarium Expansion. This program is anticipated to be fully reimbursed by the Harbor Department. Related costs consist of employee benefits. *SG $223,161* Related Costs: $89,880	223,161	4	313,041
Increased Services			
15 . **Griffith Observatory Visitor Access Program** Add funding and three resolution authority positions for the Griffith Observatory. The Griffith Observatory is expected to re-open in October 2006 after a four-year major renovation. Funding is provided for a visitor access program that is critical to manage the surge in visitor traffic anticipated after re-opening. This program is anticipated to be fully offset by planetarium show revenues. Additionally, three full-time positions are added to support the new operational infrastructure. Related costs consist of employee benefits. *SG $179,892; SAN $1,006,504; EX $766,200; EQ $220,000* Related Costs: $68,592	2,172,596	-	2,241,188

Program Changes	Direct Cost	Positions	Total Cost
Changes in Salaries, Expense, Equipment and Special			
Other Changes or Adjustments			
16 . **Griffith Observatory Revenue Adjustment** Recognize $4.1 million in total revenue from the Griffith Observatory Planetarium show and concessions. The estimated annual revenue is pro-rated based on the anticipated re-opening in October 2006.	-	-	-
TOTAL EDUCATIONAL EXHIBITS	2,085,129	-	

2005-06 Program Budget	8,597,449	54
Changes in Salaries, Expense, Equipment and Special	2,085,129	-
2006-07 PROGRAM BUDGET	10,682,578	54

Recreational Opportunities

This program provides a broad usage of recreational opportunities at various facilities to the general population and to the special need segment of the populations.

Program Changes	Direct Cost	Positions	Total Cost
Changes in Salaries, Expense, Equipment and Special			
17 . **Apportionment of Changes Applicable to Various Programs** Related costs consist of employee benefits Related Costs: $502,346	619,813	17	1,122,159
Continuation of Services			
18 . **Youth Recreation and Nutrition Program** Add funding for the Youth Recreation and Nutrition Program. This program provides a wide variety of recreational activities as well as nutrition services to school-age youth in low-income, high-risk areas. Funding is provided to replace grant funds that will not be available in 2006-07. This will allow the Department to maintain the current service level. *SAN $570,000; EX $30,000*	600,000	-	600,000
Increased Services			
19 . **Swim Free Program** Add funding for as-needed salary costs for the swimming pool program and reduce the estimate for swimming pool revenues from $700,000 to $0. Swimming pool fees will be waived for all residents with valid library cards in 2006-07. A combination of other General Fund or special fund revenues will be used to fund existing services. *SAN $470,000*	470,000	-	470,000
Other Changes or Adjustments			
20 . **Golf Revenue Adjustment** Reduce projected revenues from golf operations by $1.3 million from $16.3 million in 2005-06 to $15.0 million in 2006-07. Revised estimates reflect changes in the golf revenue stream in recent years.	-	-	-
TOTAL RECREATIONAL OPPORTUNITIES	1,689,813	17	

2005-06 Program Budget	64,961,714	764
Changes in Salaries, Expense, Equipment and Special	1,689,813	17
2006-07 PROGRAM BUDGET	66,651,527	781

Parks and Facilities

This program provides for the maintenance of parks, open space and multipurpose areas; and construction and repair services in support of park and recreation activities.

Program Changes	Direct Cost	Positions	Total Cost
Changes in Salaries, Expense, Equipment and Special			
21 . **Apportionment of Changes Applicable to Various Programs** Related costs consist of employee benefits Related Costs: $536,455	2,907,010	39	3,443,465
Continuation of Services			
22 . **Landscape for Police and Other City Facilities** Continue funding and add regular position authority for six positions that have been on resolution authority for one year for landscape maintenance at various Los Angeles Police Department and other City facilities. Funding in the amount of $105,000 is also provided through MICLA for transportation equipment. Related costs consist of employee benefits. *SG $238,666* Related Costs: $109,296	238,666	6	347,962
Increased Services			
23 . **Park Ranger Supplemental Deployment** Add funding and 21 resolution authority positions for supplemental Park Ranger deployment. These resources will enable the Department to maintain existing interpretive/naturalist service levels as well as expand Park Ranger coverage at the City's larger, regional parks. The 17 additional Park Ranger and one Chief Park Ranger positions will result in a combined total of 103 personnel providing security and interpretive/naturalist services at Recreation and Park facilities. Funding in the amount of $280,000 is also provided through MICLA for transportation equipment. Related costs consist of employee benefits. *SG $1,062,160; SOT $25,000; EX $10,000; EQ $25,000* Related Costs: $403,390	1,122,160	-	1,525,550
24 . **Maintenance for Sun Valley Junior Arts Center** Add funding and one resolution authority position for the landscape maintenance of the Sun Valley Junior Arts Center. (See Cultural Affairs Item 6 and General Services Item 19.) Related costs consist of employee benefits. *SG $41,652; EX $6,000; EQ $4,310* Related Costs: $18,216	51,962	-	70,178

Program Changes	Direct Cost	Positions	Total Cost
Changes in Salaries, Expense, Equipment and Special			
Efficiencies to Services			
25 . **EPICC Building Maintenance** Shift funding and add two regular authority positions for the maintenance of the Exposition Park Intergenerational Community Center (EPICC). Funding is transferred from the Contractual Services account to the Salaries General account and other expense accounts to allow the Department to perform EPICC building maintenance in-house. Related costs consist of employee benefits. *SG $98,784; EX $(98,760); EQ $15,750* Related Costs: $40,368	15,774	2	56,142
TOTAL PARKS AND FACILITIES	4,335,572	47	

2005-06 Program Budget	66,228,886	1,015
Changes in Salaries, Expense, Equipment and Special	4,335,572	47
2006-07 PROGRAM BUDGET	70,564,458	1,062

Planning and Development

This program provides technical services including capital improvement administration, engineering and architectural design, contract administration, social and community planning and real estate activities.

Program Changes	Direct Cost	Positions	Total Cost
Changes in Salaries, Expense, Equipment and Special			
26 . **Apportionment of Changes Applicable to Various Programs** Related costs consist of employee benefits	11,517	-	11,517
Increased Services			
27 . **Planning and Development** Add funding and ten resolution authority positions for the Advance Planning, Infrastructure, Real Estate and Environmental Review groups in the Planning and Development Division. These resources will enable the Department to assess community needs and develop park master plans, assess adequacy of open space, develop long range plans for land acquisition and formulate a capital improvement program. Related costs consist of employee benefits. *SG $678,230; EX $42,410; EQ $22,000* Related Costs: $235,810	742,640	-	978,450
TOTAL PLANNING AND DEVELOPMENT	754,157	-	

2005-06 Program Budget	1,658,679	19
Changes in Salaries, Expense, Equipment and Special	754,157	-
2006-07 PROGRAM BUDGET	2,412,836	19

General Administration and Support

This program manages the activities of the Department including policy formulation and administrative decision making, and includes the support functions of the fiscal/business management, accounting, and public information. This program also manages the Turf Maintenance Replacement Program and normal replacement program for large purchases of equipment items to be used throughout the Department.

Program Changes	Direct Cost	Positions	Total Cost
Changes in Salaries, Expense, Equipment and Special			
28 . **Apportionment of Changes Applicable to Various Programs** Related costs consist of employee benefits Related Costs: $62,736	63,432	2	126,168
Increased Services			
29 . **Systems and Information Technology** Add funding and resolution position authority for one Director of Systems position. This position will coordinate and develop an overall departmental technology plan and oversee the Department's Systems and Information Technology Section. This Section is responsible for the development and maintenance of computer applications including financial, web-based and Citywide applications. This Section is also responsible for the maintenance of both local and wide area networks. Related costs consist of employee benefits. *SG $93,618; EX $3,285* Related Costs: $29,484	96,903	-	126,387
Other Changes or Adjustments			
30 . **Creation of Commissioner Positions Category** Beginning in 2006-07, a new position category will be created for all part-time commissioners that is separate from the department's regular position authorities. This action will reduce the department's total regular count by the corresponding number of commissioners placed into the new category.	-	(5)	-
TOTAL GENERAL ADMINISTRATION AND SUPPORT	160,335	(3)	

2005-06 Program Budget	11,324,768	121
Changes in Salaries, Expense, Equipment and Special	160,335	(3)
2006-07 PROGRAM BUDGET	11,485,103	118

INDICATORS OF WORKLOAD

	ACTUAL 2000-01	ACTUAL 2001-02	ACTUAL 2002-03	ACTUAL 2003-04	ACTUAL 2004-05	EST. 2005-06	EST. 2006-07
EDUCATION EXHIBITS							
Observatory [1]							
Attendance	1,833,000	1,000,000	195,000	-	-	-	2,000,000
Paid attendance	280,000	100,000	-	-	-	-	750,000
Total Revenue	600,000	250,000	40,000	-	-	-	4,100,000
Staffing	17	12	15	15	15	50	55
Travel Town							
Total attendance	400,000	400,000	400,000	400,000	400,000	400,000	400,000
Historic/Cultural sites maintained [3]	17	17	17	17	18	18	18
Staffing	26	26	26	27	42	42	42
RECREATIONAL OPPORTUNITIES							
Aquatics							
Swimming pools	58	58	58	58	58	58	58
Pool attendance	1,820,000	2,002,000	2,650,000	2,300,000	1,389,678	1,529,000	1,535,000
Total revenue	400,000	450,000	500,000	550,000	550,000	550,000	550,000
Staffing	30	30	34	35	35	40	40
Camps							
Camps operated [2]	7	7	5	5	5	5	5
Camper days	1	52,000	48,000	48,000	52,652	49,000	50,000
Total revenue	570,000	570,000	450,000	500,000	500,000	500,000	500,000
Staffing	12	12	12	12	12	12	12
Municipal Sports							
Team sports participants	66,550	67,320	71,400	72,000	73,307	74,000	74,000
Number of teams	4,880	4,950	5,200	5,200	4,864	5,200	5,200
Staffing	10	10	10	10	9	9	10
Senior Citizens Services [3]							
Sr. Citizens Centers	31	31	28	28	28	28	30
Sr. Citizens Clubs	225	225	180	180	155	165	180
Sr. Citizens Club members	100,000	100,000	75,000	77,000	55,000	50,000	77,000
Staffing	30	30	32	32	29	29	32
Adaptive Services [3]							
Adaptive Centers	3	3	3	4	4	4	4
Attendance	42,500	45,000	45,000	50,000	50,000	55,000	55,000
Staffing	5	5	6	7	7	7	7
Child Care Services [3]							
Child Care Centers	18	20	21	23	25	25	27
Attendance [4]	12,670	13,990	14,000	15,200	222,800	234,800	299,800
Staffing	64	64	67	71	81	92	95
Golf							
Facilities operated	13	13	13	13	13	13	13
Rounds played	1,100,000	1,110,000	1,158,000	1,160,000	1,044,639	1,150,000	1,150,000
Total revenue	15,000,000	15,100,000	15,000,000	15,500,000	15,500,000	15,500,000	15,500,000
Staffing	145	145	148	148	172	172	172
Tennis							
Free tennis courts	299	299	299	299	299	299	299
Pay tennis courts	87	87	88	88	88	88	88
Tennis revenue	550,000	570,000	520,000	530,000	577,431	560,000	560,000
Staffing [5]	28	28	28	28	28	28	28
Recreation Centers	127	130	130	135	141	141	152
Staffing	309	362	365	369	354	367	376

INDICATORS OF WORKLOAD (Continued)

	ACTUAL 2000-01	ACTUAL 2001-02	ACTUAL 2002-03	ACTUAL 2003-04	ACTUAL 2004-05	EST. 2005-06	EST. 2006-07
PARKS AND FACILITIES PROGRAM							
Total park developed acreage	8,494	8,494	8,494	8,494	8,516	8,516	8,516
Total golf course developed acreage	1,500	1,500	1,500	1,500	1,500	1,500	1,500
Total acreage	15,460	15,485	15,493	15,493	15,711	15,716	15,716
Recreational facilities maintained	390	390	395	395	408	411	411
Staffing	1,105	1,118	1,120	1,117	1,005	1,143	1,153
PLANNING AND DEVELOPMENT [6]							
Projects in design	300	300	100	100	-	-	-
Value of capital projects in design	310,000,000	265,000,000	50,000,000	50,000,000	50,000,000		
Capital projects in construction	100	100	50	45	-	-	-
Value capital projects in construction*	100,000,000	135,000,000	50,000,000	50,000,000	50,000,000		
Staffing	21	21	21	21	19	19	29
CLASS Parks							
Program Hours	-	39,893	68,939	89,653	98,618	108,000	108,000
Contacts with youth	-	125,117	229,984	354,312	389,743	428,000	428,000
Staffing	-	62	62	62	62	62	62
Raise the Bar							
Participating Girls	-	24,046	26,006	24,063	25,000	26,000	26,000
Staffing	-	2	2	2	2	2	2
Completed Work Order Requests							
Graffiti	-	-	8,000	7,204	8,000	8,000	8,000
Emergency	-	-	1,500	1,530	1,500	1,500	1,500
Total Maintenance	-	-	17,500	20,907	20,000	20,000	20,000
YOUTH RECREATION AND NUTRITION PROGRAM							
Off Track Youth Enrichment Program [7]							
Attendance	-	-	135,585	156,111	152,454	125,000	115,000
LA KIDS After-School Program							
Attendance	-	-	259,081	254,898	230,552	250,000	260,000
LA KIDS Sports Academy							
Attendance	-	-	15,000	15,673	9,035	10,000	11,000
Mobile Recreation Program							
Attendance	-	-	3,017	4,252	18,523	12,000	-

1 Attendance, revenues and staffing for the Observatory are decreased to reflect the temporary closure due to the multi-million dollar renovation and reconstruction of the Observatory. The Observatory is expected to reopen in October 2006. Attendance and revenues are prorated for 2006-07.

2 Lake Crowley Camp was eliminated and Camp Radford is closed for renovation

3 These services comprise the Human Services element.

4 Starting in 2004-05, the data provided reflects the number of attendees per day. Previously, the numbers reflect monthly information.

5 Staffing for tennis is included in Recreation Centers.

6 Project management of capital projects was transferred to Bureau of Engineering in 2004-05. The Planning And Development Division will be responsible for development of park master plan and long range plans for land acquisition and capital improvement programs.

7 Reduction in Off Track Youth Enrichment Program attendance is anticipated due to the reduction in the number of year-round schools.

CITY EMPLOYEES' RETIREMENT FUND

BASIS FOR THE PROPOSED BUDGET

The 2006-07 Proposed Budget for the City Employees' Retirement System relates to current year funding as follows:

2005-06		2006-07
Adopted Budget	**Estimated Expenditures**	**Proposed Budget**
$ 304,258,704	$ 304,258,704	$395,199,101

The proposed budget is the City's contribution to the system and is based on rates recommended by an actuary in accordance with the Charter. Also included in the contribution rate are the costs for the Family Death Benefit Plan, Excess Benefit Plan, and Limited Term Retirement Plan.

The City will issue tax and revenue anticipation notes to fund the General Fund retirement contribution ($345.4 million) in July 2006 rather than spreading payments throughout the year. Additionally, the proprietary departments will fund their portion of the retirement contribution ($50.3 million) in July 2006 as well. As a result of these July payments, the retirement fund will gain additional interest earnings, which can be used to discount the overall City contribution while maintaining the required level of annual receipts. This discount will reduce the required contribution to the retirement fund by $3.7 million. The appropriation for the payment of the debt service on the tax and revenue anticipation notes, which will be approximately $358.5 million, is in the 2006 Tax and Revenue Anticipation Notes, Debt Service Fund.

The proposed budget increase ($91.5 million or 30.1 percent) is attributable to an actuarial investment loss of $244.0 million because of asset losses below the assumed rate of 8.0 percent on average over the past five years. The contribution for health subsidy benefits increased from 4.94 percent of payroll to 7.0 percent due to the inclusion of members with less than 10 years of service. The City's contribution expressed as a percentage of payroll is 23.88 percent in 2006-07 versus 18.96 percent in 2005-06. The system's funded ratio decreased from 82.52 percent to 77.17 percent as of June 30, 2005.

	2005-06 Budget	2006-07 Proposed Budget	Change From 2005-06 Budget
Requirements			
Current Service Liability	$140,549,752	$158,510,285	$ 17,960,533
Prior Service Liability	95,996,923	131,512,190	35,515,267
Health Subsidy	79,169,415	120,414,814	41,245,399
Discount for Early Payment	(11,859,386)	(15,238,188)	(3,378,802)
Family Death Benefit Plan	214,000	210,000	(4,000)
Excess Benefit Plan Fund	148,000	322,000	174,000
Limited Term Plan Fund	40,000	30,000	(10,000)
TOTAL	$ 304,258,704	$395,761,101	$ 91,502,397
Financing Source			
General City Contribution	$ 260,553,197	$345,444,173	$ 84,890,976
Airports	35,768,040	39,879,209	4,111,169
Harbor	7,937,467	10,437,719	2,500,252
TOTAL	$ 304,258,704	$395,761,101	$ 91,502,397

FIRE AND POLICE PENSION FUND

BASIS FOR THE BUDGET ESTIMATE

The 2006-07 budget estimates for the Fire and Police Pension Fund relates to current year funding as follows:

2005-06			2006-07
Adopted Budget	Estimated Expenditures		Estimated Budget
$ 500,000	$ 500,000	General Fund	$ 500,000
166,612,596	166,613,000	2006 Tax and Revenue Anticipation Notes	279,945,637
$ 167,112,596	$ 167,113,000	Total	$ 280,445,637

The General Fund contribution in 2006-07 is the additional contribution that the City agreed to pay in a settlement agreement with the United Fire Fighters of Los Angeles City (UFLAC). The amount funded through the issuance of tax and revenue anticipation notes includes the contribution amount required under the Charter for all pension plans (Tiers 1-5), and the amount required for the excess benefit plan.

By funding the required contribution through the issuance of notes, the City will be able to make the entire contribution in July 2006 rather than spreading payments throughout the year. As a result, the pension fund will gain additional interest earnings, which can be used to discount the City contribution by 2.86 percent while maintaining the required level of annual receipts. This discount of 2.86 percent will reduce the required City contribution to the pension fund by $0.9 million. The appropriation for the payment of the debt service on the tax and revenue anticipation notes, which will be approximately $290.6 million, is in the 2006 Tax and Revenue Anticipation Notes, Debt Service Fund.

The increase in the City contribution from 2005-06 ($113,333,041 or 68 percent) is due to an overall actuarial loss of $628 million from the prior year and an assumption change to reflect anticipated increases in future retirements due to those currently enrolled in the Deferred Retirement Option Plan (DROP). Because of the actuarial asset losses, the System's overall funded ratio, using actuarial value of assets, decreased from 99.5 to 88.9 percent as of June 30, 2005. The funded ratio decreased from 94 to 91 percent using the market value of assets. Expressed as a percentage of payroll, the City contribution is 25.92 percent in 2005-06 compared to 15.69 percent in 2005-06.

	2005-06 Budget	2006-07 Estimated Budget	Change from 2005-06 Budget
CITY CONTRIBUTION:			
Actuarial Requirements:			
Fire and Police Pension Plans - Tier 1			
Current Service Liability	$ --	$ --	$ --
Prior Service Liability	23,014,960	22,079,734	(935,226)
Health Plan Subsidy	2,234,526	2,212,384	(22,142)
Subtotal	$ 25,249,486	$ 24,292,118	$ (957,368)
Fire and Police Pension Plans - Tier 2			
Current Service Liability	$ 6,593,262	$ 7,017,529	$ 424,267
Prior Service Liability	(1,659,789)	17,429,473	19,089,262
Health Plan Subsidy	24,220,570	26,225,680	2,005,110
Subtotal	$ 29,154,043	$ 50,672,682	$ 21,518,639
Fire and Police Pension Plans - Tier 3			
Current Service Liability	$ 13,795,185	$ 15,342,452	$ 1,547,267
Prior Service Liability	(1,029,341)	3,340,936	4,370,277
Health Plan Subsidy	(4,561,392)	(2,475,872)	2,085,520
Subtotal	$ 8,204,452	$ 16,207,516	$ 8,003,064
Fire and Police Pension Plans - Tier 4			
Current Service Liability	$ 5,499,326	$ 6,009,278	$ 509,952
Prior Service Liability	(1,393,860)	917,304	2,311,164
Health Plan Subsidy	(1,484,247)	(439,931)	1,044,316
Subtotal	$ 2,621,219	$ 6,486,651	$ 3,865,432
Fire and Police Pension Plans - Tier 5			
Current Service Liability	$ 139,711,354	$ 158,885,566	$ 19,174,212
Prior Service Liability	(44,129,134)	573,594	44,702,728
Health Plan Subsidy	10,661,450	31,069,681	20,408,231
Subtotal	$ 106,243,670	$ 190,528,841	$ 84,285,171
UFLAC Settlement Contribution (General Fund)	$ 500,000	$ 500,000	$ --
Excess Benefit Plan	43,850	-	(43,850)
Discount for Early Payment less Debt Service	$ (4,904,124)	$ (8,242,171)	$ (3,338,047
TOTAL CITY CONTRIBUTION	$ 167,112,596	$ 280,445,637	$ 113,333,041
Financing Source			
General Fund	$ 500,000	$ 500,000	$ --
Tax and Revenue Anticipation Notes	166,612,596	279,945,637	113,333,041
TOTAL	$ 167,112,596	$ 280,445,637	$ 113,333,041

APPROPRIATION TO CONVENTION CENTER REVENUE FUND

CONVENTION CENTER EXPANSION ACCOUNT

DISTRIBUTION OF LOS ANGELES CONVENTION CENTER REVENUES AND GENERAL FUND APPROPRIATION

Section 8.148 of the Los Angeles Administrative Code establishes the Convention Center Revenue Fund. All revenues derived from the operation of the Convention and Exhibition Center are paid into the Fund. Such funds shall be used for the center's operations, maintenance and improvement expenses.

	2005-06 Adopted Budget	2006-07 Proposed Budget	Change From Previous Year
Convention Center Revenues	$ 22,715,000	$ 22,909,661	$ 194,661
General Fund Appropriations			-
Transient Occupancy Tax	$ 30,817,500	$ 35,969,500	$ 5,152,000
General Fund Subsidy	7,878,822	5,347,847	(2,530,975)
Booking Policy Offset	5,000,000	5,000,000	-
Sub-Total General Fund	$ 43,696,322	$ 46,317,347	$ 2,621,025
Total Revenues	**$ 66,411,322**	**$ 69,227,008**	**$ 2,815,686**
Expenses			
LACC Operating Budget	$ 20,989,170	$ 21,812,529	$ 823,359
General Services Department*	1,645,191	1,097,132	(548,059)
Related Costs	9,198,241	9,992,993	794,752
Debt Service**	34,427,306	36,165,370	1,738,064
Fire Inspection Position	85,789	90,078	4,289
Building Inspection Position	65,625	68,906	3,281
Total Expenses	**$ 66,411,322**	**$ 69,227,008**	**$ 2,815,686**

* For security services

** Convention Center Lease Obligation in the Capital Finance Administration Fund

BUSINESS IMPROVEMENT DISTRICT TRUST

BASIS FOR THE PROPOSED BUDGET

The 2006-07 Proposed Budget for the Business Improvement District Trust Fund relates to current year funding as follows:

	Amount	% Change
2005-06 Adopted Budget	$ 597,339	
2006-07 Proposed Budget	$ 597,339	
Change from 2005-06 Budget	$ 0	0%

The Business Improvement District Trust Fund was established by Mayor and Council action (C.F. 96-0482) to provide seed money for the formation of Business Improvement Districts (BIDs) and to pay assessments on City-owned properties within the boundaries of active BIDs. The seed money is used to retain consultants who work on behalf of new or renewing BIDs to conduct feasibility studies and perform other activities related to BID formation. The City's BID policy allows up to $40,000 to be made available in the form of a grant for a feasibility study. There are currently 31 established BIDs and 23 BIDs in some stage of formation.

The 2006-07 Proposed Budget includes $45,000 for spot audits and technical training. Remaining budgeted funds are to be used to pay for assessments on City properties. The City Clerk administers this Fund.

CAPITAL FINANCE ADMINISTRATION FUND

BASIS FOR THE PROPOSED BUDGET

The 2006-07 Proposed Budget for the Capital Finance Administration Fund relates to current year funding as follows:

		Amount	% Change
2005-06 Adopted Budget	$	153,992,006	
2006-07 Proposed Budget	$	150,948,092	
Change from 2005-06 Budget	$	(3,043,914)	(2.0%)

The Capital Finance Administration Fund is a special purpose fund established to consolidate non-general obligation bond, long-term City debt financing program expenditures. These financing programs mostly utilize a lease or "lease purchase" structure through the sale of public securities (either lease revenue bonds or certificates of participation) to acquire various facilities and capital equipment items for use by City departments. Debt Service is paid from General Fund appropriations.

The Capital Finance Administration Fund is administered by the City Administrative Officer. Budgeted within this Fund are the lease payments required by each financing's lease and trust indenture, as well as any trustee fees, arbitrage payments, training costs and other administrative expenses required under the terms of the financing. All unencumbered balances remaining at the end of the fiscal year revert to the Reserve Fund.

All items within this budget are obligatory since they are a requirement of the respective leases and trust indentures. The financings were mostly issued through the Municipal Improvement Corporation of Los Angeles (MICLA).

A description of the Sanitation Equipment Charge (SEC) Financing Program is provided for informational purposes. Debt service payments and obligatory administrative expenses for eight financings related to the Solid Waste Collection Program are budgeted in the Solid Waste Resources Revenue Fund (formerly the Sanitation Equipment Charge Special Revenue Fund).

Capital Finance Administration Fund
Debt Service Budget for Outstanding and Proposed Lease Revenue Securities

	2005-06 Budget	2006-07 Proposed Budget	2007-08	2008-09	2009-10
MICLA K (Facilities 1991)	$ 695,460	$ -	$ -	$ -	$ -
MICLA T (Piper Tech. Refunding 1994, Pools 1996, Real Property 2002)	8,368,745	8,171,301	8,216,250	3,059,500	3,059,000
MICLA X (Sanitation Equipment & Landfills 1996)	3,066,880	-	-	-	-
MICLA AC (Misc. Equipment 1997)	5,431,000	4,689,628	4,375,765	3,539,080	2,827,958
MICLA AE (Misc. Equipment 1998)	7,741,395	5,021,394	4,934,694	3,255,594	3,261,769
MICLA AK (Kodak Theatre 1999)	3,611,008	3,610,963	3,612,703	3,610,863	3,610,393
MICLA AL (Misc. Equipment 1999)	10,709,117	10,681,386	5,723,768	3,905,869	3,879,556
MICLA AM (Misc. Equipment 2000)	8,957,874	8,897,483	7,108,124	5,522,693	5,360,610
MICLA AN (Misc. Equipment 2002)	9,849,200	9,845,199	9,842,600	4,526,200	3,828,000
MICLA AQ (North Valley Police Station 2002)	1,919,580	1,917,030	1,919,830	1,916,630	1,917,630
MICLA AR (Real Property 2002, 2004)	5,655,031	5,653,081	5,656,732	5,654,032	5,653,081
MICLA AS (Pershing Square Refunding 2002)	576,650	570,950	574,850	573,250	571,250
MICLA AT (Central Library Refunding 2002) Replaced MICLA O	1,775,508	1,775,433	1,774,620	1,773,420	1,771,860
MICLA AU (Equipment & Real Property 2002)	12,433,730	12,434,855	12,435,605	12,429,855	12,431,230
MICLA AV (Central Library Refunding 2003) Replaced MICLA R	4,853,488	4,856,088	4,848,688	4,851,488	4,853,888
MICLA AW (Marvin Braude Center 2003)	2,228,850	2,228,950	2,224,950	2,226,700	2,227,700
MICLA AX (Equipment & Real Property 2004)	10,921,251	10,919,725	10,919,825	10,915,175	10,920,175
MICLA AY (Refunding of MICLAs 2005)	9,203,000	8,813,126	7,739,519	8,030,738	8,996,288
MICLA xx (New Police Headquarters)	-	-	-	-	30,300,000
MICLA xx (Broadway Building)	-	-	8,200,000	8,200,000	8,200,000
Commercial Paper Program	7,000,000	10,000,000	10,000,000	10,000,000	10,000,000
Refunding of Commercial Paper	-	-	10,000,000	10,000,000	10,000,000
Los Angeles Convention and Exhibition Center Authority (1990, 1993, 2003)	34,427,306	36,165,370	37,206,208	37,206,208	37,206,208

	2005-06 Budget	2006-07 Proposed Budget	2007-08	2008-09	2009-10
Debt Service on CDD Projects	$ 339,239	$ 472,823	$ 1,030,126	$ 1,125,963	$ 1,251,889
Staples Arena (1998)	3,872,694	3,868,307	3,864,532	3,865,882	3,860,369
Debt Service Subtotal	$ 153,637,006	$ 150,593,092	$ 162,209,388	$ 146,189,140	$ 175,988,854
General Administration	250,000	250,000	250,000	250,000	250,000
Trustee Fees	105,000	105,000	105,000	105,000	105,000
TOTAL	$ 153,992,006	$ 150,948,092	$ 162,564,388	$ 146,544,140	$ 176,343,854

1. **Real Property and Furnishings Acquisition, Program K (Certificates of Participation, 1998)**

The proceeds of the original certificates, issued in 1991, financed the acquisition of the West Los Angeles Annex Facility and the Hollywood Parking Enforcement Office, construction of Fire Station No. 27, and acquisition of modular furniture for the 419-433 South Spring Street and 600 South Spring Street City Hall Extension facilities. In 1998, the original 1991 certificates were refunded at a lower interest rate, resulting in savings to the City.

Lessor: Municipal Improvement Corporation of Los Angeles		
Amount of 1998 Principal	$ 14,005,000	
1998 Principal Outstanding, July 1, 2006:	--	
Final Payment:	2005-06	
2006-07 MICLA K (Facilities 1998) Lease payment:		$ --

2. **Piper Technical Center Project, Program T (Certificates of Participation, 1994, 1996, 2002)**

The proceeds of the 1994 issue refinanced the previous debt issued in 1977 for the acquisition and construction of the Piper Technical Center. The proceeds of the 1996 issue provided for capital improvements at various City-owned swimming pools. The proceeds of the 2002 issue provided for the acquisition of parcels for the future construction of three neighborhood city halls, and for the retrofit of several floors of City Hall East with fire and life safety improvements.

Lessor: Municipal Improvement Corporation of Los Angeles		
Amount of 1994 Principal:	$ 45,340,000	
Amount of 1996 Principal:	5,990,000	
Amount of 2002 Principal:	42,410,000	
1994 Principal Outstanding, July 1, 2006:	9,675,000	
1996 Principal Outstanding, July 1, 2006:	--	
2002 Principal Outstanding, July 1, 2006:	39,275,000	
Final Payment 1994 Principal:	2007-08	
Final Payment 1996 Principal:	2005-06	
Final Payment 2002 Principal:	2026-27	
2006-07 MICLA T (Refunding 1994, Rec. & Parks Pools 1996, Real Property Improvement 2002) Lease Payment:		$ 8,171,301

3. **Equipment Acquisition and Sanitation Yard Improvements, Program X (Lease Revenue Bonds, 1996)**

The proceeds of this issue were used to acquire refuse collection equipment and to finance improvements at sanitation yards.

Lessor: Municipal Improvement Corporation of Los Angeles		
Amount of Principal:	$ 24,625,000	
Principal Outstanding, July 1, 2006:	--	
Final Payment:	2005-06	
2006-07 MICLA X (Sanitation Equipment and Landfills 1996) Lease Payment:		$ --

4. **Equipment and Real Property Acquisition, Program AC (Certificates of Participation, 1997)**

The proceeds of this issue were used to acquire vehicles, heavy duty equipment, fire apparatus, police vehicles, police helicopter equipment and a new fire station.

Lessor: Municipal Improvement Corporation of Los Angeles		
Amount of Principal:	$ 83,240,000	
Principal Outstanding, July 1, 2006:	20,170,000	
Final Payment:	2014-15	
2006-07 MICLA AC (Miscellaneous Equipment 1997) Lease Payment:		$ 4,689,628

5. **Equipment and Real Property Acquisition, Program AE (Certificates of Participation, 1998)**

The proceeds of this issue were used to acquire vehicles, heavy duty equipment, fire apparatus, police vehicles, police helicopter equipment and a new fire station in the San Fernando Valley.

Lessor: Municipal Improvement Corporation of Los Angeles		
Amount of Principal:	$ 74,555,000	
Principal Outstanding, July 1, 2006:	20,570,000	
Final Payment:	2014-15	
2006-07 MICLA AE (Miscellaneous Equipment 1998) Lease Payment:		$ 5,021,394

6. **Hollywood and Highland Theater Project, Program AK (Taxable Certificates of Participation, 1999)**

The proceeds of this issue were used to design and construct a live broadcast theater within the Hollywood and Highland development project located in the historic Hollywood area.

Lessor: Municipal Improvement Corporation of Los Angeles		
Amount of Principal:	$ 43,210,000	
Principal Outstanding, July 1, 2006:	40,025,000	
Final Payment:	2028-29	
2006-07 MICLA AK (Kodak Theatre 1999) Lease Payment:		$ 3,610,963

7. **Equipment and Real Property Acquisition, Program AL (Certificates of Participation, 1999)**

The proceeds of this issue were used to acquire vehicles, heavy duty equipment, fire apparatus, a fire rescue helicopter, police vehicles, police helicopter equipment and miscellaneous vehicles.

Lessor: Municipal Improvement Corporation of Los Angeles		
Amount of Principal:	$ 72,600,000	
Principal Outstanding, July 1, 2006:	31,235,000	
Final Payment:	2015-16	
2006-07 MICLA AL (Miscellaneous Equipment 1999) Lease Payment:		$ 10,681,386

8. **Equipment Acquisition, Program AM (Certificates of Participation, 2000)**

The proceeds of this issue were used to acquire vehicles, heavy duty equipment, fire apparatus, a fire rescue helicopter, police vehicles, a police helicopter and miscellaneous vehicles.

Lessor: Municipal Improvement Corporation of Los Angeles		
Amount of Principal:	$ 56,085,000	
Principal Outstanding, July 1, 2006:	30,090,000	
Final Payment:	2010-11	
2006-07 MICLA AM (Miscellaneous Equipment 2000) Lease Payment:		$ 8,897,483

9. **Equipment Acquisition, Program AN (Certificates of Participation, 2002)**

The proceeds of this issue were used to acquire vehicles, heavy duty equipment, fire apparatus, police vehicles and miscellaneous vehicles.

Lessor: Municipal Improvement Corporation of Los Angeles		
Amount of Principal:	$ 53,880,000	
Principal Outstanding, July 1, 2006:	28,880,000	
Final Payment:	2011-12	
2006-07 MICLA AN (Miscellaneous Equipment 2002) Lease Payment:		$ 9,845,199

10. **North Valley Police Station Project, Program AQ (Certificates of Participation, 2002)**

The proceeds of this issue were used mainly to design and construct a police station building, a 330-car parking structure and a 10,000 square-foot Motor Transport Division.

Lessor: Municipal Improvement Corporation of Los Angeles		
Amount of Principal:	$ 28,130,000	
Principal Outstanding, July 1, 2006:	26,540,000	
Final Payment:	2031-32	
2006-07 MICLA AQ (North Valley Police Station 2002) Lease Payment:		$ 1,917,030

11. **Real Property Acquisition, Program AR (Certificates of Participation, 2002, 2004)**

The proceeds of the 2002 issue were used, in part, to acquire property for the City's share of a joint development with the State of California Department of Transportation (Caltrans), and to retrofit several floors of City Hall East with fire and life safety improvements. The proceeds of the 2004 issue were used mostly for tenant improvements to the Caltrans building, and for retrofitting the remaining floors in City Hall East.

Lessor: Municipal Improvement Corporation of Los Angeles		
Amount of Principal (AR):	$ 62,105,000	
Amount of Principal (AR2):	$ 16,875,000	
2002 Principal Outstanding, July 1, 2006:	56,140,000	
2004 Principal Outstanding, July 1, 2006:	15,600,000	
Final Payment 2002 Principal:	2026-27	
Final Payment 2004 Principal:	2023-24	
2006-07 MICLA AR (Real Property) Lease Payment:		$ 5,653,081

12. **Pershing Square Refunding, Program AS (Certificates of Participation, 2002)**

The proceeds of the 2002 issue were used to fully refund the Pershing Square Certificates of Participation, resulting in lowered assessments to property owners. The 1992 issuance of COPs financed the construction, design and installation of improvements to Pershing Square and related costs. Funding for lease payments and City administrative costs is provided through Mello-Roos assessments on various properties in the vicinity of the square.

Lessor: Municipal Improvement Corporation of Los Angeles		
Amount of Principal:	$ 7,655,000	
Principal Outstanding, July 1, 2006:	6,655,000	
Final Payment:	2022-23	
2006-07 MICLA AS (Pershing Square Refunding 2002) Lease Payment:		$ 570,950

13. **Central Library Refunding, Program AT (Certificates of Participation, 2002)**

The proceeds of the 2002 issue were used to fully refund Central Library Leasehold Revenue Bonds (MICLA O), resulting in savings to the City. Proceeds from the original 1990 issuance were issued to finance the acquisition, construction, delivery and installation of the East Wing of the Central Library Rehabilitation and Expansion Project.

Lessor: Municipal Improvement Corporation of Los Angeles		
Amount of Principal:	$ 30,305,000	
Principal Outstanding, July 1, 2006:	29,890,000	
Final Payment:	2019-20	
2006-07 MICLA AT (Central Library Refunding 2002) Lease Payment:		$ 1,775,433

14. **Equipment and Real Property Acquisition, Program AU (Certificates of Participation, 2002)**

The proceeds of this issue were used primarily to acquire vehicles, fire apparatus, police vehicles and miscellaneous vehicles.

Lessor: Municipal Improvement Corporation of Los Angeles		
Amount of Principal:	$ 70,700,000	
Principal Outstanding, July 1, 2006:	51,655,000	
Final Payment:	2027-28	
2006-07 MICLA AU (Equipment and Real Property 2002) Lease Payment:		$ 12,434,855

15 **Central Library Refunding, Program AV (Leasehold Refunding Revenue Bonds, 2003)**

The proceeds of the 2003 issue were used to refund a portion of the Leasehold Revenue Bonds, 1990 Series A (MICLA R), which were issued to finance the acquisition, construction, delivery and installation of the East Wing of the Central Library Rehabilitation and Expansion Project.

Lessor: Municipal Improvement Corporation of Los Angeles		
Amount of Principal:	$ 43,330,000	
Principal Outstanding, July 1, 2006:	34,365,000	
Final Payment:	2014-15	
2006-07 MICLA AV (Central Library Refunding 2003) Lease Payment:		$ 4,856,088

16. **Real Property Acquisition, Program AW (Certificates of Participation, 2003)**

The proceeds of this issue were used to acquire the Marvin Braude Constituent Services Center building.

Lessor: Municipal Improvement Corporation of Los Angeles		
Amount of Principal:	$ 36,220,000	
Principal Outstanding, July 1, 2006:	34,060,000	
Final Payment:	2032-33	
2006-07 MICLA AW (Real Property 2003) Lease Payment:		$ 2,228,950

17. **Equipment and Real Property Acquisition, Program AX (Certificates of Participation, 2004)**

The proceeds of this issue were used to acquire vehicles, fire apparatus, police vehicles and miscellaneous equipment.

Lessor: Municipal Improvement Corporation of Los Angeles		
Amount of Principal:	$ 64,170,000	
Principal Outstanding, July 1, 2006:	52,505,000	
Final Payment:	2013-14	
2006-07 MICLA AX (Equipment and Real Property 2002) Lease Payment:		$ 10,919,725

18. **Refunding of Several MICLAs, Program AY (Certificates of Participation, 2005)**

The proceeds of this issue were used to refund the outstanding debt on several previously issued MICLA bonds, resulting in savings to the City.

Lessor: Municipal Improvement Corporation of Los Angeles		
Amount of Principal:	$ 46,395,000	
Principal Outstanding, July 1, 2006:	38,945,000	
Final Payment:	2014-15	
2006-07 MICLA AY (Refunding 2005) Lease Payment:		$ 8,813,126

19. **Commercial Paper Program (Certificates of Participation, 2004)**

A Commercial Paper Program was implemented in Spring 2004 to more effectively manage bond issuances and the subsequent expenditure of bond proceeds. The $10 million lease payment amount reflects an estimate of the debt service to be paid during 2006-07.

Lessor: Municipal Improvement Corporation of Los Angeles
Authorization: $200 million

2006-07 Commercial Paper Program Lease Payment:	$ 10,000,000

20. **Los Angeles Convention and Exhibition Center Authority (Lease Revenue Bonds 1990, 1993, 2003)**

The proceeds of the 2003 issuance were used to refund most of the 1990 and 1993 Convention Center bonds, resulting in savings to the City.

Lessor: Los Angeles Convention and Exhibition Center Authority

Amount of Principal:	$ 629,850,000
Principal Outstanding, July 1, 2006:	511,935,000
Final Payment:	2024-25

2006-07 Los Angeles Convention and Exhibition Center Authority Lease Payment:	$ 36,165,370

21. **Debt Service on CDD Projects**

In 2003-04, annual debt service on the Lawry's and Chesterfield Square projects was transferred from the Community Development Department to the Capital Finance Administration Fund. In 2004-05, the Midtown Plaza project was added. Administration of the three projects remains with the Community Development Department.

2006-07 Debt Service on CDD Projects:	$ 472,823

22. **Staples Arena (Convention Center Taxable Lease Revenue Bonds, 1998)**

The proceeds of this issue were used to fund a portion of the City's contribution towards the development of the Staples Center, a sports arena adjacent to the Los Angeles Convention Center. Pursuant to a Gap Funding Agreement with the project developer, the developer is obligated to offset all debt service costs from an admissions fee on arena events. Funds for debt service are paid from the Staples Arena Special Fund.

Lessor: Los Angeles Convention and Exhibition Center Authority

Amount of Principal:	$ 45,580,000
Principal Outstanding, July 1, 2006:	40,250,000
Final Payment:	2024-25

2006-07 Staples Arena (1998) Lease Payment:	$ 3,868,307

23. **General Administration**

Funds are provided for arbitrage calculations, financial advisory services, corporate tax filings, training costs and other related administrative expenses.

2006-07 Amount required:	$ 250,000

24. **Trustee Fees**

Funds are provided for trustee services required pursuant to the terms of each project financing.

2006-07 Amount required:	$ 105,000
2006-07 PROPOSED LEASE FINANCING ADMINISTRATION PROGRAM	$ 150,948,092

2006-07 Proposed MICLA Acquisitions

	Item	Funding	+12.5% Financing Costs
1.	Fire Replacement Vehicles	$ 23,751,000	$ 26,719,875
2.	Department of Transportation (DOT) Vehicles	150,000	168,750
3.	GSD Vehicle Replacement	30,000,000	33,750,000
4.	GSD Capital Equipment	578,000	650,250
5.	GSD Capital Equipment Replacements	3,000,000	3,375,000
6.	ITA Microwave System Replacement	400,000	450,000
7.	ITA Voice Radio System Obsolete Equipment Replacement Program (LAFD)	3,000,000	3,375,000
8.	ITA Backup Voice Radio System Obsolete Equipment Replacement Program (LAFD)	1,100,000	1,237,500
9.	Police Replacement Helicopters	5,200,000	5,850,000
10.	Police Capital Equipment and Vehicles	18,977,000	21,349,125
11.	Recreation & Parks Capital Equipment and Vehicles	1,463,700	1,646,663
12.	Street Services Vehicles	1,640,000	1,845,000
CAPITAL IMPROVEMENT EXPENDITURE PROGRAM:			
13.	Alternative Fuel Infrastructure	2,870,000	3,228,750
14.	El Pueblo Capital Improvements	2,400,000	2,700,000
15.	Fleet Services Auto Body Repair Shop	2,000,000	2,250,000
16.	Neighborhood City Hall, Council District 7	7,280,000	8,190,000
17.	Neighborhood City Hall, Council District 9	8,500,000	9,562,500
18.	Neighborhood City Hall, Council District 14	4,000,000	4,500,000
19.	Recreation & Parks Pools	3,000,000	3,375,000
20.	Zoo Capital Improvements	16,000,000	18,000,000
	TOTAL	**$ 135,309,700**	**$ 152,223,413**

The following items are recommended for MICLA financing in 2006-07:

1. **FIRE -** Funding is provided for the acquisition of replacement vehicles, including ambulances and aerial ladder trucks.

2. **DEPARTMENT OF TRANSPORTATION (DOT) -** Funding is provided for the acquisition of five vehicles.

3. **GENERAL SERVICES (GSD) VEHICLES** - Funding is provided for the acquisition of replacement vehicles and heavy-duty construction equipment for various departments.

4. **GENERAL SERVICES CAPITAL EQUIPMENT** - Funding is provided for the acquisition of various materials testing equipment and a ticket revenue control system for the Los Angeles Mall.

5. **GENERAL SERVICES CAPITAL EQUIPMENT REPLACEMENTS** - Funding is provided for the acquisition of various replacement capital equipment items, including boilers, Heating Venting and Air Conditioning (HVAC) units, and the main switchboard at City Hall South.

6. **INFORMATION TECHNOLOGY AGENCY (ITA) MICROWAVE** - Funding is provided for the replacement of microwave systems that support LAFD, LAPD and Emergency Operations voice and data radio systems.

7. **ITA VOICE RADIO** - Funding is provided for the replacement of obsolete mountaintop radio base stations that support the Fire Department's Voice/Radio System.

8. **ITA BACKUP VOICE RADIO** - Funding is provided for the replacement of backup radio base stations that are no longer supported by the manufacturer.

9. **POLICE HELICOPTERS -** Funding is provided for the acquisition of two replacement helicopters.

10. **POLICE CAPITAL EQUIPMENT AND VEHICLES -** Funding is provided for the acquisition of miscellaneous capital equipment items and replacement vehicles.

11. **RECREATION & PARKS CAPITAL EQUIPMENT AND VEHICLES -** Funding is provided for the acquisition of miscellaneous capital equipment items and vehicles.

12. **STREET SERVICES VEHICLES -** Funding is provided for the acquisition of vehicles.

CAPITAL IMPROVEMENT EXPENDITURE PROGRAM:

13. **ALTERNATIVE FUEL INFRASTRUCTURE -** Funding is provided for the installation and maintenance of alternative fuel infrastructure at the Topanga Yard Fueling Station, 7th Street Sweeper Shop and 7th Street Heavy Duty Shop, as required by South Coast Air Quality Management District (SCAQMD) regulations.

14. **EL PUBELO DE LOS ANGELES HISTORICAL MONUMENT CAPITAL IMPROVEMENTS -** Funding is provided for the renovation of the Sepulveda House, and construction of a permanent shelter, bridge and viewing platform related to the restoration of a historically significant mural.

15. **FLEET SERVICES AUTO BODY REPAIR SHOP -** Funding is provided to rebuild the current auto body repair shop which is inadequate in size and scope to properly repair City vehicles.

16. **NEIGHBORHOOD CITY HALL, Council District 7 -** Funding is provided for the construction of a Neighborhood City Hall in Council District 7.

17. **NEIGHBORHOOD CITY HALL, Council District 9 -** Funding is provided for the construction of a Neighborhood City Hall in Council District 9.

18. **NEIGHBORHOOD CITY HALL, Council District 14 -** Funding is provided for code-related repairs and tenant improvements to a City-owned building in Council District 14 (purchase pending).

19. **RECREATION & PARKS POOLS -** Funding is provided for the design of replacement pools at 109th Street, Costello, Downey and Lincoln Park Recreation Centers.

20. **ZOO CAPITAL IMPROVEMENTS -** Funding is provided for the design and/or construction of five Zoo Capital Improvement projects (i.e. Golden Monkey Exhibit, Gorilla Holding Area and Exhibit, Pachyderm Forest, Rain Forest of the Americas and the Reptile and Insect House).

ADDITIONAL INFORMATION:

Sanitation Equipment Charge Financings. Payments in connection with the following financings are budgeted within the Solid Waste Resources Revenue Fund (formerly the Sanitation Equipment Charge Special Revenue Fund), see Special Purpose Fund Schedule No. 2:

In January 1997, the City issued $15,585,000 for miscellaneous vehicles, automated recycling containers, communications equipment and acquisition of the former Chevron property for use as a sanitation yard (MICLA BB). In November 1997, the City issued $42,060,000 for additional sanitation trucks and automated recycling containers (MICLA AD). In January 1999, the City issued $22,255,000 for additional sanitation trucks and automated recycling containers (MICLA AH). The City issued $86,640,000 in October 2001 for miscellaneous vehicles, automated recycling containers and capital expenditures to a refuse yard (SEC 2001-A). In April 2003, the City issued $47,825,000 for miscellaneous vehicles, automated recycling containers and capital improvements (SEC 2003-A). In December 2003, the City issued $61,120,000 for miscellaneous vehicles, automated recycling containers and capital improvements (SEC 2003-B). In April 2004, the City issued $56,230,000 for the acquisition of the Central Los Angeles Recycling and Transfer Station (SEC 2004-A). In July 2005, the City issued $45,750,000 for miscellaneous vehicles, automated recycling containers and capital improvements (SEC 2005-A). In Summer 2006, the City will issue approximately $59 million for miscellaneous vehicles and capital improvements (SEC 2006-A). It is proposed that the City issue approximately $80 million during 2006-07 for miscellaneous vehicles, automated recycling containers and capital improvements.

Total:	Outstanding Revenue Bonds as of July 1, 2006	$ 306,295,000

The following is listed for informational purposes only.

Sanitation Equipment Charge Financings
Debt Service for Outstanding Revenue Bonds

	2005-06 Budget	2006-07 Proposed Budget	2007-08	2008-09	2009-10
Solid Waste Collection Project BB - 1997	$ 3,618,375	$ 3,617,250	$ 3,617,250	$ --	$ --
Solid Waste Collection Project AD - 1997	14,188,990	--	--	--	--
Solid Waste Collection Project AH - 1999	2,777,953	2,826,115	2,825,715	2,826,315	--
Solid Waste Collection 2001-A	4,624,248	18,755,248	18,625,048	6,509,298	6,504,373
Solid Waste Collection 2003-A	2,374,400	2,374,400	2,374,400	5,744,400	8,562,750
Solid Waste Collection 2003-B	2,731,238	2,731,238	2,731,238	6,076,238	6,087,350
Solid Waste Collection 2004-A	6,811,500	6,611,500	6,411,500	6,211,500	6,011,500
Solid Waste Collection 2005-A	1,296,250	2,287,500	2,287,500	6,287,500	6,387,500
Solid Waste Collection 2006-A	--	7,300,000	7,300,000	7,300,000	7,300,000
Subtotal of Debt Service	$ 38,422,954	$ 46,503,251	$ 46,172,651	$ 40,955,251	$ 40,853,473
Trustee Fees	45,000	45,000	45,000	45,000	45,000
GRAND TOTAL	$ 38,467,954	$ 46,548,251	$ 46,217,651	$ 41,000,251	$ 40,898,473

1. **Solid Waste Collection, Program BB (Revenue Bonds, 1997-A)**

The proceeds of this issue financed the acquisition of automated recycling containers, miscellaneous vehicles, communications equipment and the acquisition of the former Chevron property for use as a refuse collection yard.

Lessor: Municipal Improvement Corporation of Los Angeles		
Amount of Principal:	$ 15,585,000	
Principal Outstanding, July 1, 2006:	6,695,000	
Final Payment:	2007-08	
2006-07 Lease Payment:		$ 3,617,250
Trustee Fee Payment:		5,000
Subtotal		$ 3,622,250

2. **Solid Waste Collection, Program AD (Revenue Bonds, 1997-B)**

The proceeds of this issue financed the acquisition of automated recycling containers and refuse collection trucks.

Lessor: Municipal Improvement Corporation of Los Angeles		
Amount of Principal:	$ 42,060,000	
Principal Outstanding, July 1, 2006:	--	
Final Payment:	2005-06	
2006-07 Lease Payment:		$ --
Trustee Fee Payment:		--
Subtotal		$ --

3. **Solid Waste Collection, Program AH (Revenue Bonds, 1999-A)**

The proceeds of this issue financed the acquisition of automated recycling containers and refuse collection trucks.

Lessor: Municipal Improvement Corporation of Los Angeles		
Amount of Principal:	$ 22,255,000	
Principal Outstanding, July 1, 2006:	7,835,000	
Final Payment:	2008-09	
2006-07 Lease Payment:		$ 2,826,115
Trustee Fee Payment:		5,000
Subtotal		$ 2,831,115

4. **Solid Waste Collection Program (Revenue Bonds, 2001-A)**

The proceeds of this issue financed the acquisition of automated recycling containers and refuse collection trucks, and capital expenditures to a refuse yard.

Amount of Principal:	$ 86,640,000	
Principal Outstanding, July 1, 2006:	84,840,000	
Final Payment:	2019-20	
2006-07 Lease Payment:		$ 18,755,248
Trustee Fee Payment:		5,000
Subtotal		$ 18,760,248

5. **Solid Waste Collection Program (Revenue Bonds, 2003-A)**

The proceeds of this issue were used to finance the acquisition of miscellaneous vehicles, automated recycling containers and capital improvements.

Amount of Principal:	$ 47,825,000	
Projected Principal Outstanding, July 1, 2006:	47,825,000	
Final Payment:	2015-16	
2006-07 Lease Payment:		$ 2,374,400
Trustee Fee Payment:		5,000
Subtotal		$ 2,379,400

6. **Solid Waste Collection Program (Revenue Bonds, 2003-B)**

The proceeds of this issue were used to finance the acquisition of miscellaneous vehicles, automated recycling containers and capital improvements.

Amount of Principal:	$ 61,120,000	
Principal Outstanding, July 1, 2006:	61,120,000	
Final Payment:	2017-18	
2006-07 Lease Payment:		$ 2,731,238
Trustee Fee Payment:		5,000
Subtotal		$ 2,736,238

7. **Solid Waste Collection Program (Revenue Bonds, 2004-A)**

The proceeds of this issue were used to finance the acquisition of the Central Los Angeles Recycling and Transfer Station.

Amount of Principal:	$ 56,230,000	
Principal Outstanding, July 1, 2006:	52,230,000	
Final Payment:	2028-29	
2006-07 Lease Payment:		$ 6,611,500
Trustee Fee Payment:		5,000
Subtotal		$ 6,616,500

8. **Solid Waste Collection Program (Revenue Bonds, 2005-A)**

The proceeds of this issue were used to finance the acquisition of miscellaneous vehicles, automated recycling containers and capital improvements.

Proposed Amount of Principal:	$ 45,750,000	
Principal Outstanding, July 1, 2006:	45,750,000	
Final Payment:	2018-19	
2006-07 Lease Payment:		$ 2,287,500
Trustee Fee Payment:		5,000
Subtotal		$ 2,292,500

9. **Solid Waste Collection Program (Revenue Bonds, 2006-A)**

The proceeds of this issue will be used to finance capital improvements, and the acquisition of miscellaneous vehicles.

Proposed Amount of Principal:	$ 59,000,000	
Principal Outstanding, July 1, 2006:	59,000,000	
Final Payment:	2016-17	
2006-07 Lease Payment:		$ 7,300,000
Trustee Fee Payment:		10,000
Subtotal		$ 7,310,000
2006-07 PROPOSED SEC FINANCING PROGRAM		$ 46,548,251

CAPITAL IMPROVEMENT EXPENDITURE PROGRAM

BASIS FOR THE PROPOSED BUDGET

SUMMARY

The 2006-07 Proposed Budget for the Capital Improvement Expenditure Program relates to current year funding as follows:

	General Fund	Special Funds	Total	Other Funds *
2005-06 Adopted Budget	$ 10,658,800	$ 263,886,626	$ 274,545,426	$ 580,606,000
2006-07 Proposed Budget	$ 27,364,720	$ 323,129,557	$ 350,494,277	$ 740,078,565
Change from 2004-05 Budget	$ 16,705,920	$ 59,242,931	$ 75,948,851	$ 159,472,565
% Change	156.7%	22.5%	27.7%	27.5%

* Other funds consist of GO Bonds, MICLA financing, Solid Waste Resources Revenue Fund (formerly the Sanitation Equipment Charge Revenue Fund) and the Los Angeles River Revitalization Project. The amounts from these funds are provided for informational purposes only.

The Proposed Capital Improvement Expenditure Program (CIEP) provides for the utilization of special funds which are restricted to the construction or improvement of permanent facilities and General Fund financing of necessary capital improvements for which special fund financing is unavailable. The CIEP reflects the first year of the Five Year Capital Improvement Program (CIP) and the second year of the Ten Year Wastewater System Capital Improvement Program (WCIP). These documents will contain additional descriptive information and a complete listing of the projects proposed for funding during those periods.

The City's financial policies adopted in 2005-06 recommend the programming of one percent of General Fund revenue to fund capital or infrastructure improvements. For 2006-07, General Fund revenues are projected to total $4.34 billion, resulting in a one percent target totaling $43.4 million. The 2006-07 Proposed CIEP totals $45.9 million, exceeding the one percent target by $2.5 million. This factors in expenditures included in the Department of Public Works for capital investments such as sidewalk access ramps and repair and street resurfacing.

The projects proposed for funding in the CIEP were selected on a priority basis using criteria such as: 1) recognition of safety or environmental needs; 2) commitment to or coordination with the activities of other agencies; 3) additional service requirements for growing areas; 4) participation with citizens in the funding of assessment act projects; 5) completion or continuation of previously authorized work; 6) protection of previous investment in public works; 7) provision of efficient facilities to support ongoing operations; and, 8) maximization of grant funds.

The CIEP has been separated into three sections for purposes of presentation. Following the summary information is the **Municipal Facilities** category, which includes the construction or improvement of City-owned structures and facilities such as parks, libraries, fire and police stations, yards and shops. Funds for these projects are provided from the General Fund and various special funds. Not included in the Summary Total are projects funded from General Obligation Bonds (GO Bonds), the Solid Waste Resources Revenue Fund (formerly the Sanitation Equipment Charge Revenue Fund) or lease financing through the Municipal Improvement Corporation of Los Angeles (MICLA), which are handled outside the budget.

Following the Municipal Facilities Category is the **Physical Plant** category, which includes a variety of street related projects primarily funded by Gas Tax funds. Additional funds are provided by the General Fund, Proposition C Anti-Gridlock Transit Improvement Fund, Local Transportation Fund, Stormwater Pollution Abatement Fund, the Street Lighting Maintenance Assessment Fund and bond proceeds from Proposition O. These funds will provide for the following types of projects: flood control and pollution abatement, storm damage repair, street widening and reconstruction, street lighting, traffic control and bikeways and water quality improvement.

Following the Physical Plant Category is the Wastewater System Improvement Program (WSIP), which includes the **Wastewater Facilities** projects funded from the Sewer Construction and Maintenance Fund. The WSIP has been developed as a separate program to reflect the conversion to an enterprise operation to support revenue bonds.

The proposed sources of funds for the Capital Improvement Expenditure Program and the change from the 2005-06 Budget are as follows:

Fund	2005-06 Budget	Change	2006-07 Proposed Budget
General Fund	$ 10,658,800	$ 16,705,920	$ 27,364,720
Proposition C Anti-Gridlock Transit Improvement Fund [1]	2,759,948	(2,264,948)	495,000
Special Gas Tax Street Improvement Fund [1]	11,986,531	4,719,138	16,705,669
Stormwater Pollution Abatement Fund [2]	3,340,000	260,000	3,600,000
Local Transportation Fund	4,254,498	(194,433)	4,060,065
Special Parking Revenue Fund	867,000	12,159,722	13,026,722
Street Lighting Maintenance Assessment Fund	7,500,000	40,000	7,540,000
Arts & Cultural Facilities & Services Fund	--	1,352,000	1,352,000
Sewer Construction and Maintenance Fund	230,800,000	43,000,000	273,800,000
Park & Recreational Sites & Facilities Fund	2,378,649	171,452	2,550,101
Total General Fund and Special Funds	$ 274,545,426	$ 75,948,851	$ 350,494,277
MICLA - Municipal Facilities [3]	$ 46,710,000	$ (660,000)	$ 46,050,000
GO Bonds - Physical Plant [3]	16,930,000	(930,000)	16,000,000
GO Bonds - Municipal Funds [3]	130,400,000	(74,065,000)	56,335,000
Solid Waste Resources Revenue Fund (SWRRF) Municipal Facilities [3]	23,067,000	(9,058,935)	14,008,065
Los Angeles River Revitalization Project [4]	363,499,000	244,186,500	607,685,500
Total Other Funds	$ 580,606,000	$ 159,472,565	$ 740,078,565

The following table sets forth the proposed CIEP for 2006-07 by project category, comparing the 2005-06 program to the 2006-07 program:

2006-07 CAPITAL IMPROVEMENT EXPENDITURE PROGRAM

Municipal Facilities Projects	**2005-06 Budget**	**Change**	**2006-07 Proposed Budget**
Arts & Cultural Opportunities	$ 50,000	$ 1,432,000	$ 1,482,000
Building & Facilities	5,451,800	1,793,200	7,245,000
Educational Opportunities	--	9,409,720	9,409,720
Parking Facilities	867,000	12,159,722	13,026,722
Recreational Opportunities	6,315,649	(2,765,548)	3,550,101
Total - Municipal Facilities	$ 12,684,449	$ 22,029,094	$ 34,713,543

Physical Plant Projects [5]	2005-06 Budget	Change	2006-07 Proposed Budget
Street Widening and Reconstruction	$ 9,556,449	$ (4,989,620)	$ 4,566,829
Street Lighting	10,390,000	2,295,960	12,685,960
Bikeways & Pedestrian Improvements [6]	4,254,498	(194,433)	4,060,065
Traffic Control	300,000	773,000	1,073,000
Miscellaneous	2,095,030	3,129,850	5,224,880
Storm Drains	3,340,000	260,000	3,600,000
Bridges & Grade Separations	125,000	9,645,000	9,770,000
Contingencies - Gas Tax Construction [7]	1,000,000	--	1,000,000
Total Physical Plant	$ 31,060,977	$ 10,919,757	$ 41,980,734
Wastewater Facilities Projects	$ 230,800,000	$ 43,000,000	$ 273,800,000
TOTAL CAPITAL IMPROVEMENT EXPENDITURE PROGRAM	$ 274,545,426	$ 37,614,757	$ 350,494,277

[1] The City Administrative Officer may approve changes in the planned utilization of funds between the Special Gas Tax Street Improvement Fund and the Proposition C Fund for Street Projects, and may approve transfers of Contingencies - Gas Tax Construction funds to the Street Projects listed for Proposition C funding.

[2] The Director of the Bureau of Sanitation may approve modifications to the planned utilization of funds within the Capital Improvement Expenditure Program for the Stormwater Pollution Abatement Fund. The Mayor and the Council must approve any modification exceeding $250,000.

[3] MICLA, GO Bonds (including bonds authorized by Proposition O) and SWRRF amounts are provided for informational purposes only.

[4] The LA River Revitalization Project amount is provided for informational purposes only.

[5] The City Administrative Officer may approve transfers within the same fund of $25,000 or 25 percent of project amounts (whichever is greater), not to exceed $100,000, to or between eligible capital improvement projects or accounts approved by the Mayor and City Council.

[6] Subject to receipt of actual funds from the Los Angeles County Metropolitan Transportation Authority.

[7] The City Administrative Officer may approve transfers of any amount from the contingencies - Gas Tax Construction Account to any project listed in the Special Gas Tax Street Improvement Fund or any project previously approved by the Mayor and City Council in the Special Gas Tax Street Improvement Fund.

Note: Calculation for one-percent of General Fund revenue dedicated to capital expenditures pursuant to City of Los Angeles Financial Policies:

General Fund Revenue Included in Proposed Budget		$ 4,320,000,000
One Percent of General Fund for Capital Expenditures		43,200,000
General Fund Capital Expenditures Included in Proposed Budget		
Municipal Facilities	17,744,720	
Physical Plant	9,620,000	
Included in Bureau of Street Services Budget		
Sidewalk Access Ramps	1,600,000	
Paving Ten Miles of Dirt Alleys	3,252,000	
50/50 Sidewalk Repair	2,856,228	
Sidewalk Saw Cut Crew	813,293	
Street Resurfacing	10,000,000	
GENERAL FUND TOTAL		$ 45,886,241

CAPITAL IMPROVEMENT EXPENDITURE PROGRAM

BASIS FOR THE PROPOSED BUDGET

MUNICIPAL FACILITIES

The 2006-07 Proposed Budget for the Municipal Facilities Capital Improvement Expenditure Program (CIEP) relates to current year funding as follows:

	General Fund	Special Funds	Total Budget	Other Funds*	Total Program
2005-06 Adopted Budget	$ 9,438,800	$ 3,245,649	$ 12,684,449	$ 563,676,000	$ 576,360,449
2006-07 Proposed Budget	$ 17,744,720	$ 16,968,823	$ $34,713,543	$ 724,078,565	$ 758,792,108
Change from 2005-06 Budget	$ 8,305,920	$ 13,723,174	$ 22,029,094	$ 160,402,565	$ 182,431,659
Percent Change	88.0%	423.0%	174.0%	28.0%	32.0%

* Other funds consist of General Obligation Bonds, MICLA-issued financing, Solid Waste Resources Revenue Fund (formerly the Sanitation Equipment Charge Revenue Fund), and funding for the Los Angeles River Revitalization projects from various sources. These funds are provided for informational purposes only.

The total 2006-07 program cost for Municipal Facilities capital improvements is approximately $758.8 million. The program cost consists of $17.7 million in General Fund appropriations, $17.0 million in special fund appropriations, and $724.1 million from other sources of funding, including General Obligation Bonds and MICLA-issued financing.

Major capital projects include:

- Critical infrastructure repairs and improvements to address maintenance health, and safety issues at a number of City facilities. Repairs include roof repair, lead-paint removal, asbestos removal, fire/life-safety system upgrades, elevator modernization and upgrades of various other building systems. Funding is provided for only the most critical infrastructure repairs.
- Construction of and tenant improvements to three new neighborhood city halls.
- Construction of a new regional and community branch library.
- Design of replacement swimming pools at the 109th Street, Costello, Downey and Lincoln Park recreation centers.
- Pre-development activities and construction funding at various recreational centers.
- Construction of refueling stations, maintenance facilities and other infrastructure necessitated by South Coast Air Quality Management District (SCAQMD) regulations.
- Assessment and clean up of contaminated soil at City facilities, such as fueling locations.
- Construction and refurbishment of fire facilities and animal shelters.
- Design and construction of new Los Angeles Zoo animal exhibits.
- Renovation of seven City off-street parking lots, including resurfacing, installation of new lighting, fencing, landscaping and modifications required by the Americans with Disabilities Act (ADA).

On-going municipal facilities capital projects include:

- Construction of new and replacement emergency-response facilities and repair of existing police and fire department facilities.
- Tenant improvements to the recently acquired Public Works Building (Transamerica Building) for City use.
- Design and construction of a new Police headquarters in the downtown Civic Center.
- Design of the East Valley Multipurpose & Senior Center.
- Construction of replacement swimming pools at Northridge, Harvard and Lanark recreation centers.
- Reprogramming of capital projects in the Bureau of Street Services. A total of $5,372,500 had previously been appropriated for capital improvements to Asphalt Plant No. 1, Southeast Yard, Southwest Yard and Thatcher Yard through CIEP and other mechanisms. These funds will be reprogrammed to cover the costs of design for the four projects as well as the easement acquisition at Asphalt Plant No. 1 and to pay for other outstanding capital projects needs at Street Services yards and other facilities.

City Municipal Facilities projects financed by the General Fund are subject to a one percent assessment for the arts (Ordinance No. 164,244). The assessment is due on the total cost of construction, improvement or remodeling work for each CIEP project. The 2006-07 CIEP contains $130,000 from the General Fund to comply with this mandate. This assessment is also payable on MICLA-financed construction projects. These assessments will be paid out of individual project or program accounts.

The following table details the proposed amount by funding source for the 2006-07 Municipal Facilities CIEP. The program is organized into seven sections based on these funding sources:

2006-07 Proposed Amount by Funding Source

Fund	2006-07 Amount
General Fund	$ 17,744,720
Park and Recreational Sites and Facilities Fund	2,550,101
Special Parking Revenue Fund	13,026,722
Street Lighting Maintenance Assessment Fund	40,000
Arts and Cultural Facilities and Services Trust Fund	1,352,000
Sub-Total Budget	**$ 34,713,543**
MICLA Financing	46,050,000
Solid Waste Resources Revenue Fund	14,008,065
General Obligation Bonds	56,335,000
Los Angeles River Revitalization Projects	607,685,500
Sub-Total Other Funds	**$ 724,078,565**
Total Program	**$ 758,792,108**

The category rankings for all projects are based on the following criteria. Projects may qualify under multiple categories. Category rankings are in priority order:

Category 1 Projects that eliminate or mitigate health and safety hazards to City employees or the public (landfills, asbestos removal, toxic waste).

Category 2 Projects that are federal, State or otherwise legally-mandated.

Category 3 Projects that may have been previously designed and are ready for construction; projects that will have an immediate payback or are fee supported; or projects that cannot be postponed.

Category 4 Projects that improve work site efficiency or projects that have high benefit but could be postponed.

Category 5 Projects that are highly desirable, but optional.

GENERAL FUND

Monies for capital improvements to various City facilities listed in this section are funded through General Fund appropriations.

CATEGORY	PROJECT TITLE	ACTIVITY*	2006-07 AMOUNT
1, 2	**Building Hazard Mitigation**	**C**	**$ 700,000**

Funding is provided for the continued removal of unanticipated asbestos, lead paint, lead and mold hazards encountered during maintenance and construction in City buildings. This work includes hazard removal around pipe chases, air-conditioning chiller casings, roofing materials and floor tiles. Re-insulation costs are also included.

1, 2	**Citywide Elevator Repair**	**C**	**$ 850,000**

Funding is provided to repair and upgrade elevators at City-owned buildings. The Department of General Services has submitted a list of elevators in need of immediate repair. The program will replace obsolete equipment that is no longer operational due to lack of spare parts or that cannot be repaired in a timely manner.

1	**Citywide Infrastructure Improvements**	**C**	**$ 1,700,000**

Funding is provided to continue to address health and safety-related infrastructure issues on a Citywide basis. The list of projects includes safety and security repairs, air-conditioning, water supply systems, fixtures and other critical maintenance items.

2	**Contaminated Soil Removal/Mitigation**	**C**	**$ 1,500,000**

Outside consultants continue to provide soil analysis at contaminated sites and technical expertise in preparing mitigation plans for regulatory approval. Funding is provided for: consultant costs for assessments and clean-up plans; contaminated soil clean up at City facilities such as fueling locations; and, continued in-house site assessments when needed.

1	**Convention Center**	**C**	**$ 615,000**

Funding is provided to complete replacement of the West Hall Loading Dock Slab and to begin a three-year effort to rehabilitate the South Exhibit Hall floor. The West Hall work is required to prevent water seepage into the West Hall parking garage below. The South Exhibit Hall work is required to repair cracks in the floor.

2	**Fire – Underground Fuel Tank Removal**	**D, C**	**$ 540,000**

Funding is provided to remove underground fuel tanks at four fire stations. These fire stations are being replaced through Proposition F and the removal of underground tanks at the old stations is not an eligible cost of Proposition F. This tank removal effort will continue into the next year based on the scheduled opening dates of the new stations.

3	**General Services Small Equipment Shop**	**D, C**	**$ 500,000**

Funding is provided to convert a warehouse located at the Recreation and Park Central Services Yard into a Department of General Services Fleet Services Repair Facility. The responsibility for repair and maintenance of small equipment was transferred to the Department of General Services in 2005-06. The conversion includes lighting, heating, vehicle hoists, electrical upgrades, restrooms, locker rooms, offices and a tool room.

1	**Library – Central Library – Fire Life Safety**	**D, C**	**$ 944,000**

Funding is provided to replace the Library AC II fire alarm system. The system is no longer manufactured and has reached the end of its useful life. The project will include the installation of new fire alarm control panels, smoke control panels, audio evacuation system, and the replacement of life-safety speakers and strobes with ADA compliant devices, smoke detectors, pull stations and sprinkler monitoring modules.

3	**Library – Exposition Park Library**	**C**	**$**	**4,895,000**

Funding is provided for the construction of a new 14,500 square foot regional branch library within Martin Luther King Jr. Park. The new facility will be constructed to meet the Leadership in Energy and Environmental Design (LEED) certified Gold standard for building sustainability. A portion of this funding ($1,360,000) is available as the result of the sale of library surplus property. The total cost of the project is $11.1 million and includes Federal CDBG funds, Economic Development Administration Matching Funds, Proposition DD (Library Bond) contingency funding and General Fund contributions (see Library Department Bluebook Item 15).

3	**Library – Silver Lake Library**	**C**	**$**	**3,570,720**

Funding is provided for the construction of a new 13,800 square foot community branch library. The new facility will be constructed to meet the LEED certified Gold standard for building sustainability. The total cost of the project is $15.9 million, which includes the costs of $3.0 million for land acquisition and $2.0 million for below grade parking. The project is funded by Proposition DD contingency funds, interest earnings and the General Fund. (see Library Department Bluebook Item 15).

3	**MacArthur Park EIR**	**PP**	**$**	**200,000**

Funding is provided to do a full environmental analysis to include all anticipated MacArthur Park improvements: Bandshell renovation, synthetic meadow and youth play area, boathouse renovation and improved security and area lighting in the context of historic Park elements.

3	**Pecan Outdoor Basketball Courts**	**C**	**$**	**150,000**

Funding is provided to supplement existing project funds to complete the repair and renovation of the existing outdoor basketball court.

3	**Pedlow Hockey Rink**	**PP**	**$**	**200,000**

Funding is provided to begin predevelopment work and environmental analysis for this project.

1	**Roof Repair**	**C**	**$**	**800,000**

Funding is provided for roof repairs at City facilities with the most critical problems.

3	**Valley College Bridge**	**C**	**$**	**250,000**

Funding is provided to supplement State Proposition 12 project funds to demolish and reconstruct the Valley College Bridge conform with modern seismic and ADA standards.

3	**Venice Skate Park**	**C**	**$**	**200,000**

Funding is provided to supplement existing project funds to construct a new 12,000 square foot in-ground skate park at the old Damson Oil site. The concrete slab of the skate park will serve as a cap over the old oil site to complete the mitigation of the impact from the oil facility.

2	**One Percent for the Arts**	**C**	**$**	**130,000**

Funds are provided for the one percent assessment on General Fund projects. The construction portion of the City's capital improvement program is subject to a one-percent assessment for the arts. Funds provided represent the one percent assessment on General Fund projects. Projects funded through special funds or through MICLA financing will be assessed separately. Fee assessments on General Fund projects are transferred to the Arts and Cultural Facilities and Services Trust Fund on an annual basis.

Subtotal General Fund		**$ 17,744,720**

* “PP” indicates preliminary study. “D” indicates design. “C” indicates construction work. “R/W” indicates land or building acquisition.

PARK AND RECREATIONAL SITES AND FACILITIES FUND

Monies for capital improvements to Department of Recreation and Parks facilities included in this program are generated by a dwelling unit tax assessed on new construction in the City.

CATEGORY	PROJECT TITLE	ACTIVITY*	2006-07 AMOUNT
3	**Various Recreation and Parks Facilities**	**C**	**$ 2,050,101**

Funding is provided to construct and complete various projects that have already been approved and are under construction. These funds will be used to offset known project shortfalls. Allocations to specific projects will be approved by the Mayor and City Council.

3	**Pool Refurbishment Program**	**C**	**$ 500,000**

Funding is provided for general refurbishment and maintenance of B, C and D pools that are repairable. Pool refurbishment priorities will be coordinated with the Bureau of Engineering and Recreation and Parks upon recommendation by the L.A. for Kids Steering Committee and approval by the Mayor and City Council.

Subtotal Park and Recreational Sites and Facilities Fund** **$ 2,550,101**

* "PP" indicates preliminary study. "D" indicates design. "C" indicates construction work. "R/W" indicates land or building acquisition.
** Allocations to specific projects will be provided by the City Administrative Officer in accordance with Council policy or direction. The City Administrative Officer is further authorized to approve all necessary appropriation documents to implement the allocations for specific projects.

SPECIAL PARKING REVENUE FUND

Parking meter fees and revenues from off-street parking lots generate monies for capital improvements to the parking lots.

CATEGORY	PROJECT TITLE	ACTIVITY*	2006-07 AMOUNT
3	**Parking Lot Improvements**	**D, C**	**$ 13,026,722**

Funding is provided to complete design and/or construction of upgrades to existing City off-street parking lots. Construction work includes the installation of new lot lighting, pavement or re-pavement of lots, installation of security fencing, improvements to landscaped areas and other improvements required by the Americans with Disabilities Act. Funding is provided for the following:

CD #	Lot #	Project Title	Activity	Allocation
3	640	Reseda OSP	C	$26,722
11	757	Abbot Kinney Parking	PP	300,000
13	702	Encore Hall	C	5,300,000
14	n/a	Blossom Plaza	PP	4,000,000
1	n/a	Antes Columbus	PP	2,000,000
9	n/a	Judge John Aiso	C	1,000,000
9	753	Mangrove	C	400,000
Subtotal Special Parking Revenue Fund				**$ 13,026,722**

* “PP” indicates preliminary study. “D” indicates design. “C” indicates construction work. “R/W” indicates land or building acquisition.

MICLA-ISSUED FINANCING

Proceeds from the issuance by MICLA of certificates of participation or other types of debt financing will be used to finance the projects listed below. The debt service payments associated with these types of financing will be funded by the City through an annual appropriation of General or Special Funds. The recommended amounts shown are based on current estimates. Actual issuance will reflect current market reality and related circumstances at that time and will most likely differ from the amounts shown here.

The following Municipal Facilities projects have been proposed for MICLA-issued financing.

CATEGORY	PROJECT TITLE	ACTIVITY*	2006-07 AMOUNT
2	**Alternative Fuel Infrastructure**	**D, C**	**$ 2,870,000**

Funding is provided for installation and maintenance of alternative fuel infrastructure at Topanga Yard Fueling Station, 7th Street Sweeper Shop and 7th Street Heavy Duty Shop as necessitated by South Coast Air Quality Management District (SCAQMD) regulations.

3	**Cultural Affairs – El Pueblo Improvements**	**D, C**	**$ 2,400,000**

Funding is provided for the restoration of a historically significant mural and the construction of a permanent shelter and bridge, a viewing platform and the renovation of the Sepulveda House as a tri-lingual visitor's education center and business interruption costs. Additional funding of $1,352,000 is provided through the Arts and Cultural Facilities and Services Trust Fund for total funding in 2006-07 of $3,752,000.

3	**Fleet Services Auto Body Repair Shop**	**D, C**	**$ 2,000,000**

Funding is provided to rebuild the current auto body repair shop as it is inadequate in size and scope to properly and economically repair City vehicles. The shop is a 20 year old tin building in poor condition. The new facility will add additional capacity to General Services' vehicle repair operations, eliminating the need to contract out part of this function.

3	**Swimming Pool Design**	**D**	**$ 3,000,000**

Funding is provided for predevelopment and design of replacement pools at 109th Street, Costello, Downey and Lincoln Park Recreation Centers. Funds for both Lincoln and Downey will supplement predevelopment and design funds which were already set aside in 2005-06.

3	**Neighborhood City Hall – Council District 7**	**C**	**$ 7,280,000**

Funding is provided to construct a two-story 12,700 square foot building, that may include 2,500 of commercial space and subterranean parking. The total cost of the project is $17,680,000. This project has received funding of $10,400,000 to fund land acquisition, design and partially fund construction in previous budget actions. The CRA has pledged $3,000,000 for this project. At this time, these funds have not been authorized. The project has been fully designed and is ready for construction.

3	**Neighborhood City Hall – Council District 9**	**C**	**$ 8,500,000**

Funding is provided to construct a 9,500 square foot building that will be constructed to meet the LEED certified Silver standard for building sustainability. The total cost of the project is $13,500,000. This project has received funding of $5,050,000 in previous budget actions. This project has been fully designed and is ready for construction.

3	**Neighborhood City Hall – Council District 14**	**C**	**$ 4,000,000**

Funding is provided to perform tenant improvements to this building after purchase. Acquisition of this building is expected to occur in 2006. Upon acquisition, GSD will perform code-related repairs with previously budgeted funds. In addition, tenant improvements will be required. The total cost of this project is estimated at $12,175,000.

3	**Zoo – Capital Improvement Program**	**D, C**	**$ 16,000,000**

Funding is provided to pay for design and construction costs of the five remaining Zoo Capital Improvement projects. Two projects, the Rain Forest of the Americas and the Reptile and Insect House are in design and require additional design funds. Additional funding will be required in 2007-08 for construction costs.

One project, the Gorilla Holding Area and Exhibit, is in construction. Two projects, the Pachyderm Forest and Golden Monkey Exhibit, are in final design and should be ready for construction bid/award in 2006-07. These three projects are funded from a variety of sources, including Los Angeles County Proposition A-2, Proposition CC, GLAZA and MICLA. The scope of work for the Pachyderm Forest Project includes a yard of over three acres.

Subtotal MICLA Financing **$ 46,050,000**

* “PP” indicates preliminary study. “D” indicates design. “C” indicates construction work. “R/W” indicates land or building acquisition.

SOLID WASTE RESOURCES REVENUE FUND

Proceeds from the issuance of certificates of participation or other types of debt financing will be used to finance the projects listed below. The debt service associated with this financing will be funded through the Solid Waste Resources Revenue Fund.

CATEGORY	PROJECT TITLE	ACTIVITY*	2006-07 AMOUNT
3	**Central Los Angeles Recycling and Transfer Station**	**D, C**	**$ 1,720,000**

Funding is provided for on-going maintenance and upgrades of this facility. Projects include incremental replacement of the tipping floor, upgrading locker rooms, repaving traffic areas with concrete and upgrading the odor control system.

3	**East Valley Yard Container Services Locker Room Building**	**D, C**	**$ 1,088,065**

Funding is provided to convert part of the existing container repair facility into locker rooms, restrooms and an assembly room for meetings. Existing locker room facilities at the East Valley Yard were designed to accommodate the refuse collection vehicle drivers but did not take into account the needs of the container rollout staff.

3	**Harbor Yard Replacement**	**PP, D**	**$ 1,800,000**

Funding is provided for development of a Master Plan and preliminary design of a new refuse collection yard.

3	**Lopez Canyon Environmental Center**	**C**	**$ 1,000,000**

Funding is provided for the construction of an environmental center at the closed Lopez Canyon Landfill.

3	**North Central Yard Reconstruction**	**D, C**	**$ $5,000,000**

Funding is provided to design and construct a new Liquid Natural Gas refueling station and for the design of a replacement yard.

3	**SAFE Centers**	**C**	**$ 2,500,000**

Funding is provided to construct four additional SAFE centers for the collection of solvents, automotives, flammables and electronics.

3	**South District Yard**	**C**	**$ 500,000**

Funding is provided for the installation of a fuel canopy with lighting and to upgrade the existing clarifier to a larger size.

2	**Stormwater Mitigation**	**PP, D, C**	**$ 200,000**

Funding is provided for the installation of clarifiers at various refuse collection yards. A clarifier is a reinforced concrete box-shaped structure that filters contaminated water before it is discharged to the storm drain system. Contaminated water needs to be run through clarifiers to meet stormwater discharge requirements.

3	**Various Yard Upgrades**	**D, C**	**$ 200,000**

Funding is provided for miscellaneous upgrades at various refuse collection yards.

Subtotal Solid Waste Resources Revenue Fund **$ 14,008,065**

* "PP" indicates preliminary study. "D" indicates design. "C" indicates construction work. "R/W" indicates land or building acquisition.

GENERAL OBLIGATION BONDS

This section identifies the anticipated bond issuance for 2006-07 for voter-approved General Obligation Bond projects. The amounts shown are for informational purposes only and are subject to change prior to Mayor and Council approval of a formal expenditure program. General Obligation Bonds represent an indebtedness of the City secured by its full faith and credit. An ad valorem tax on real property is levied to pay the principal and interest on General Obligation Bonds. Projects include the renovation and construction of police facilities, fire facilities, animal shelters, branch libraries and zoo facilities. The reinforcement, renovation and replacement of City-owned seismically deficient bridges and buildings and the installation of fire/life safety systems in City buildings are also included.

CATEGORY	PROJECT TITLE	ACTIVITY*	2006-07 AMOUNT
1, 2	**Fire Facilities Bond Program**	**R/W, D, C**	**$29,360,000**

In November 2000, the voters approved Proposition F, which authorized the issuance of $378.5 million in General Obligation Bonds to finance the construction and expansion of 19 neighborhood fire/paramedic stations and an emergency air operations/helicopter maintenance facility. Bonds were sold in 2001-02 ($113.1 million), 2002-03 ($49.2 million), 2003-04 ($97 million) and 2005-06 ($89.8 million). The estimated bond issuance for 2006-07 is expected to be $29.4 million, which would complete the $378.5 million authorized by the voters. Major milestones scheduled for 2006-07 are:

PROJECT	COUNCIL DISTRICT**	MILESTONE
Air Operations	2	Completion
Fire Station No. 81	6	Completion
Fire Station No. 89	2	Completion
Fire Station No. 82	4	Design; Bid & Award
Fire Station No. 78	5	Construction
Fire Station No. 5	11	Completion
Fire Station No. 43	11	Completion
Fire Station No. 62	11	Completion
Fire Station No. 77	7	Completion
Fire Station No. 64	8	Construction
Fire Station No. 4	9	Construction
Fire Station No. 21	9	Construction
Fire Station No. 13	10	Construction
Fire Station No. 94	10	Design; Bid and Award
Fire Station No. 59	11	Completion
Fire Station No. 83	11	Completion
Fire Station No. 84	11	Completion
Fire Station No. 87	12	Construction
Fire Station No. 36	15	Completion
Fire Station No. 65	15	Completion

* “PP” indicates preliminary study. “D” indicates design. “C” indicates construction work. “R/W” indicates land or building acquisition.
** Actual location of some sites is not yet determined.

GENERAL OBLIGATION BONDS (cont.)

CATEGORY	PROJECT TITLE	ACTIVITY*	2006-07 AMOUNT
1, 2	**Animal Services Bond Program**	**R/W, D, C**	**$10,975,000**

In November 2000, the voters approved Proposition F, which authorized the issuance of $154.1 million in General Obligation Bonds to finance the construction and refurbishment of eight animal shelters. Bonds have been issued for land acquisition, design and construction in 2001-02 ($37 million), 2002-03 ($31 million) and 2003-04 ($75 million). No bonds were issued in 2004-05 and 2005-06. The estimated bond issuance for 2006-07 is $10.975 million, which would complete the $154.1 million authorized by the voters. Major milestones scheduled for 2006-07 are:

PROJECT	COUNCIL DISTRICT	MILESTONE
North Central Animal Service Center	1	Completion
East Valley Animal Service Center	6	Completion
North East Valley Animal Service Center	7	Completion
South LA Annex Animal Service Center	10	Completion
South LA New Animal Service Center	8	Design, Bid & Award
West Los Angeles Animal Service Center	11	Completion
West Valley Animal Service Center	12	Completion
Harbor Animal Service Center	15	Completion

CATEGORY	PROJECT TITLE	ACTIVITY*	2006-07 AMOUNT
1	**Police-Fire-Paramedic Citywide Security**	**C**	**$16,000,000**

In March 2002, the voters approved Proposition Q, which authorized the issuance of $600 million in General Obligation Bonds to finance new and replacement emergency response facilities and police stations and repair existing police and fire facilities. Net proceeds have been received for land acquisition, design and construction in 2002-03 ($155.6 million), 2003-04 ($70 million) and 2004-05 ($374.4 million). As a result of bond premiums received at the time of each issuance, the City netted a full $600 million while borrowing only $584 million. The remaining $16 million in borrowing authorization will be issued in 2006-07 for construction cost increases. Major milestones scheduled for 2006-07 are:

PROJECT	COUNCIL DISTRICT	MILESTONE
Emergency Operations Center/Fire Dispatch Center/Police Operations	9	Construction
Hollenbeck Replacement Station	14	Bid & Award, Construction
West Valley Police Station	3	Completed
Rampart Replacement Station	1	Construction
Harbor Replacement Station	15	Construction
Mid-City New Station	1	Construction
Valley New Station	12	Construction
Metro Replacement Jail	9	Construction
Metro Bomb Squad Facility	1	Completion
Valley Bomb Squad Facility	12	Completion
Renovations/Capital Improvements of Existing Police Stations	Various	Construction
Renovations/Capital Improvements of Existing Fire Stations	Various	Construction

* "PP" indicates preliminary study. "D" indicates design. "C" indicates construction work. "R/W" indicates land or building acquisition.

Valley Traffic Division/Bureau Headquarters	6	Construction

GENERAL OBLIGATION BONDS (cont.)

CATEGORY	PROJECT TITLE	ACTIVITY*	2006-07 AMOUNT
1, 2	**Seismic Improvement Bond Program**	**D, C**	**No Issuance**

In June 1990, the voters approved the issuance of $376 million in General Obligation Bonds to reinforce, renovate and replace City-owned seismically deficient bridges and buildings. The identified structures will be retrofitted to be in full compliance with all building codes. Therefore, asbestos removal, disabled access and building renovations required by the seismic retrofit will be included. To date, all bonds authorized by voters have been issued. The City Hall Seismic Rehabilitation Project, which started in September 1997, was completed in July 2001.

CATEGORY	PROJECT TITLE	ACTIVITY*	2006-07 AMOUNT
1, 2	**Branch Library Bond Construction Program - 1998**	**D, C**	**No Issuance**

In November 1998, the voters approved Proposition DD, which authorized the issuance of $178.3 million in General Obligation Bonds to finance the new construction and/or renovation of various branch libraries. The bonds were sold as follows: $53.4 million in 1999, $88.4 million in 2000 and $36.5 million in 2001. Originally, there were 32 projects in this construction program. One additional project was added to the program in September 2002. Three additional projects were added to the program in June 2004, for a total of 36 projects. To date, 33 projects have been completed, one is under construction, and two are scheduled to begin construction within the year. (See CIEP – General Fund)

CATEGORY	PROJECT TITLE	ACTIVITY*	2006-07 AMOUNT
1	**Los Angeles Zoo Improvement Program**	**D, C**	**No Issuance**

In November 1998, the voters approved Proposition CC, which authorized the issuance of $47.6 million in General Obligation Bonds to finance the design and construction of major Zoo projects and infrastructure repairs. The bonds were sold as follows: $6.5 million in 1999-00, $15 million in 2001-02 and $26.1 million in 2002-03. Out of the 12 projects funded by Proposition CC, four projects are complete, two are in the close-out phase, one is in construction, four projects are in design and one project is in development.

Sub-total General Obligation Bond Program **$ 56,335,000**

* "PP" indicates preliminary study. "D" indicates design. "C" indicates construction work. "R/W" indicates land or building acquisition.

STREET LIGHTING MAINTENANCE ASSESSMENT FUND

Monies for capital improvements to the street lighting system included in this program are generated by collection of assessments for the maintenance or improvement of street lighting in or along public streets, alleys or other public places.

CATEGORY	PROJECT TITLE	ACTIVITY*	2006-07 AMOUNT
2	**Sewer Line Replacement**	**D, C**	**$ 40,000**

Funding is provided to replace the lateral sewer line extending from the Street Lighting's District Yard facility to the main sewer line. The roots of old ficus trees have grown into the ground and have damaged the sewer line.

* "PP" indicates preliminary study. "D" indicates design. "C" indicates construction work. "R/W" indicates land or building acquisition.

ARTS AND CULTURAL FACILITIES AND SERVICES TRUST FUND

Monies in this fund are derived from 1) an amount equal to one percent of the total cost of construction of City public works capital projects and 2) an amount equal to the amount that would be derived from a transient occupancy tax imposed at the rate of one percent. These monies can be used for acquisition of publicly accessible art work, acquisition of arts and cultural facilities, provision of arts and cultural services, restoration of existing art work and administration of the Public Works Art Improvement Program and other operations of the Cultural Affairs Department.

CATEGORY	PROJECT TITLE	ACTIVITY*	2006-07 AMOUNT
3	**El Pueblo Improvements**	**D, C**	**$ 1,352,000**

Funding is provided for the restoration of a historically significant mural and the construction of a permanent shelter and bridge, a viewing platform and the renovation of the Sepulveda House as a tri-lingual visitor's education center. Additional funding of $2,400,000 is provided through MICLA for total funding in 2006-07 of $3,752,000.

* "PP" indicates preliminary study. "D" indicates design. "C" indicates construction work. "R/W" indicates land or building acquisition.

LOS ANGELES RIVER REVITALIZATION PROJECTS

CATEGORY	PROJECT TITLE	ACTIVITY*	2006-07 AMOUNT
1	Los Angeles River Revitalization Program	PP, D, C	$ 607,685,500**

This program includes all capital projects relating to, or adjacent to, the Los Angeles River. For 2006-07, there are 42 ongoing capital projects totaling approximately $608 million. Thirty of these ongoing projects are bridge projects which traverse the Los Angeles River and various flood control channels. The remaining projects include recreational bike paths, parks, riparian system restoration, mitigation projects that reduce the amount of trash entering the stormwater system and the development of the Los Angeles River Revitalization Master Plan. The total estimated expenditure for 2006-07 is $45 million. Funding for these projects is provided through a variety of funding sources. A listing of the projects is provided in the latter portion of this Section.

Sub-total Los Angeles River Revitalization Program **$ 607,685,500**

TOTAL CAPITAL IMPROVEMENT EXPENDITURE PROGRAM MUNICIPAL FACILITIES **$ 758,792,108**

* "PP" indicates preliminary study. "D" indicates design. "C" indicates construction work. "R/W" indicates land or building acquisition.
** The funding amount represents total project costs for all Los Angeles River Revitalization Projects that are active during the 2005-06 fiscal year.

2006-07 MUNICIPAL FACILITIES
CAPITAL IMPROVEMENT EXPENDITURE PROGRAM
LISTING OF PROJECTS BY USER DEPARTMENT OR PROJECT CATEGORY

DEPARTMENT/CATEGORY	PROJECT	2006-07 AMOUNT
ANIMAL SERVICES	Animal Shelters	$ 10,975,000
BUILDINGS & FACILITIES	Building Hazard Mitigation	700,000
	Citywide Elevator Repairs	850,000
	Citywide Infrastructure Improvements	1,700,000
	Contaminated Soil Removal	1,500,000
	Roof Repair	800,000
CONVENTION CENTER	South Hall and West Hall repairs	615,000
CULTURAL AFFAIRS	One Percent for Arts	130,000
	El Pueblo Improvements	3,752,000
FIRE FACILITIES	Fire Stations	29,360,000
	Underground Tank Removals	540,000
GENERAL SERVICES	Fleet Services Auto Repair Facility	2,000,000
	Warehouse Conversion	500,000
LIBRARIES	Central Library - Fire Life Safety	944,000
	Exposition Park	4,895,000
	Silver Lake	3,570,720
LOS ANGELES RIVER	Revitalization Projects	607,685,500
LOS ANGELES ZOO	Zoo Capital Improvement Program	16,000,000
NEIGHBORHOOD CITY HALL		
	Council District 7	7,280,000
	Council District 9	8,500,000
	Council District 14	4,000,000
OFF-STREET PARKING LOTS	Parking Lot Improvements	13,026,722
POLICE FACILITIES	Police-Fire-Paramedic Citywide	16,000,000
RECREATION AND PARKS	Pool Refurbishment	500,000
	Swimming Pool Design	3,000,000
	Various Park Facilities	3,050,101
SEISMIC REINFORCEMENT		--
STREET LIGHTING	Sewer Line Repair	40,000
YARDS--SANITATION	Sanitation Yard Retrofit	14,008,065
YARDS--VARIOUS	Alternative Fuel Infrastructure	2,870,000
TOTAL CAPITAL IMPROVEMENT EXPENDITURE PROGRAM		**$ 758,792,108**

LOS ANGELES RIVER REVITALIZATION PROJECTS

Listing of projects relating to the Los Angeles River. Informational Only.

FISCAL YEAR 2006-07

CD	MAJOR PROJECTS DESCRIPTION	Status	Funding Source	Project Amount	2006-07 Estimated Expenditures	Timeline and Duration of Project
	BRIDGE PROJECTS					
1	**AVENUE 19 EAST OVER ARROYO SECO CHANNEL** - BRIDGE WIDENING & SEISMIC RETROFIT	CONSTRUCTION	SEISMIC BOND PROGRAM, HIGHWAY BRIDGE REPLACEMENT & REHABILITATION	5,500,000	2,500,000	YEAR 6 OF 7
1	**AVENUE 19 WEST OVER ARROYO SECO CHANNEL** - BRIDGE WIDENING AND SEISMIC RETROFIT	CONSTRUCTION	SEISMIC BOND PROGRAM, HIGHWAY BRIDGE REPLACEMENT & REHABILITATION	5,500,000	2,500,000	YEAR 6 OF 7
1	**RIVERSIDE DRIVE OVER LOS ANGELES RIVER (0160)-** BRIDGE REPLACEMENT AND BIKEWAYS	DESIGN	SEISMIC BOND PROGRAM, MTA PROPOSITION C	21,800,000	556,000	YEAR 6 OF 10
1	**RIVERSIDE DRIVE OVER LOS ANGELES RIVER(1932) -** NEW BOX GIRDER & RE-ALIGN BRIDGE DECK	DESIGN	HIGHWAY BRIDGE REPLACEMENT & REHABILITATION	13,400,000	350,000	YEAR 6 OF 10
1	**NORTH MAIN OVER LOS ANGELES RIVER-** BRIDGE WIDENING & SEISMIC RETROFIT	DESIGN	HIGHWAY BRIDGE REPLACEMENT & REHABILITATION	6,300,000	200,000	YEAR 2 OF 5
1	**VIA MARISOL OVER LOS ANGELES RIVER-** BRIDGE WIDENING & SEISMIC RETROFIT	DESIGN	HIGHWAY BRIDGE REPLACEMENT & REHABILITATION	3,900,000	-	YEAR 1 OF 5
1	**SAN FERNANDO RD AT ARROYO SECO CHANNEL-** BRIDGE WIDENING & SEISMIC RETROFIT	DESIGN	HIGHWAY BRIDGE REPLACEMENT & REHABILITATION	5,200,000		YEAR 1 OF 4
1	**NORTH SPRING STREET OVER LOS ANGELES RIVER -** BRIDGE WIDENING	DESIGN	MTA PROPOSITION C, HIGHWAY BRIDGE REPLACEMENT & REHABILITATION	25,000,000	800,000	YEAR 6 OF 9
2	**COLFAX AVENUE OVER LOS ANGELES RIVER** - BRIDGE WIDENING	DESIGN	SEISMIC BOND PROGRAM, HIGHWAY BRIDGE REPLACEMENT & REHABILITATION	8,100,000	-	YEAR 5 OF 9
2	**MOORPARK S OVER TUJUNGA WASH-**BRIDGE WIDENING & SEISMIC RETROFIT	BID & AWARD	HIGHWAY BRIDGE REPLACEMENT & REHABILITATION	3,600,000	-	YEAR 3 OF 5
2	**FOOTHILL BLVD AT TUJUNGA WASH-**BRIDGE WIDENING & SEISMIC RETROFIT	DESIGN	HIGHWAY BRIDGE REHABILITATION & REPLACEMENT, MTA PROPOSITION C	8,540,000	2,700,000	YEAR3 OF 6
2	**RADFORD AVENUE AT LOS ANGELES RIVER-** BRIDGE WIDENING & SEISMIC RETROFIT	DESIGN	HIGHWAY BRIDGE REPLACEMENT & REHABILITATION	2,100,000	-	YEAR 2 OF 8
2	**TUJUNGA AVENUE AT LOS ANGELES RIVER-** REPLACE AND WIDEN BRIDGE DECK	DESIGN	HIGHWAY BRIDGE REPLACEMENT & REHABILITATION	3,500,000	1,500,000	YEAR 5 OF 7
2,5	**RIVERSIDE DRIVE OVER TUJUNGA WASH** - SEISMIC RETROFIT	CONSTRUCTION	SEISMIC BOND PROGRAM	462,000	190,000	YEAR 5 OF 6
3	**CANOGA AVENUE OVER LOS ANGELES RIVER** - BRIDGE WIDENING	CONSTRUCTION	SEISMIC BOND PROGRAM, HIGHWAY BRIDGE REPLACEMENT & REHABILITATION	2,900,000	1,100,000	YEAR 6 OF 6
3	**CORBIN AVENUE OVER LOS ANGELES RIVER** - BRIDGE WIDENING AND SEISMIC RETROFIT	CONSTRUCTION	SEISMIC BOND PROGRAM	2,900,000	1,200,000	YEAR 6 OF 6
3	**MASON AVENUE BRIDGE OVER LOS ANGELES RIVER** - BRIDGE WIDENING AND SEISMIC RETROFIT	CONSTRUCTION	SEISMIC BOND PROGRAM	2,900,000	1,200,000	YEAR 6 OF 6
3	**TAMPA AVE. OVER LOS ANGELES RIVER** - BRIDGE WIDENING, SEISMIC RETROFIT, BIKE UNDERPASS	DESIGN	SEISMIC BOND PROGRAM, HIGHWAY BRIDGE REPLACEMENT & REHABILITATION, MTA PROPOSITION C	5,930,000	2,200,000	YEAR 6 OF 7
3	**VANOWEN ST OVER LOS ANGELES RIVER** - BRIDGE WIDENING, SEISMIC RETROFIT, BIKE UNDERPASS	DESIGN	SEISMIC BOND PROGRAM, HIGHWAY BRIDGE REPLACEMENT & REHABILITATION	7,500,000	2,800,000	YEAR 6 OF 7
3	**VICTORY BOULEVARD OVER LOS ANGELES RIVER** - SEISMIC RETROFIT	CONSTRUCTION	SEISMIC BOND PROGRAM	1,100,000	322,000	YEAR 5 OF 5

3	**WINNETKA AVE. OVER LOS ANGELES RIVER** - BRIDGE WIDENING, SEISMIC RETROFIT, BIKE UNDERPASS	DESIGN	SEISMIC BOND PROGRAM, HIGHWAY BRIDGE REPLACEMENT & REHABILITATION, MTA PROPOSITION C	5,800,000	2,100,000	YEAR 6 OF 7
4,13	**GLENDALE-HYPERION OVER LOS ANGELES RIVER** - BRIDGE WIDENING AND SEISMIC RETROFIT (Four Projects)	PRE-DESIGN	HIGHWAY BRIDGE REPLACEMENT & REHABILITATION, MTA PROPOSITION C	30,700,000	750,000	YEAR 6 OF 10
5	**FULTON AVENUE AT LA RIVER-**BRIDGE WIDENING & NEW SUBSTRUCTURE	DESIGN	HIGHWAY BRIDGE REPLACEMENT & REHABILITATION	2,200,000	-	YEAR 2 OF 5
6	**VANOWEN AT BULL CREEK-**BRIDGE WIDENING & SEISMIC RETROFIT	DESIGN	HIGHWAY BRIDGE REPLACEMENT & REHABILITATION, MTA PROPOSITION C	2,900,000	40,000	YEAR 3 OF 5
6	**LAUREL CANYON BLVD AT TUJUNGA WASH-** BRIDGE WIDENING, CONSTRUCT NEW SUBSTRUCTURE AND BIKE ACCESS LANES	RIGHT-OF-WAY ACQUISITION	MTA PROPOSITION C AND HIGHWAY BRIDGE REPLACEMENT & REHABILITATION	2,000,000	-	YEAR 5 OF 7
7	**GLENOAKS OVER TUJUNGA WASH-**BRIDGE WIDENING & SEISMIC RETROFIT	RIGHT-OF-WAY ACQUISITION	HIGHWAY BRIDGE REPLACEMENT & REHABILITATION	2,900,000	200,000	YEAR 3 OF 5
9,14	**FIRST STREET OVER LOS ANGELES RIVER -** BRIDGE WIDENING FOR LIGHT RAIL	CONSTRUCTION	SEISMIC BOND PROGRAM, HIGHWAY BRIDGE REPLACEMENT & REHABILITATION, MTA PROPOSITION C	51,900,000	5,000,000	YEAR 6 OF 8
12	**OWENSMOUTH AVENUE-**BRIDGE WIDENING & SEISMIC RETROFIT	BID & AWARD	HIGHWAY BRIDGE REPLACEMENT & REHABILITATION	2,400,000	500,000	YEAR 3 OF 5
13	**FLETCHER DRIVE OVER LOS ANGELES RIVER** - SEISMIC RETROFIT	DESIGN	SEISMIC BOND PROGRAM	6,300,000	200,000	YEAR 5 OF 8
14	**SIXTH STREET AT LA RIVER-** HISTORIC BRIDGE REPLACEMENT	PRE-DESIGN	$14M HIGHWAY BRIDGE REPLACEMENT & REHABILITATION; PRIMARY FUNDING PENDING	112,000,000	1,600,000	YEAR 1 OF 14
	TOTAL-BRIDGE PROJECTS:			**$ 355,232,000**	**$ 30,508,000**	
	WATERSHED PROJECTS					
4	**NORTH ATWATER PARK -** ADD 1.17 ACRES OF NEW PARK SPACE; RESTORE RIPARIAN SYSTEM TRIBUTARY TO LA RIVER	PRE-DESIGN	COLLECTION SYSTEM AGREEMENT PROJECTS	5,600,000	-	YEAR 3 OF 10
1,9,13,14, 15	**CATCH BASIN INSERT AND COVERINGS PROGRAM PHASE I-**INSTALLATION OF CATCH BASIN SCREENS TO REDUCE TRASH ENTERING THE LA RIVER AND BALLONA CREEK	UNDERWAY	PROPOSITION O	17,800,000	1,600,000	YEAR 6 OF 8
	TOTAL-WATERSHED PROJECTS:			**$ 23,400,000**	**1,600,000**	

LOS ANGELES RIVER REVITALIZATION PROJECTS (CONTINUED)

CD	MAJOR PROJECTS DESCRIPTION	Status	Funding Source	Project Amount	2005-06 Estimated Expenditures	Timeline and Duration of Project
	PARKS & FACILITIES PROJECTS					
2, 5, 6	**LOS ANGELES RIVERFRONT PARK** - PHASE II GREENING ALONG STUDIO CITY, SHERMAN OAKS, ENCINO AREA	CONSTRUCTION	PROPOSITION K PROGRAM	2,101,000	500,000	YEAR 2 OF 3
4, 13	**HEADWORKS RESERVOIR PROJECT** - NEW CONSTRUCTION OF UNDERGROUND STORAGE RESERVOIR TO REPLACE SILVER LAKE & IVANHOE RESERVOIRS	PLANNING	DEPARTMENT OF WATER AND POWER FUNDS	180,000,000	2,000,000	YEAR 4 OF 11
4,13	**HEADWORKS ECOSYSTEM RESTORATION PROJECT -** PARTNERING WITH THE ARMY CORPS TO DEVELOP WETLANDS, HABITAT RESTORATION AND OTHER PUBLIC BENEFITS TO FORMER HEADWORKS SPREADING GROUNDS	FEASIBILITY	ARMY CORPS, DEPARTMENT OF WATER AND POWER	15,000,000	350,000	YEAR 4 OF 11
1	**TAYLOR YARDS** - DEVELOPMENT OF 40 ACRES FOR SPORTS FIELDS AND PASSIVE PARK	CONSTRUCTION	PROPOSITION 40, URBAN DEVELOPMENT ACTION GRANT*	17,000,000	6,500,000	YEAR 3 OF 3
	TOTAL-PARKS & FACILITIES PROJECTS:			**$ 214,101,000**	**$ 9,350,000**	
	TRANSPORTATION PROJECTS					
1	**LA RIVER BIKE PATH PHASE 3** - DESIGN OF A BIKEWAY PATH FROM BARCLAY AVENUE TO NORTH SPRING STREET	DESIGN	MTA, PROPOSITION C	1,000,000	500,000	YEAR 3 OF 3
1	**TAYLOR YARD BIKE BRIDGE AND PATH**- DESIGN OF A BRIDGE BIKEWAY PATH AND PARK BIKEWAY PATH	DESIGN	MTA, PROPOSITION C	3,777,000	700,000	YEAR 3 OF 4
13	**LA RIVER BIKE PATH PHASE 1C** - ACQUISITION OF RIGHT-OF-WAY FOR CLASS I BIKEWAY PATH	RIGHT-OF-WAY	MTA, PROPOSITION C & TRANSPORTATION DEVELOPMENT ACT FUND	3,500,000	500,000	YEAR 3 OF 3
	TOTAL-TRANSPORTATION PROJECTS:			**$ 8,277,000**	**$ 1,700,000**	
	OTHER PROJECTS					
ALL	**LA RIVER REVITALIZATION MASTER PLAN-**LA RIVER MASTER PLAN, INCLUDING GOVERNANCE ALTERNATIVES, ECONOMIC AND ENVIRONMENTAL DEVELOPMENT OPTIONS, AND AN ENVIRONMENTAL IMPACT REPORT.	PLANNING	DEPARTMENT OF WATER AND POWER FUNDS	3,000,000	1,831,000	YEAR 3 OF 3
ALL	**LOS ANGELES RIVER ECOSYSTEM RESTORATION-**EVALUATE 32 MILES OF LA RIVER AND INCORPORATE WATERSHED APPROACH TO RESTORING LA RIVER ECOSYSTEM	UNDERWAY	ARMY CORPS, PUBLIC WORKS ENGINEERING	3,675,500		YEAR 1 OF 3
13	**MILE MARKER PILOT PROGRAM-I**NSTALLATION OF PAINTED LOCATION MARKERS ALONG THE LA RIVER IN ATWATER VILLAGE	UNDERWAY	PUBLIC WORKS - BUREAU OF ENGINEERING	-	-	YEAR 3 OF 6
	TOTAL-OTHER PROJECTS:			**$ 6,675,500**	**1,831,000**	
	TOTAL ON-GOING LA RIVER REVITALIZATION PROJECTS			**$ 607,685,500**	**$ 44,989,000**	

LOS ANGELES RIVER REVITALIZATION PROJECTS (CONTINUED)

CD	MAJOR PROJECTS DESCRIPTION	Status	Funding Source	Project Amount	Project Amount
	COMPLETED PROJECTS			**BUDGETED COST**	**ACTUAL COST**
6	**PACOIMA AREA UPPER LOS ANGELES RIVER**- INSTALLATION OF TRASH CAPTURING DEVICES	COMPLETED	STORMWATER POLLUTION ABATEMENT FUND	500,000	678,000
2,3	**VAN NUYS/CANOGA AREA - UPPER LOS ANGELES RIVER** - INSTALLATION OF TRASH CAPTURING DEVICES	COMPLETED	STORMWATER POLLUTION ABATEMENT FUND	1,000,000	1,600,000
2	**STUDIO CITY PARKING STRUCTURE** - NEW CONSTRUCTION OF THREE LEVEL PARKING STRUCTURE	COMPLETED	SPECIAL PARKING REVENUE FUND	9,470,000	9,192,427
4,13	**LA RIVER WALK PATH SIGNAGE FOR EMERGENCY RESPONSE** - PILOT PROGRAM	COMPLETED	GENERAL FUND	6,000	6,000
4	**FERRARO SOCCER FIELDS** - IMPROVEMENTS TO SOCCER FIELDS, RESTROOMS, PICNIC AREAS	COMPLETED	PROPOSITION K PROGRAM, GENERAL FUND	2,000,000	1,009,923
4	**GRIFFITH PARK RECREATION CENTER** - IMPROVEMENTS TO ATHLETIC FIELDS	COMPLETED	PROPOSITION K PROGRAM, FEDERAL LAND & WATER CONSERVATION FUND	1,200,000	996,692
	TOTAL-COMPLETED PROJECTS:			**$ 14,176,000**	**$ 13,483,042**
	CANCELLED PROJECTS			**BUDGETED COST**	**AMOUNT SPENT**
6	**SEPULVEDA WETLANDS PROJECT** - 50 TO 75 ACRE WETLANDS CONSTRUCTION IN SEPULVEDA BASIN	PRE-DESIGN	SEWER CONSTRUCTION & MAINTENANCE FUND	18,000,000	755,000
	TOTAL-CANCELLED PROJECTS:			**$ 18,000,000**	**$ 755,000**

CAPITAL IMPROVEMENT EXPENDITURE PROGRAM

BASIS FOR THE PROPOSED BUDGET

PHYSICAL PLANT

The 2006-07 Proposed Budget for the Capital Improvement Expenditure Program relates to current year funding as follows:

	General Fund	Special Funds	Total	Other Funds *
2005-06 Adopted Budget	$ 1,220,000	$ 29,840,977	$ 31,060,977	$ 16,930,000
2006-07 Proposed Budget	$ 9,620,000	$ 32,360,734	$ 41,980,734	$ 16,000,000
Change from 2005-06 Budget	$ 8,400,000	$ 2,519,757	$ 10,919,757	$ (930,000)
% Change	688.5%	8.4%	35.2%	(5.5%)

* Other funds consist of General Obligation Bonds. The amount from this fund is provided for informational purposes only.

The major funding source for the CIEP continues to be gasoline taxes, with significant amounts also contributed by the General Fund, the Street Lighting Maintenance Assessment Fund, the Stormwater Pollution Abatement Fund (SPA Fund), the Local Transportation Fund and the Proposition C Transit Improvement Fund (Prop C Fund). The estimated gas tax allocations to the CIEP are $16.7 million. This is an increase of $4.8 million over the 2005-06 gas tax total of $11.9 million. The Stormwater Pollution Abatement Fund funding is increased by $260,000 to $3.6 million. Prop C Fund funding is decreased by $2.2 million to $495,000. Local Transportation Fund funding is decreased by $200,000 to $4.06 million. Street Lighting Maintenance Assessment Fund funding remains unchanged. General Fund funding is increased by $8.4 million to $9.6 million to fund the First Street Viaduct and Street Widening project and provide the local match required to leverage federal Seismic Bond funds for bridge improvement projects.

Proceeds resulting from bonds issued and authorized through Proposition O will also provide funding for projects that are yet to be identified. Proposition O was approved in November 2004 and authorized the issuance of $500 million in general obligation bonds to fund water quality improvement projects. Oversight and direction of the program is provided by a five-member Administrative Oversight Committee consisting of representatives from the City Administrative Officer, the Chief Legislative Analyst, the Department of Water and Power, the Office of the Mayor and the Board of Public Works. Monitoring of the program is also provided by a nine-member Citizens Oversight Advisory Committee consisting of four members appointed by the Mayor and five members appointed by the City Council President.

Rain damage resulting from the winter of 2005 created numerous problems throughout the City's infrastructure system and prompted an emergency declaration by the Federal government. On an interim basis, a separate program has been established to address the recovery projects approved for federal reimbursement. However, many projects were denied reimbursement based on lack of maintenance or deterioration predating the storms. The 2006-07 CIEP includes $10.9 million for priority repair projects deemed ineligible for federal reimbursement. This temporary shift in type of street repair work has resulted in the decrease of Prop C Fund funding to the CIEP as the proposed projects do not qualify for this funding source.

Funding in the amount of $12.7 million is provided for street lighting projects, of which $5.1 million is from the Gas Tax Fund and Prop C Fund for General Benefit Lighting projects that are not assessable to any specific property. The remaining street lighting projects are funded by the Street Lighting Maintenance Assessment Fund at $7.5 million.

The Traffic Control portion of the CIEP is $1.07 million for Traffic Signal upgrades associated with Street Lighting improvements at selected intersections and the installation of Speed Humps. A one-time increase of $773,000 is provided for the installation of Speed Humps to eliminate the construction backlog that has accrued over the past several years.

Local Transportation Fund financing ($4 million) is provided to continue the design and construction of City bikeway projects. The funds are provided in a Projects to be Designated by Ordinance or Resolution account, as specific projects will not be identified until after the start of the fiscal year when project applications will be submitted to the Los Angeles County Metropolitan Transportation Authority.

Funds in the amount of $3.6 million are included for Flood Control projects. Funding for these projects is provided by the Stormwater Pollution Abatement Fund.

	2005-06 Adopted Budget	2006-07 Proposed Budget
STORMWATER PROJECTS Funding is provided from the Stormwater Pollution Abatement Fund for eight Flood Control projects.	$3,340,000	$3,600,000
Total – Stormwater Projects	$3,340,000	$3,600,000
STREET PROJECTS		
Street Widening, Reconstruction and Rehabilitation Funds are provided for City financing of street improvements including pavement, curb and gutter, storm drains, street trees, street lighting, traffic signals, appurtenant facilities and the reconstruction of streets which are extensively deteriorated. Funding is provided through the CIEP when detailed design and contract construction is required; additional reconstruction work that does not require detailed design is included in the Bureau of Street Services budget for completion by City forces.	$9,556,449	$4,566,829
Bridges and Grade Separations Funding is provided for the ongoing bridge maintenance program and to provide local matching funds to leverage federal Seismic Bond funds for bridge improvement projects.	125,000	9,770,000
Bikeways and Pedestrian Improvements Local Transportation Funds provided for bikeway related projects are included in a Projects to be Designated by Ordinance or Resolution account. These funds will be allocated to specific projects by separate Council action and submitted to the Los Angeles Metropolitan Transportation Authority for approval after the start of the fiscal year.	4,254,498	4,060,065
Miscellaneous Funds are provided for those projects that do not fall under other categories. These projects include: storm damage, slope repair projects and safety-related improvements such as roadway drainage projects, railroad crossing and guardrail protective facilities.	2,095,030	5,224,880
Contingencies - Gas Tax Construction Funds provided for gas tax eligible projects. The City Administrative Officer may approve transfers of any amount from the Contingencies - Gas Tax Construction Account to any project previously approved by the Mayor and Council within the Special Gas Tax Street Improvement Fund.	1,000,000	1,000,000
Total – Street Projects	$17,030,977	$24,621,774

	2005-06 Adopted Budget	2006-07 Proposed Budget
STREET LIGHTING PROJECTS Funds are provided for street lighting projects eligible for funding under the Surface Transportation Program, assessment projects and the Intersection Improvement Program. Assessable street lighting rehabilitation and replacement is financed from the Street Lighting Maintenance Assessment Fund (SLMAF) ($7.5 million) and non-assessable projects are financed from the Gas Tax Fund ($4.7 million) and Prop C Fund ($495,000). Additional funds for assessable street lighting reconstruction are expended directly from the SLMAF.	$10,390,000	$12,685,960
Total – Street Lighting Projects	$10,390,000	$12,685,960
TRANSPORTATION PROJECTS Funds are provided for the Traffic Signal Upgrading with Street Lighting Improvements program.	$300,000	$1,073,000
Total – Transportation Projects	$300,000	$1,073,000
WATER QUALITY PROJECTS Proposition O bond proceeds will fund the installation of catch basin inserts and coverings to meet the Trash Total Maximum Daily Load (TMDL) regulatory requirements.	$16,930,000	$16,000,000
Total – Water Quality Projects	$16,930,000	$16,000,000
2006-07 PROPOSED CAPITAL IMPROVEMENT EXPENDITURE PROGRAM - PHYSICAL PLANT	**$47,990,977**	**$57,980,734**

CAPITAL IMPROVEMENT EXPENDITURE PROGRAM

BASIS FOR THE PROPOSED BUDGET

WASTEWATER SYSTEM IMPROVEMENT PROGRAM

The 2006-07 Proposed Budget for the Wastewater System Improvement Program (WSIP) relates to current year funding as follows:

		Amount	% Change
2005-06 Adopted Budget	$	721,092,438	
2006-07 Proposed Budget	$	812,922,883	
Change from 2005-06 Budget	$	91,830,445	12.7%

The Proposed Budget includes the Wastewater Capital Improvement Expenditure Program ($273,800,000) and the related capital labor and expense costs ($85,995,384). Also included in the WSIP are the costs of operating and maintaining the Wastewater System ($250,626,853), payment of debt service on Wastewater System Revenue Bonds ($168,601,445), a 45-day operating reserve ($30,899,201) and an insurance reserve ($3,000,000).

The WSIP is funded entirely from Wastewater System revenues, which are deposited into and expended from the group of funds known as the Sewer Construction and Maintenance (SCM) Fund. The SCM Fund was fully converted to an enterprise fund in order to support revenue bonds, approximately $3.3 billion of which have been issued to date. A number of separate funds were created to properly account for revenues and expenditures and interest earnings on bond proceeds.

The WSIP is driven by the needs of the Wastewater System in terms of improvements and capacity requirements. The City successfully met the December 31, 1998, deadline of the Amended Consent Decree for Full Secondary treatment of all City wastewater. The current WSIP is focused on replacing large, aging interceptor sewers as stipulated in several Cease and Desist Orders and the Collection System Settlement Agreement. New operating regulations from State and federal agencies continue to be imposed on the System, increasing costs beyond those anticipated several years ago.

BUDGET HIGHLIGHTS

- Continuing construction of major collection system projects as required by the Collection System Settlement Agreement;
- Various projects to upgrade operating systems at Hyperion Treatment Plant and replacement of equipment that has reached the end of its useful life;
- Continuation of staffing in the Bureaus of Engineering and Sanitation to meet the requirements of the Collection System Settlement Agreement;
- Continuing improvements in the automation of various treatment operations;
- Continuing the construction of nitrogen removal systems at the D.C. Tillman and Los Angeles-Glendale Water Reclamation Plants; and,
- Addition of full-time security staff in the Department of General Services for the Bureau's collection system and treatment plants and associated reduction of contract security services.

		2005-06 Adopted Budget	2006-07 Proposed Budget
Balance Available, July 1		$ 77,354,676	$ 136,972,213
Receipts:	Sewer Service Charge	422,000,000	449,688,000
	Industrial Waste Surcharge	20,000,000	18,400,000
	Sewerage Facilities Charge	7,232,000	8,868,000
	FEMA/OES Reimbursement	11,137,500	12,000,000
	Sewage Disposal Contracts		
	O&M	14,000,000	15,000,000
	Capacity	18,000,000	22,000,000
	Miscellaneous Fees	1,874,000	1,836,000
	Interest	17,282,000	16,800,000
	Repayment of Loans	235,000	235,000
	Revenue from Green Acres Farm	1,900,000	1,900,000
	Reimbursement from Other Departments	2,400,000	1,200,000
	Additional Revenue Debt	127,677,262	128,023,670
	Total Revenue	$ 721,092,438	$ 812,922,883

Further detail of the capital program can be seen in the Proposed Budget document. Appropriations in the Capital Program are made to categories of projects as listed in the 2006-07 Proposed Budget. The following summarizes these appropriations by categories.

		2005-06 Adopted Budget	2006-07 Proposed Budget
WASTEWATER COLLECTION, TREATMENT AND DISPOSAL			
1.	**Collection System (CS)** A significant portion of the Capital Program for this category reflects the several Cease and Desist Orders from the Regional Water Quality Control Board. Notable projects are the Eagle Rock Interceptor Sewer, the North Outfall Sewer Rehabilitation and other sewer rehabilitation projects. Funds are also provided for miscellaneous replacement projects and emergency sewer repairs.	$ 103,595,000	$ 130,974,000
2.	**Hyperion Treatment Plant (HTP)** Planned expenditures in this category are completion of the Primary Batteries Modernization, continued refinement of the Class A Biosolids operations, upgrading of the automation program for various processes and continuation of other rehabilitation projects.	31,251,000	27,784,000
3.	**Los Angeles - Glendale Water Reclamation Plant (LAGWRP)** Removal of nitrogen to comply with regulatory demands, installation of emergency backup power and replacement and improvement of various equipment and processes are programmed.	3,357,000	2,837,000
4.	**Pumping Plants (PP)** The major project in this category concerns work on the Venice Pumping Plant Dual Force Main. Other small projects are also funded.	4,157,000	2,754,000
5.	**Terminal Island Treatment Plant (TITP)** The major expenditures in this category are the renewable energy project and other projects for standard replacement and maintenance**.**	7,079,000	7,377,000
6.	**Donald C. Tillman Water Reclamation Plant (TWRP)** Planned expenditures in this category are removal of nitrogen to comply with regulatory demands, automation of processes and standard replacement and maintenance**.**	24,137,000	50,358,000
7.	**System-wide (SW)** This category funds miscellaneous system-wide activities, such as facilities planning, financial consultants and construction services. Funds are also budgeted for the Los Angeles Zoo Drainage Project as a loan to the Stormwater Program.	43,224,000	36,716,000
8.	**Earthquake Repairs** Funds are provided to FEMA/OES reimbursable projects for repair of damage caused by the 1994 Northridge Earthquake. No funds are provided for contingencies. If such funding is required, Program Management will reprogram funds from other projects**.**	14,000,000	15,000,000
	TOTAL WASTEWATER CAPITAL IMPROVEMENT EXPENDITURE PROGRAM	$ 230,800,000	$ 273,800,000

	2005-06 Adopted Budget	2006-07 Proposed Budget
GENERAL FUND REIMBURSEMENTS		
SCM Funds are allocated to the General Fund to provide reimbursement for the cost of wastewater related activities in various City departments, offices and bureaus, including related costs. Except where noted, variances reflect the net impact of cost-of-living salary adjustments and changes in overhead rates.		
Building and Safety – Enforcement of the sewer inflow/infiltration program and the Fats, Oil and Grease Program.	$ 44,174	$ 45,349
City Administrative Officer - Budget, financial and administrative services. The increase reflects the annual costs of the Owner Controlled Insurance Program.	658,854	876,354
City Attorney - Legal and litigation services. The decrease reflects the deletion of one Deputy City Attorney that had been authorized in 2005-06 to assist the Board of Public Works on Workers Compensation issues.	852,303	744,847
Controller - General support for billings, payments and payroll.	255,013	275,187
Environmental Affairs – Regulatory and monitoring support.	340,167	346,038
Finance - Special billing and collection of fees. The decrease reflects anticipated workload for 2006-07.	172,432	120,511
General Services – Fleet services, materials testing, warehouse services, mail and messenger services. The increase reflects the transition from contract security to permanent full-time security using City forces.	4,359,580	5,568,381
Information Technology - Data services to support billing and accounting systems and telecommunications services. The decrease reflects one-time equipment expense.	438,240	130,465
Personnel - Personnel selection and occupational safety services. Decrease reflects one-time equipment expense from the current year.	361,207	335,209
Planning - General Plan Framework staff.	105,636	108,129
Public Works		
Board of Public Works - General oversight of the Department of Public Works.	3,121,168	3,273,387
Contract Administration - Construction inspection services. Most expense funds have been placed in the Wastewater Special Purpose Fund. The increase reflects the addition of 26 positions to meet the increased construction inspection work associated with the Collection System Settlement Agreement projects.	5,511,372	7,690,962
Engineering - Design and construction management services**.**	38,411,364	38,125,809
Sanitation – Planning, operation and coordination services. The increase reflects the addition of several positions to meet maintenance work at Hyperion Treatment Plant and staffing to maintain the landscaping at Odor Control Facilities.	94,835,140	98,579,915

	2005-06 Adopted Budget	2006-07 Proposed Budget
Public Works (cont.)		
Street Lighting – design review for secondary sewer replacement projects.	$ --	$ 59,773
Transportation – Traffic control, review of plans and related duties connected with major sewer construction.	49,983	50,514
Treasurer – Debt issuance services.	487,497	496,130
Related Costs	60,396,994	60,983,279
TOTAL GENERAL FUND REIMBURSEMENTS	$ 210,401,124	$ 217,810,239
EXPENSE AND EQUIPMENT ITEMS		
In accordance with enterprise fund operations, expense and equipment items are budgeted for expenditure directly from SCM funds for the following departments. Variances are due to expense increases such as contracts and utilities, offset by reductions for one time equipment purchases.		
Bureau of Contract Administration - Equipment and expense**.** The increase reflects the expenses associated with the 26 new positions added for 2006-07.	130,175	271,460
Bureau of Engineering - Contracts, equipment and expense**.**	1,981,680	1,991,747
Bureau of Sanitation – Contractual services, field equipment expenses, operating supplies, administrative supplies, furniture, equipment and security improvements. This amount also includes accounting charges for discontinued capital projects. The increase results primarily from increased costs for chemicals used in the treatment process and for the handling of biosolids.	70,596,580	83,924,436
Controller – New payroll system.	393,000	393,000
General Services - Office leases, laboratory expenses, replacement vehicles and miscellaneous expenses. The increase primarily results from changes in the annual fleet replacement schedule as well as the addition of 13 new sewer cleaning vehicles to the fleet in order to increase fleet availability.	6,432,299	8,471,368
Utilities - Gas, water, electricity and telephone expenses at plants and field locations.	16,141,925	17,439,187
Department of Water and Power Billing/Collection Fee	2,980,800	2,980,800
Liability Claims	240,000	240,000
Sewer Service Charge Refunds	2,000,000	2,000,000
TOTAL EXPENSE AND EQUIPMENT	$ 100,896,459	$ 117,711,998
BOND REQUIREMENTS		
45-day Operation and Maintenance Reserve	28,215,287	30,899,201
Debt Service	146,679,568	168,601,445
Insurance Reserve	3,000,000	3,000,000
Bond Issuance Costs	1,100,000	1,100,000
TOTAL BOND REQUIREMENTS	$ 178,994,855	$ 203,600,646
TOTAL 2006-07 WASTEWATER SYSTEM IMPROVEMENT PROGRAM	$ 721,092,438	$ 812,922,883

CITY ETHICS COMMISSION
PUBLIC CAMPAIGN MATCHING FUND

BASIS FOR THE 2006-07 PROPOSED BUDGET

The 2006-07 Proposed Budget for the City Ethics Commission Public Campaign Matching Fund relates to current year funding as follows:

2005-06		2006-07
Adopted Budget	**Estimated Expenditures**	**Proposed Budget**
$ 2,647,188	$ 500,000	$ 2,728,999

Charter Section 471(C)(1) requires that the present day value of $2 million in 1991 dollars be appropriated from the General Fund into the Public Campaign Matching Fund each fiscal year. The present day value is based on the percentage increase or decrease in the Consumer Price Index (for all consumer items other than housing) for the Los Angeles-Long Beach metropolitan statistical area. Accordingly, the required annual appropriation amount adjusted for inflation for 2006-07 is $2,728,999.

Charter Section 471(C)(2) specifies that the Public Campaign Matching Fund balance shall not exceed the present day value of $8 million in 1991 dollars. Accordingly, the maximum fund balance adjusted for inflation for 2006-07 is $10,915.917.

The cash balance of the Fund at the beginning of the current fiscal year was $5,219,941. Given the expenditures for this year's municipal elections, the 2005-06 appropriation, and projected interest earned on funds in the account, the cash balance of the Fund at the end of 2005-06 is projected to be approximately $7,450,000. Since the 2006-07 appropriation amount added to the Fund projected year-end cash balance will not exceed the Charter prescribed Fund cap amount, the full appropriation amount of $2,728,999 is required to be made to the Fund for 2006-07.

Maximum 2006-07 Fund Balance per the Charter:	$10,915,917
Estimated Cash Balance June 30, 2006:	7,450,000
Required Appropriation for 2006-07:	+2,728,999
Total 2005-06 Fund Balance with Appropriation:	**$10,178,999**

EMERGENCY OPERATIONS FUND

BASIS FOR THE PROPOSED BUDGET

The 2006-07 Proposed Budget for the Emergency Operations Fund (EOF) relates to current year funding as follows:

		Amount	% Change
2005-06 Adopted Budget	$	183,100	
2006-07 Proposed Budget	$	183,100	
Change from 2005-06 Budget	$	0	0.0%

The 2006-07 Proposed EOF Budget provides specialized expense and equipment items for City departments that respond to emergency events. This budget provides specific resources to assist the member departments of the Emergency Operations Organization (EOO) to prepare for, respond to, mitigate and recover from local emergencies such as terrorist attacks, earthquakes, fires and other disasters. The major items funded are public outreach, Emergency Operations Center supplies, technical equipment, and emergency preparedness training for City personnel. The EOF is supervised by the Emergency Operations Board, which is chaired by the Chief of Police. The Chief of Police and the Coordinator of the Emergency Operations Organization approve expenditures from the Fund. In 2006-07, the EOB will consider how the City-wide funds for training, local conferences and meetings will be distributed to ensure that all member departments in the EOO are given the opportunity to participate.

EFFICIENCY PROJECTS AND POLICE HIRING FUND

BASIS FOR THE PROPOSED BUDGET

The 2006-07 Proposed Budget for the Efficiency Projects and Police Hiring Fund relates to current year funding as follows:

	Amount	% Change
2005-06 Adopted Budget	$ 8,375,000	
2006-07 Proposed Budget	$ 8,893,200	
Change from 2005-06 Budget	$ 518,200	6.0%

Sections 5.150.2 and 5.150.3 of the Los Angeles Administrative Code establish the Special Fund for Efficiency Projects and Police Hiring. The Fund was established during 2004-05. The Fund has an Oversight Committee composed of the Office of the Mayor, the Office of the City Administrative Officer and the Office of the Chief Legislative Analyst.

Receipts for the Fund are comprised of all efficiency savings identified by the Oversight Committee as well as any other receipts approved by the Mayor and Council. $8,893,200 will be available in the Fund in 2006-07 from the following sources:

Source of Funding	Amount	Description
Estimated July 1, 2006 Cash Balance	$ 7,214,200	
Receipts	1,500,000	Action pending in Council (C.F. 04-2206-S1). One-time funding from the Unclaimed Monies Seized Incidental to Arrest Trust Fund.
Interest	179,000	
Total Receipts	$ 8,893,200	

Unless otherwise specified by Council, receipts into the Fund are deposited as follows: (1) Fifty percent of the receipts shall be used to pay for new or augment existing efficiency projects; and (2) Fifty percent of the receipts shall be used to pay for recruitment, salaries, benefits, and other related costs and expenses for sworn officers of the Police Department who receive a uniform field officer incentive and who are at the level of Sergeant or below, and to acquire, operate and maintain equipment to support these officers. In accordance with the City's financial policies, one-time receipts into the Fund for police hiring will be used for one-time expenses associated with police hiring.

Of the total receipts, $791,989 will be used by the Police Department for the purchase of new vehicles and expenses for additional Police Officers to be hired during 2006-07 and $1,200,000 will be used by the Personnel Department for Recruitment Advertising ($1,000,000 for Police Officers and $200,000 for Reserve Officers). The remaining $6,901,211 will be allocated for Special Purpose Fund Appropriations as follows: $3,721,711 for Future Related Expenses and Equipment for Police Hiring; $3,179,500 for Efficiency Projects.

GENERAL CITY PURPOSES

BASIS FOR THE PROPOSED BUDGET

The 2006-07 Proposed Budget for General City Purposes relates to current year funding as follows:

		Amount	% Change
2005-06 Adopted Budget	$	89,527,891	
2006-07 Proposed Budget	$	86,719,644	
Change from 2005-06 Budget	$	(2,808,247)	(3.0%)

The contracts and programs will be monitored by various City departments. These monitoring departments and the City Clerk are responsible for drafting appropriate contracts (subject to the approval of the City Attorney) and presenting them to the contractors for execution. These departments also handle contract compliance and payment request approvals. At the conclusion of every contract, the monitoring departments perform initial and final contract close-out reviews. In addition to contract monitoring, the City Clerk's Office is responsible for assuring Citywide consistency in the GCP Program.

PROMOTION OF THE IMAGE OF THE CITY

Financial support for advertising the merits of the City in connection with such events as conventions, parades, official visits of foreign dignitaries, or any other special events or projects which would either create tourism in the City, or result in favorable advertising or publicity of the merits of the City.

Program Changes	2005-06 Budget	2006-07 Proposed Budget	Change From 2005-06 Budget
Other Changes or Adjustments			
Administered by: **City Administrative Officer**			
1. **Film LA.** Film LA is a private, non-profit agency under contract with the City that assists the entertainment industry with the coordination of City film permits, collects filming-related fees from the entertainment industry and remits them to the City, and assists the City in responding to community concerns generated by filming activity. Funds are provided to pay the City's contract costs for Film LA.	$ -	$ 572,000	$ 572,000
Administered by: **City Clerk**			
2. **Official Visits of Dignitaries.*** As part of the budget resolution, the balance in this account is reappropriated annually. Funding is provided to cover the City s cost of hosting these activities in 2006-07. *To be expended by the City Clerk as authorized and directed by the Mayor and the President of the City Council	50,000	100,000	50,000
3. **Council District Community Services.** Funding is increased to $100,000 for each of the 15 Council Districts. These allocations enable each Council member to provide services--including community clean-up and graffiti removal services--that are of direct benefit to the public within the Council District. The increased funding will also provide Council a mechanism to reimburse departments for special event fee waivers. Council File 87-0600-S4 specifies how expenditures are to be authorized and records maintained.	750,000	1,500,000	750,000
4. **Downtown On Ice & Festival of Lights.** The Pershing Square "Downtown On Ice" program provides Los Angeles' only outdoor ice rink and includes vendor booths, seasonal entertainment and holiday foods. The Lights Festival is an event that takes place from Thanksgiving through Christmas in Griffith Park. The park is transformed into a winter wonderland with lighted displays depicting various holiday season scenes and is provided free to the public. Funding is provided to cover the City s cost of hosting these activities.	242,600	242,600	-

Program Changes	2005-06 Budget	2006-07 Proposed Budget	Change From 2005-06 Budget
5. **Latino Film Festival.** Funding The Los Angeles Latino International Film Festival is an internationally recognized festival that promotes an international showcase of Latino Contemporary Culture.	$ 100,000	$ 100,000	$ -

2005-06 Program Budget	**$ 1,142,600**
Changes in Program Level	**$ 1,372,000**
PROPOSED 2006-07 PROGRAM BUDGET	**$ 2,514,600**

GOVERNMENTAL SERVICES PROGRAM

Governmental services required for legislative, economic or governmental needs not specifically allocated to particular operating departments. These diverse services include, but are not limited to, official notices, recording fees, legislative, economic or governmental purposes and governmental meetings.

Program Changes	2005-06 Budget	2006-07 Proposed Budget	Change From 2005-06 Budget
Non-discretionary Changes			
Administered by: **Controller**			
6. **Medicare Contribution.** Funds are provided for the City's contribution to the hospital insurance portion of the FICA tax. Congress mandated participation of all state and local employees hired on or after April 1, 1986 in the Medicare system. Employers and employees are required to make matching contributions of 1.45 percent of gross wage earnings. The increase is due to salary adjustments based upon the projected number of employees subject to Medicare.	$ 27,185,846	$ 29,952,155	$ 2,766,309
7. **Retirement Contribution.** Funds are provided for the continuation of the City's defrayal of a portion of certain employees' contribution to the Los Angeles City Employees' Retirement System (LACERS). This contribution is based on total estimated eligible salaries. It was instituted in 1975-76 in lieu of a portion of a salary increase and it was increased in 1982-83 for the same reason. The actual percentage paid by an employee for retirement varies based upon age of entry into City employment, except for employees hired after January 1, 1983, who pay a flat six percent of their compensation and receive no defrayal. The number of employees annually decreases as members either retire or leave the City.	15,020,412	13,703,267	(1,317,145)
8. **Social Security Contribution.** As of July 1, 1991, the City is required to pay the Social Security tax for all part time employees who are not members of LACERS. As an alternative to Social Security, the Part-time, Seasonal and Temporary (PST) plan was developed to save the City approximately $2 million each year.	1,858,560	1,858,560	-
9. **Fire/Police Pension Plan Defrayal.** Funds are provided for the City's defrayal of one percent of salaries for new sworn employees and existing employees that elect to transfer to the new Tier 5 pension plan. The new plan includes an employee contribution rate of nine percent of pay; however, the City will pay one percent of the participating employees' contribution rate contingent on the pension system remaining at least 100 percent actuarially funded for pension benefits. The City will not need to fund the defrayal in 2006-07 because the plan is no longer 100 percent actuarially funded.	9,000,000	-	(9,000,000)

Program Changes	2005-06 Budget	2006-07 Proposed Budget	Change From 2005-06 Budget
Administered by: **Personnel Department**			
10. **Pensions Savings Plan.** As instructed by the Mayor and Council (C.F. 91-2279), a retirement plan has been developed for part-time, seasonal and temporary employees as an alternative to Social Security. The part time, seasonal and temporary (PST) plan saves the City about $2 million annually. Approximately 4,000 to 6,000 employees participate in the plan which complies with the provision of the Federal Omnibus Budget Reconciliation Act requiring employees to be either members of a qualified retirement plan or Social Security. Individuals who become permanent employees, such as police and fire recruits, can transfer the contributed amounts into the City's Deferred Compensation Plan. The Personnel Department and the Deferred Compensation Plan Advisory Committee administer the plan with the assistance of an outside administrator selected through a competitive bid process. The cost of administration comes from investment earnings.	$ 2,516,520	$ 2,516,520	$ -
Other Changes or Adjustments			
Administered by: **Aging**			
11. **Adult Day Care Centers.** Funding is provided for one center in each of the City s 15 Aging Service Areas to help meet the needs of the senior population.	1,115,857	1,115,857	-
12. **Home Delivered Meals for Seniors**. Funding is provided for home-delivered meals for seniors supplements Older Americans Act grant funds.	1,798,845	1,798,845	-
13. **Congregate Meals for Seniors**. Funding is provided to add two additional congregate meal sites for seniors. This funding supplements Older American Act grant funds and will provide for over 8,000 meals per site.	106,000	106,000	-
Administered by: **City Clerk**			
14. **LA SHARES**. LA SHARES is a non-profit organization which takes materials and goods such as donated office supplies, furniture and equipment and redistributes them to non-profit organizations and schools throughout the City. Funding to assist in defraying the costs of transporting these goods is provided by the Citywide Recycling Trust Fund.	200,000	200,000	-
15. **El Grito:** Funding is provided to support this September 15th annual event that marks the beginning of the Mexican War of Independence.	75,000	75,000	-

Program Changes	2005-06 Budget	2006-07 Proposed Budget	Change From 2005-06 Budget
16. **Annual City Audit/Single Audit.**** Funding is provided for the annual City audit of receipts and disbursements mandated under Charter Section 362. **Contract for the annual City audit to be authorized by Council and executed by the President of the City Council.	$ 488,000	$ 488,000	$ -
17. **County Service – Massage Parlor Regulation.** The City contracts with the County for massage-technician testing and requested massage-parlor inspections in accordance with Municipal Code Section 103.205.1 (C.F. 72-374).	88,000	130,000	42,000
18. **Los Angeles Homeless Services Authority (LAHSA) Downtown Drop-in Center.** In December of 1993, the Los Angeles County Board of Supervisors and the Mayor and Council of Los Angeles created the Los Angeles Homeless Services Authority (LAHSA). LAHSA provides funding and guidance for a network of local, non-profit agencies with missions to help people leave homelessness permanently. These agencies are dedicated to providing assistance to help homeless persons with housing, case management, counseling, advocacy, substance abuse programs and other specialized services.	500,000	500,000	-
19. **Local Agency Formation Commission (LAFCO).** The City reimburses L.A. County for direct costs attributable to four of the 15 LAFCO members who represent the City and for four-fifteenths of the County's expenditures for general LAFCO-related office expenses (C.F. 82-2050). Representatives vote on boundaries, annexation and fees. The County is responsible for all administrative tasks and bills the City for its share of these costs.	285,000	285,000	-
20. **Local Government Commission.** This organization of locally elected officials meets to discuss and develop solutions to such issues as child care, energy conservation and air quality. Funding provides for the membership dues of the 15 Council Members.	600	600	-
21. **Official Notices.** Funding is provided for the publication and ad placement of official notices.	780,000	780,000	-
22. **State Annexation Fees.** The fee schedule set by the State Board of Equalization for annexations or detachments is determined on a sliding scale which ranges from $160 to $1,170 per transaction based on acreage. (Recording fees, previously a separate line item, are included in this line item.)	200	200	-

Program Changes	2005-06 Budget	2006-07 Proposed Budget	Change From 2005-06 Budget
23. **City/County Native American Indian Commission – City Share of Funding.** This Commission, created by ordinance on October 8, 1976, consists of 15 members –five appointed by the City, five by the County, and five by the Los Angeles Indian Commission. The purpose of the Commission is to promote legislation that enhances the welfare and socioeconomic life of the Native American Indians.	$ 50,000	$ 50,000	$ -
24. **Los Angeles Neighborhood Land Fund:** This organization provides technical assistance to community groups in areas such as landscape architecture, real estate transactions, outreach and community organization, and fundraising. It will engage in efforts to raise money from both public and private sources for green and public space creation, and then will seek to permanently maintain the land and/or manage as public open space. Funding is also provided in the Department of Recreation & Parks, Advanced Planning Unit to complement the efforts.	100,000	100,000	-
Administered by: **Community Development Department**			
25. **Los Angeles Bridges Program.** LA Bridges consists of a prevention component (Bridges I) and a gang intervention component (Bridges II). Bridges I offers individual case management services to at-risk youth, ages 10-14, who attend Los Angeles Unified middle schools, and their families. Other key elements of Bridges I include parenting classes, counseling, recreational activities and mentoring activities. Links to other community-based programs are utilized to ensure that participants take full advantage of other programs, services and resources available. The Bridges II component focuses resources on gang intervention including mediation, crisis negotiations and community peace building. Bridges II works closely with the Police Department and other law enforcement agencies to reduce youth gang activities and targets at-risk school students. In addition to the GCP funds, $972,090 is provided by CDBG funds.	12,618,547	12,618,547	-
26. **Youth Employment Program.** Funding provides minimum wage employment to youths ages 14-19 during non-school periods. An estimated 1,233 participants will be placed in various City departments where they will receive training and work experience.	2,000,000	2,000,000	-

Program Changes	2005-06 Budget	2006-07 Proposed Budget	Change From 2005-06 Budget
27. **Learn & Earn Program.** The program will hire 1,400 11th and 12th grade student participants who will attend school in the morning and their employment site in the afternoon Monday through Friday for six weeks. The educational component of the Learn & Earn program will focus its classroom curriculum on preparing the high school students to pass the California High School Exit Exam (CAHSEE). Beginning with the class of 2006, each high school student must pass the CAHSEE in order to receive a High School Diploma. Recognizing the high stakes for all high school students, the Mayor's Office through the Learn & Earn program will partner with LAUSD, LAUSD Adult Division, Community Development Department and local Skills and Occupational Centers to implement the program citywide.	$ -	$ 2,000,000	$ 2,000,000
28. **Day Laborer Sites Program.** This program establishes accessible and safe fixed locations where individuals seeking temporary employment can congregate and employers can recruit and hire them. In December, 1996, the Mayor and Council approved a contractor selected through a request-for-proposal process to operate the City s Day Labor Program in three locations: West Los Angeles, Hollywood and Downtown.	329,734	329,734	-
Administered by: **Cultural Affairs Department**			
29. **LA City Arts and Culture Masterplan**. Funding is provided to evaluate the 1992 Los Angeles Cultural Masterplan and to develop a new strategic plan. This will serve as a blueprint of the City's masterplan of cultural, economic and social policy and development. Partial funding of $150,000 is provided by the Cultural Grants for Families and Youth.	-	250,000	250,000
Administered by: **General Services**			
30. **Lease for Gay and Lesbian Community Service Center.** This clinic continues to offer free primary AIDS testing, conduct AIDS research, and provide medical and mental health services. Additional funding comes from the State of California, County of Los Angeles and private donations.	75,000	75,000	-

Program Changes	2005-06 Budget	2006-07 Proposed Budget	Change From 2005-06 Budget
Administered by: **Housing**			
31. **Homeless Shelter Program.** The Los Angeles Homeless Services Authority (LAHSA) coordinates the Homeless Shelter Program. This program provides an average of 660 beds for emergency shelter, meals and supportive services on a year-round basis. During the winter time (December through March), an additional 600 shelter beds are provided for the Homeless Shelter Expansion. LAHSA contracts with six non-profit homeless service providers to open and operate sites throughout the County of Los Angeles. Funding also provides for transportation and referral services to the homeless. Additionally, hotel voucher funds are available to accommodate individuals and families for whom mass shelter is inappropriate. In addition to the GCP funding, $1,887,238 is provided by the Community Development Block Grant (CDBG) for additional emergency shelters throughout the City; $989,496 is provided by the Affordable Housing Trust Fund; $1,609,052 is provided by the Emergency Shelter Grant Program and $377,000 is provided in the Emergency Food and Shelter Program.	$ 4,100,000	$ 4,100,000	$ -
Administered by: **Chief Legislative Analyst and City Administrative Officer**			
32. **Special Fund Fee Waiver Reimbursement:** Funds are provided to reimburse departments for special fund revenue losses from fee waivers for development projects or other special fund fees. Fee waivers are usually absorbed by departments. This funding is set aside to mitigate the impact in case of appropriation shortfalls due to revenue losses accrued from fee waivers.	-	750,000	750,000
Administered by: **Mayor**			
33. **Arts + Culture LA**. Funding was provided in 2005-06 to promote tourism in the City of Los Angeles; however, this funding will not be continued in 2006-07.	500,000	-	(500,000)
34. **City Volunteer Bureau**. Funds are provided for staff and expenses for the Volunteer Bureau to run a coordinated volunteer effort.	465,429	495,429	30,000

Program Changes	2005-06 Budget	2006-07 Proposed Budget	Change From 2005-06 Budget
35. **Domestic Abuse Response Team**: The Domestic Abuse Response Team (DART) Program uniquely blends domestic violence crisis response with case management to provide a greater depth of intervention for victims of domestic violence and their family members. Each DART consists of one LAPD Officer and one or two victim advocates and volunteers, who respond to the scene of a domestic violence incident to provide intervention services for victims of domestic violence and other family members who are also victims or witness. These enhanced intervention services aim to assist families in recognizing their problems with violence and increase their awareness of potential consequences for perpetrators. Funding is provided to continue the seven DARTs operating throughout the City.	$ 500,000	$ 500,000	$ -
36. **Heritage Month Celebrations & Special Events:** Funding is provided to support annual celebrations such as African American Month, Latino Heritage Month, Asian Pacific Islander Month and other important calendar periods that celebrate diversity and culture throughout the City of Los Angeles. Funding is also provided to support citywide "Days of Service" to encourage volunteerism, as well as other outreach efforts.	-	300,000	300,000
37. **LA's BEST**: Since 1988, LA's BEST has been providing a safe and supervised education, enrichment and recreation program every day after school to children, ages 5 to 12, from Los Angeles' most economically challenged neighborhoods - at no cost to parents. LA's BEST currently operates in 147 elementary schools throughout the City of Los Angeles serving more than 24,000 students daily with an on site staff of 1,700 plus more than 1,500 volunteers. LA's BEST is a nationally recognized after school enrichment program that has shown the rest of the nation that a dedicated effort to keep students in school can work. Funds for FY 2006-07 will allow LA's BEST to continue at 48 sites in 15 council districts, fund central office positions providing direct program support for all 147 LA's BEST sites, provide resources for an independent evaluation, and expand the research based Kidzlit Literacy program to additional LA's BEST sites.	2,344,000	2,344,000	-

Program Changes	2005-06 Budget	2006-07 Proposed Budget	Change From 2005-06 Budget
38. **Office of International Trade:** Funding is provide to create an Office of International Trade designed to facilitate the growth of LA's trade-based economy, encourage foreign direct investment, and actively engage the Mayor and the municipal government in critical international issues that affect the City of Los Angeles. The Office of International Trade will help establish Los Angeles as the premier hub for international trade and affairs. The total program costs for the Office of International Trade are reimbursed by the Departments of Airports and Harbor.	$ -	$ 350,000	$ 350,000
39. **Office of Small Business Services (formerly Los Angeles Opportunities for Procurement and Services (LA OPS).** The Office of Small Business Services was created to help promote and advocate for small businesses in the City of Los Angeles. Services include contract and procurement information, business outreach and development services, prompt payment assistance, technical assistance and business service referrals to minority or women-owned firms that wish to compete for City business contracts. Seventy-five percent of the program's costs are reimbursed by the Departments of Airports, Harbor and Water and Power.	290,000	300,000	10,000
40. **Performance Management Unit:** Funding is provided to develop a Performance Management Unit within the Office of the Mayor. The Performance Management Unit will add accountability on how the City provides its services, hold General Managers and their respective departments accountable to specific service delivery targets, and provide assistance to departments in identifying and overcoming obstacles. The unit will be repsonsible for measuring progress against the goals set by the Mayor and will work with the City's department managers and the City Administrative Officer to identify efficiencies and to measure the effectiveness of ongoing City programs. The unit will create operational efficiencies and future budgetary savings through the application of best management practices among the City's departments.	-	-	-

Program Changes	2005-06 Budget	2006-07 Proposed Budget	Change From 2005-06 Budget
41. **Safer Cities Initiative**: The Safer Cities strategy seeks to build partnerships and collaborations among businesses, criminal justice agencies, community groups, private organizations and city departments to reduce crime using the "broken windows" approach. This theory focuses on minor "quality of life" issues, which enhances the neighborhood environment and makes it less accommodating for criminal activity. The Implementation strategy includes: 1) Heightened enforcement of laws for both serious and minor crimes with increased LAPD presence, 2) Enhancement of community infrastructure through beautification efforts such as trimming trees, and increasing streeting lighting, and 3) Outreach to residents by engaging community members in the Safer Cities Initiative oversight process and allowing them to dictate the future of their neighborhoods. Additional resources are provided for expansion or continuation of sites in Downtown/Skid Row, MacArthur Park, Hollywood, Bladwin Village, Mission Area/Pacoima, and Ramona Gardens.	$ -	$ 320,000	$ 320,000
Administered by: **Mayor and Chief Legislative Analyst**			
42. **Consent Decree Monitor.** Funding is provided for the Monitor as required under the LAPD Consent Decree.	1,660,000	1,600,000	(60,000)
43. **Traffic and Pedestrian Stop System.** The traffic and pedestrian stop project entailed the use of hand-held computers to collect traffic and pedestrian stop data as required by the LAPD Consent Decree. The collected data is required to be posted on the Police Department's web site. A total of $6.9 million, of which $3.9 million is from the Local Law Enforcement Block Grant Fund (Schedule 45), has been provided in prior fiscal years. Funding is provided for scanning and printing of manual forms, required until the process is fully automated.	300,000	-	(300,000)

Program Changes	2005-06 Budget	2006-07 Proposed Budget	Change From 2005-06 Budget
Administered by: **Board of Public Works**			
44. **Clean and Green Job Program (Los Angeles Conservation Corps).** This program seeks to eradicate graffiti, eliminate litter and increase greenery citywide. The City-funded clean-up is administered by the Los Angeles Conservation Corps (LACC). The organization is established as a youth employment and education program and is engaged in performing improvements in other public works projects. The organization recruits and hires junior and senior high school students during the year to perform activities such as painting over and creating murals from graffiti, planting trees, cleaning alleyways and collecting trash and recyclables from homes and businesses throughout the 15 Council Districts. Services also include assistance and response to emergencies such as those caused by severe weather conditions. Cleanup projects are recommended by Council offices, government offices, community groups and Los Angeles Conservation Corps staff.	$ 1,514,803	$ 1,514,803	$ -
45. **Million Trees Initiative.** Planting trees appropriate to an urban environment will help mitigate the effect of harmful emissions while beautifying communities throughout Los Angeles. The Board Public Works, in conjunction with the Mayor's Energy and Environment Team, will utilize the services of a contractor to develop a plan for mobilizing private and public resources to accomplish the one million tree-planting goal.	-	160,000	160,000

2005-06 Program Budget	**$**	**87,866,353**
Changes in Program Level	**$**	**(4,198,836)**
PROPOSED 2006-07 PROGRAM BUDGET	**$**	**83,667,517**

INTERGOVERNMENTAL RELATIONS PROGRAM

Membership and participation in such recognized governmental oriented organizations as the League of California Cities, the Southern California Association of Governments, and the National League of Cities.

Program Changes	2005-06 Budget	2006-07 Proposed Budget	Change From 2005-06 Budget
Other Changes or Adjustments			
Administered by: **City Clerk**			
46. **Independent Cities Association.** This organization of California counties and cities works with county governments on behalf of City members on policy and legislative issues that affect municipal governments.	$ 5,250	$ 5,250	$ -
47. **League of California Cities.** This association of California cities works to influence policy decisions at all levels of government. In 2003-04, the League's membership voted to include in the membership dues funding of a new grassroots network which provides for 16 regional representatives to expand the effectiveness of city officials' legislative activities.	89,176	93,635	4,459
48. **League of California Cities—County Division.** This is the local regional division of the broader State organization.	1,500	1,500	-
49. **National League of Cities.** This association of cities works to influence national policy and to build understanding and support for cities and towns. Annual dues are based on a city's population.	63,615	66,160	2,545
50. **South Bay Cities Association.** This association of 16 South Bay cities works to discuss issues pertinent to the local communities. Base dues for each city are set at $1,500. Additional dues, based on population, are also assessed with a maximum assessment equal to the City of Torrance s dues.	29,149	29,149	-
51. **Southern California Association of Governments (SCAG).** This association's purpose is to study and develop recommendations on regional problems of mutual interest and concern regarding the orderly physical development of the Southern California region. The City s dues are the largest single assessment, which SCAG sets at 20 percent of total dues.	264,606	272,900	8,294
52. **Sister Cities International.** This association works to foster better international understand and cooperation through Sister City Relationships in other countries.	1,785	1,865	80

Program Changes	2005-06 Budget	2006-07 Proposed Budget	Change From 2005-06 Budget
53. **United States Conference of Mayors.** This organization provides a national forum for mayors on behalf of their cities. Based in Washington, D.C., this group represents the mayors on pertinent legislative policies and issues.	$ 63,857	$ 67,068	$ 3,211

2005-06 Program Budget	**$**	**518,938**
Changes in Program Level	**$**	**18,589**
PROPOSED 2006-07 PROGRAM BUDGET	**$**	**537,527**

HUMAN RESOURCES BENEFITS

BASIS FOR THE PROPOSED BUDGET

The 2006-07 Proposed Budget for Human Resources Benefits relates to current year funding as follows:

		Amount	% Change
2005-06 Adopted Budget	$	431,859,749	
2006-07 Proposed Budget	$	418,473,368	
Change from 2005-06 Budget	$	(13,386,381)	(3.0)%

The Proposed Budget includes costs for the direct payments, exclusive of personnel and administrative costs, for various human resources benefits provided to City employees. These benefits consist of: (1) payment of all workers' compensation and rehabilitation bills, claims and awards; (2) payment of subsidies for the City's benefits program, i.e., health, dental, optical, disability, life insurance, and the Employee Assistance Program; (3) payment of unemployment insurance; and (4) payment of other benefits as approved by the Mayor and Council.

In 2002-03, the responsibility for managing all chargebacks, including workers' compensation, was placed directly with all benefiting departments. The Personnel Department is tasked with monitoring and controlling workers' compensation chargeback usage to assure efficient expenditures. The Department will remain accountable through its periodic reporting to the Mayor and Council on the status of workers' compensation chargebacks.

CHANGES FROM ADOPTED BUDGET

	2005-06 Adopted Budget	Recommended Change	2006-07 Proposed Budget
Workers' Compensation	$ 136,796,698	$ (16,796,698)	$ 120,000,000
Civilian FLEX Program	172,524,410	2,475,590	175,000,000
Supplemental Civilian Union Benefits	4,298,519	401,481	4,700,000
Police Health and Welfare Program	79,568,141	1,816,195	81,384,336
Fire Health and Welfare Program	31,326,391	1,478,641	32,805,032
Unemployment Insurance	6,160,000	(2,660,000)	3,500,000
Employee Assistance Program	1,185,590	(101,590)	1,084,000
TOTAL COST OF HUMAN RESOURCES BENEFITS	$ 431,859,749	$ (13,386,381)	$ 418,473,368

	Direct Cost
2005-06 Program Level	$ 431,859,749

PROGRAM CHANGES

Changes in Special – $(13,386,381)

1.	**Workers= Compensation.** Funding for Workers' Compensation is reduced by 12 percent in 2006-07 to reflect the recent trend in reduced expenditures. The 2005-06 Adopted Budget provided $137 million for workers compensation, however estimated year-end expenditures are $118,000,000.	$ (16,796,698)
2.	**Civilian Flex Program.** The Civilian Flex Program consists of health and dental insurance benefits, as well as base life insurance, base disability, and Flex Credit benefits. The average cost per employee per month for all benefits provided in the Civilian Flex Program will increase from **$593.80** in 2005-06 to **$630.70** in 2006-07. C The average expenditure per civilian employee per month for health benefits will increase from **$532.43** in 2005-06 to **$565.65** in 2006-07. C The average expenditure per civilian employee per month for dental benefits will increase from **$32.56 in 2005-06** to **$35.51 in 2006-07**.	2,475,590
3.	**Supplemental Civilian Union Benefits.** Included with the Supplemental Civilian Union Benefits are the benefits negotiated by individual bargaining units. There is an overall *increase of approximately two percent* due to an anticipated increase in City hires.	401,481
4.	**Police Health and Welfare Program.** The Police Health and Welfare Program consists of health, dental and life insurance for sworn police employees. There is an overall *increase of approximately two percent* due to an anticipated increase in City hires.	1,816,195
5.	**Fire Health and Welfare Program.** The Fire Health and Welfare Programs consist of health, dental and life insurance for sworn fire employees. There is an overall *increase of approximately five percent* due to an anticipated increase in City hires.	1,478,641
5.	**Unemployment Insurance.** The budget request for Unemployment Insurance is *decreased by approximately 43 percent*, from $6,160,000 in 2005-06 to $3,500,000 2006-07. The decrease is due a greater retention of City Employees.	(2,660,000)
7.	**Employee Assistance Program**. This program provides counseling, educational and referral services for both sworn and civilian employees. Cost for this program will decrease by approximately $102,000 due to lower rates.	(101,590)
	TOTAL CHANGES IN SPECIAL	$ (13,386,381)

2005-06 Program Budget	$	431,859,749
Changes in Special		(13,386,381)
PROPOSED 2005-06 PROGRAM BUDGET	$	418,473,368

JUDGMENT OBLIGATION BONDS DEBT SERVICE FUND

BASIS FOR THE PROPOSED BUDGET

The 2006-07 Proposed Budget for the Judgment Obligation Bonds Debt Service Fund relates to current year funding as follows:

		Amount	% Change
2005-06 Adopted Budget	$	7,885,121	
2006-07 Proposed Budget	$	7,088,834	
Change from 2005-06 Budget	$	(796,287)	(10.1)%

The Judgment Obligation Bonds Debt Service Fund is a special purpose fund established to pay debt service on bonds issued to finance liabilities resulting from adverse decisions by the California courts in the following litigation matters: (a) the manufacturers' business tax (General Motors Case); and (b) the Kimpel Settlement. A total of $25 million in bonds was issued for the manufacturers' cases and $39 million in bonds was issued to settle the Kimpel lawsuit. Final payment on the General Motors Case and the Kimpel Settlement bonds will occur in 2007-08 and 2010-11, respectively.

Debt service on these bonds is an unconditional obligation of the City. The Judgment Obligation Bonds Debt Service Fund is administered by the Treasurer.

Debt Service Budget for Outstanding Judgment Obligation Bonds

	2005-06 Budget	2006-07 Proposed Budget	2007-08	2008-09	2009-10
Manufacturers' Business Tax					
Series 1998-A	$ 3,066,841	$ 2,439,754	$ 2,343,219	$ --	$ --
Kimpel Settlement					
Series 2000-A	3,082,500	2,970,000	2,857,500	2,742,500	2,625,000
Series 2000-B	1,735,780	1,679,080	1,620,980	1,556,580	1,491,480
TOTAL	$ 7,885,121	$ 7,088,834	$ 6,821,699	$ 4,299,080	$ 4,116,480

1. **Manufacturers' Business Tax (General Motors Corporation, 1998-A)**

The 1998-A bonds were issued as a result of a ruling against the City by the California Court of Appeals, Second District, in *General Motors Corporation v. City of Los Angeles* (the "*General Motors*" Case). As a result of the General Motors Case, the City had judgments entered against it obligating it to make refund payments of up to $25 million in local business license taxes, which the City had collected from certain manufacturing businesses within the City.

Amount of Issue:	$ 25,000,000	
Principal Outstanding, July 1, 2006	4,490,000	
Final Payment:	2007-08	
2006-07 Debt Service Payment:		$ 2,439,754
Subtotal		$ 2,439,754

2. **Kimpel Settlement (2000-A, 2000-B)**

The 2000-A and 2000-B bonds were issued as a result of a settlement and stipulated judgment entered against the City by the United States District Court in several cases collectively known as the "Kimpel Settlement." The Kimpel settlement is an action in the U.S. District Court by police officers alleging claims under the federal Fair Labor Standards Act. As a result, a stipulated judgment of approximately $39 million was entered against the City.

Amount of 2000-A Issue:	$ 25,000,000	
Amount of 2000-B Issue:	13,995,000	
2000-A Principal Outstanding, July 1, 2006:	10,000,000	
2000-B Principal Outstanding, July 1, 2006:	6,995,000	
Final Payment 2000-A Issue:	2009-10	
Final Payment 2000-B Issue:	2010-11	
2000-A 2006-07 Debt Service Payment:		$ 2,970,000
2000-B 2006-07 Debt Service Payment:		1,679,080
Subtotal		$ 4,649,080

TOTAL 2006-07 PROPOSED JUDGMENT OBLIGATION BONDS DEBT SERVICE	**$ 7,088,834**

LIABILITY CLAIMS

BASIS FOR THE PROPOSED BUDGET

The 2006-07 Proposed Budget for Liability Claims relates to current year funding as follows:

	2005-06 Budget	2005-06 Estimated Expenditures	2006-2007 Proposed Budget
Under $100,000	$ 11,000,000	$ 11,000,000	$ 10,000,000
Over $100,000	30,000,000	30,000,000	32,000,000
Total	$ 41,000,000	$ 41,000,000	$ 42,000,000

A total appropriation of $42 million is proposed for Liability Claims. Funding in the amount of $10 million is provided for Liability Claims under $100,000 and $32 million for Liability Claims over $100,000. The Los Angeles Administrative Code authorizes the Mayor to delegate authority to the City Attorney to settle claims and pay judgments against the City in an amount not to exceed $50,000; an additional $50,000 (up to $100,000) is subject to the concurrence of the Claims Board. Claims or judgments over $100,000 must have the approval of the Mayor and Council.

Beginning in 2005-06 claims for police-related litigation previously paid from the Reserve for Extraordinary Liability Claims Account was paid from this account.

After reviewing pending cases against the City, these estimates represent the current projections for Liability Claims payouts for 2006-07. Adjustments to the fund may have to be made during the year as cases reach the trial stage and judgments or settlements are determined.

Until 1994-95, Liability Claims under $15,000 were budgeted in the City Attorney's Budget. Liability Claims over $15,000 were budgeted in the Unappropriated Balance. Beginning in 1995-96, this Budget was created to account for all expenditures for the City's Liability Claims.

Liability Claims Cost	1997-98 Actual	1998-99 Actual	1999-00 Actual	2000-01 Actual	2001-02 Actual	2002-03 Actual
Under $100,000	$ 10,457,797	$ 13,567,023	$ 11,660,557	$ 11,419,244	$ 10,620,408	$ 10,623,100
Over $100,000	32,413,083	39,195,023	72,356,975	51,145,900	51,179,504	38,045,768
TOTAL LIABILITY CLAIMS	$ 42,870,880	$ 52,762,046	$ 84,017,532	$ 62,565,144	$ 61,799,912	$ 48,668,868
Judgment Obligation Bonds*	25,000,000	--	25,000,000	13,995,000	--	--
Other **	n/a	4,343,677	9,726 900	18,487,500	5,241,288	7,439,189
TOTAL LIABILITIES	$ 67,870,880	$ 57,105,723	$118,744,432	$ 95,047,644	$ 67,041,200	$ 56,108,057

Liability Claims Cost	2003-04 Actual	2004-05 Actual	2005-06 Estimated	2006-07 Proposed Budget	2006-07 Change To Budget	% Change
Under $100,000	$ 11,207,937	$ 9,197,376	$11,000,000	$10,000,000	$ (1,000,000)	(9.1)%
Over $100,000	34,978,451	20,649,176	30,000,000	32,000,000	2,000,000	6.7%
TOTAL LIABILITY CLAIMS	$ 46,186,388	$ 29,846,552	$ 41,000,000	$ 42,000,000	$ 1,000,000	2.4%
Judgment Obligation Bonds*	--	--	--	--	--	--
Other **/***	3,080,014	7,029,028	3,500,000	--	--	--
TOTAL LIABILITIES	49,266,402	36,875,580	$ 44,500,000	$ 42,000,000	--	--

* Total amount of Judgment Obligation Bonds issued during fiscal year. Does not reflect interest payments.
** Other funds include Sewer Construction and Maintenance Fund, Community Development Trust Fund, etc.
*** Complete information on funding from Special Funds not available.

DEPARTMENT OF NEIGHBORHOOD EMPOWERMENT FUND

NEIGHBORHOOD COUNCIL FUNDING PROGRAM

BASIS FOR THE PROPOSED BUDGET

The 2006-07 Proposed Budget for the Neighborhood Council Funding Program relates to current year funding as follows:

	New Appropriation	Balance From Prior Year	Total Appropriation
2005-06 Adopted Budget	$ 4,250,000	$ 3,430,191	$ 7,680,191
2006-07 Proposed Budget	$ 4,425,000	$ 6,120,000	$ 10,545,000
Change from 2005-06 Budget			$ 2,864,809
Percent Change			37.0%

The Neighborhood Council Funding Program provides funding to neighborhood councils for purposes designated by each neighborhood council and within guidelines identified and monitored by the City.

Each neighborhood council that is enrolled receives $50,000 per fiscal year. If a neighborhood council enrolls during a fiscal year, its appropriation is prorated based on the quarter during which it enrolls. In addition, the Controller is instructed to re-appropriate each neighborhood council's prior year unexpended funds at the close of 2005-06 to the 2006-07 account for that same neighborhood council.

On June 22, 2005, the City Council adopted a policy through which individual unspent neighborhood council fund balances would roll over at the end of each fiscal year for a period of time not to exceed three years from the date of initial allocation. Therefore, at the end of each fiscal year any funding that was initially appropriated more than three years earlier and is unspent would be deleted from a neighborhood council's account. There are no funds that will be eligible for deletion at the end of 2005-06 pursuant to this policy.

The proposed appropriation to the Neighborhood Council Funding Program for 2006-07 is $10,545,000. This consists of:

- $6,070,000 in estimated prior year unexpended appropriations moved forward for each neighborhood council to its 2006-07 appropriation;
- $50,000 in estimated additional 2005-06 appropriations for new neighborhood councils expected to enroll before the end of the fiscal year;
- $4,250,000 in 2006-07 funding for the 85 neighborhood councils that were enrolled as of March 1, 2005;
- $250,000 in 2006-07 funding for the five additional neighborhood councils that are expected to be enrolled by the end of the first quarter of 2006-07; and,
- A reduction of $75,000 due to an overestimate in the required appropriation for new neighborhood councils in 2004-05.

NEIGHBORHOOD EMPOWERMENT FUND

DETAIL OF APPROPRIATION FOR THE NEIGHBORHOOD COUNCIL FUNDING PROGRAM

The Neighborhood Empowerment Fund includes the appropriation for neighborhood councils. The total estimated appropriation for each neighborhood council in 2006-07 includes remaining balances from prior year appropropriations and a new 2006-07 appropriation. It is derived as follows:

Neighborhood Council	Date Enrolled in Funding Program	Total Appropriation Through June 30, 2006	Expended 2002-03	Expended 2003-04	Expended 2004-2005	Estimated Expended 2005-06	Estimated Expended all years	Estimated Remaining Appropriation June 30, 2006	Appropriation 2006-07	Estimated Total Appropriation 2006-07
Arleta	01/27/04	$125,000	$ -	$9,125	$560	$1,921	$11,607	$113,393	$50,000	$163,393
Arroyo Seco	04/09/04	112,500	-	7,217	20,108	21,998	49,323	63,177	50,000	113,177
Atwater Village	11/19/03	137,500	-	6,250	10,171	32,275	48,695	88,805	50,000	138,805
Bel Air / Beverly Crest	06/18/03	162,500	6,250	12,848	40,706	39,820	99,624	62,876	50,000	112,876
Boyle Heights	07/31/03	150,000	-	10,773	34,185	30,892	75,849	74,151	50,000	124,151
CANNDU	12/17/03	137,500	-	8,750	16,758	40,231	65,739	71,761	50,000	121,761
Canoga Park	04/09/03	162,500	6,250	5,911	30,984	67,038	110,182	52,318	50,000	102,318
Central Alameda	05/06/05	62,500	-	-	6,250	18,390	24,640	37,860	50,000	87,860
Central Hollywood	04/09/03	162,500	6,250	27,679	15,293	28,880	78,101	84,399	50,000	134,399
Central San Pedro	03/24/03	175,000	6,799	38,342	27,096	40,209	112,445	62,555	50,000	112,555
Chatsworth	11/19/03	137,500	-	18,140	30,879	12,177	61,196	76,304	50,000	126,304
Coastal San Pedro	01/30/03	175,000	9,677	46,341	44,198	58,646	158,862	16,138	50,000	66,138
Del Rey	11/13/05	37,500	-	-	-	8,333	8,333	29,167	50,000	79,167
Downtown Los Angeles	09/05/03	137,500	-	22,317	18,317	24,200	64,835	72,665	50,000	122,665
Eagle Rock	05/29/03	162,500	6,250	23,586	26,802	18,851	75,489	87,011	50,000	137,011
Elysian Valley Riverside	01/30/04	125,000	-	11,975	-	-	11,975	113,025	50,000	163,025
Empowerment Congress CENTRAL	09/05/03	150,000	-	12,160	11,797	16,503	40,460	109,540	50,000	159,540
Empowerment Congress NORTH	07/31/03	150,000	-	8,208	28,555	11,991	48,753	101,247	50,000	151,247
Empowerment Congress SOUTHEAST	09/03/03	137,500	-	6,250	2,219	-	8,469	129,031	50,000	179,031
Empowerment Congress SOUTHWEST	09/18/03	150,000	-	15,150	14,766	28,916	58,832	91,168	50,000	141,168
Empowerment Congress WEST	06/16/04	112,500	-	6,250	5,894	1,578	13,723	98,777	50,000	148,777
Encino	01/16/04	125,000	-	12,459	30,994	52,409	95,861	29,139	50,000	79,139
Foothill Trails District	04/27/05	62,500	-	-	6,250	935	7,185	55,315	50,000	105,315
Glassell Park	03/06/03	175,000	6,250	11,248	19,075	35,767	72,340	102,660	50,000	152,660
Granada Hills North	07/31/03	150,000	-	11,807	42,701	45,394	99,902	50,098	50,000	100,098

Neighborhood Council	Date Enrolled in Funding Program	Total Appropriation Through June 30, 2006	Expended 2002-03	Expended 2003-04	Expended 2004-2005	Estimated Expended 2005-06	Estimated Expended all years	Estimated Remaining Appropriation June 30, 2006	Appropriation 2006-07	Estimated Total Appropriation 2006-07
Grass Roots Venice	01/22/04	125,000	-	15,519	7,032	12,185	34,735	90,265	50,000	140,265
Greater Cypress Park	09/29/05	50,000	-	-	-	12,920	12,920	37,080	50,000	87,080
Greater Echo Park Elysian	06/18/03	162,500	6,250	8,982	19,613	39,431	74,276	88,224	50,000	138,224
Greater Griffith Park	03/07/03	175,000	6,250	20,851	4,646	24,472	56,219	118,781	50,000	168,781
Greater Toluca Lake	03/27/03	175,000	6,250	5,696	59,311	35,033	106,290	68,710	50,000	118,710
Greater Valley Glen	06/16/04	112,500	-	-	33,206	28,639	61,845	50,655	50,000	100,655
Greater Wilshire	11/13/05	37,500	-	-	-	10,000	10,000	27,500	50,000	77,500
Harbor City	07/03/03	150,000	-	18,040	73,034	11,797	102,871	47,129	50,000	97,129
Harbor Gateway North	03/10/04	125,000	-	12,087	27,438	17,997	57,522	67,478	50,000	117,478
Harbor Gateway South	10/15/03	137,500	-	19,108	23,327	52,254	94,689	42,811	50,000	92,811
Historic Cultural	07/18/03	150,000	-	10,186	10,009	18,673	38,869	111,131	50,000	161,131
Historic Highland Park	06/03/03	162,500	6,250	46,679	25,650	18,629	97,207	65,293	50,000	115,293
Hollywood Hills West	04/09/03	162,500	6,250	18,257	32,585	4,437	61,528	100,972	50,000	150,972
Hollywood United	03/19/03	175,000	7,503	18,325	16,602	12,766	55,196	119,804	50,000	169,804
LA-32	09/05/03	150,000	-	10,002	39,731	36,962	86,695	63,305	50,000	113,305
Lake Balboa	06/02/05	62,500	-	-	6,250	6,159	12,409	50,091	50,000	100,091
Lincoln Heights	07/15/03	150,000	-	6,250	3,707	41	9,998	140,002	50,000	190,002
MacArthur	03/10/04	125,000	-	6,250	36,971	18,061	61,282	63,718	50,000	113,718
Mar Vista	07/15/03	150,000	-	10,034	31,369	25,152	66,555	83,445	50,000	133,445
Mid City	04/10/03	162,500	6,250	10,284	7,913	9,888	34,334	128,166	50,000	178,166
Mid City West	05/08/03	162,500	12,500	8,512	62,282	33,549	116,844	45,656	50,000	95,656
Mid-Town North Hollywood	07/31/03	150,000	-	23,558	52,927	27,443	103,928	46,072	50,000	96,072
Mission Hills	02/28/06	25,000				8,333	8,333	16,667	50,000	66,667
North Hills West	12/17/03	137,500	-	15,926	16,833	25,005	57,764	79,736	50,000	129,736
North Hollywood Northeast	01/30/04	125,000	-	6,250	-	18,293	24,543	100,457	50,000	150,457
Northridge East	08/19/05	50,000	-	-	-	8,533	8,533	41,467	50,000	91,467
Northridge West	09/27/05	50,000	-	-	-	9,659	9,659	40,341	50,000	90,341
Northwest San Pedro	04/02/03	162,500	6,250	12,028	32,725	63,190	114,193	48,307	50,000	98,307
Olympic Park	06/14/05	62,500	-	-	6,250	3,305	9,555	52,945	50,000	102,945
P.I.C.O.	03/07/03	175,000	6,250	34,838	44,349	19,905	105,342	69,658	50,000	119,658
Pacoima	07/15/03	150,000	-	12,787	24,043	29,767	66,597	83,403	50,000	133,403
Palms	09/29/05	50,000	-	-	-	8,333	8,333	41,667	50,000	91,667
Park Mesa Heights	07/18/03	150,000	-	7,529	26,029	2,462	36,019	113,981	50,000	163,981
Pico Union	07/12/04	100,000	-	-	6,606	12,623	19,228	80,772	50,000	130,772
Porter Ranch	01/27/04	125,000	-	7,656	5,261	38,904	51,821	73,179	50,000	123,179
Reseda	03/06/03	175,000	8,137	15,151	16,298	37,390	76,977	98,023	50,000	148,023

Neighborhood Council	Date Enrolled in Funding Program	Total Appropriation Through June 30, 2006	Expended 2002-03	Expended 2003-04	Expended 2004-2005	Estimated Expended 2005-06	Estimated Expended all years	Estimated Remaining Appropriation June 30, 2006	Appropriation 2006-07	Estimated Total Appropriation 2006-07
Sherman Oaks	07/31/03	150,000	-	17,917	42,565	8,693	69,174	80,826	50,000	130,826
Silver Lake	12/05/03	137,500	-	8,155	44,538	49,341	102,034	35,466	50,000	85,466
South Robertson	01/19/05	75,000	-	-	10,370	12,444	22,815	52,185	50,000	102,185
Southeast-Central	06/14/04	112,500	-	12,500	-	3,718	16,218	96,282	50,000	146,282
Studio City	09/18/03	150,000	-	6,669	51,318	29,957	87,945	62,055	50,000	112,055
Sun Valley	09/01/04	100,000	-	-	10,824	3,567	14,392	85,608	50,000	135,608
Sunland-Tujunga	03/11/04	125,000	-	13,867	52,855	34,178	100,899	24,101	50,000	74,101
Sylmar	09/29/04	100,000	-	-	31,689	57,531	89,220	10,780	50,000	60,780
Tarzana	09/15/03	150,000	-	24,293	33,193	10,146	67,633	82,367	50,000	132,367
United Neighborhoods	04/16/03	162,500	6,250	9,871	26,177	35,639	77,937	84,563	50,000	134,563
Valley Village	04/09/04	112,500	-	6,250	11,717	15,897	33,864	78,636	50,000	128,636
Van Nuys	07/27/05	50,000	-	-	-	24,536	24,536	25,464	50,000	75,464
Vermont Harbor	07/19/04	100,000	-	-	15,487	320	15,807	84,193	50,000	134,193
Vernon / Main	12/17/03	137,500	-	8,417	6,347	11,822	26,586	110,914	50,000	160,914
Watts	12/17/03	137,500	-	12,497	48,506	38,893	99,896	37,604	50,000	87,604
West Adams	11/19/03	137,500	-	6,981	5,759	23,392	36,132	101,368	50,000	151,368
West Hills	03/19/03	175,000	6,250	43,564	44,611	31,289	125,714	49,286	50,000	99,286
West Los Angeles	02/25/05	75,000	-	-	6,250	6,981	13,231	61,769	50,000	111,769
Westchester / Playa Del Rey	02/10/03	175,000	9,927	24,928	19,932	73,901	128,688	46,312	50,000	96,312
Westside	06/16/03	162,500	6,250	1,441	19,139	8,372	35,202	127,298	50,000	177,298
Wilmington	03/25/03	175,000	6,250	14,238	59,919	27,005	107,412	67,588	50,000	117,588
Wilshire Center / Koreatown	03/24/05	75,000	-	-	15,217	22,785	38,003	36,997	50,000	86,997
Winnetka	07/12/04	100,000	-	-	20,061	14,269	34,330	65,670	50,000	115,670
Woodland Hills / Warner Center	03/25/03	175,000	6,450	5,737	20,575	49,043	81,805	93,195	50,000	143,195
Total		$10,975,000	$167,244	$930,889	$1,833,607	$1,973,264	$4,905,004	$6,069,996	$4,250,000	$10,319,996

NOTE:

All data in this table is based on information maintained by the Department of Neighborhood Empowerment.

PROPOSITION A LOCAL TRANSIT ASSISTANCE FUND

BASIS FOR THE PROPOSED BUDGET

The 2006-07 Proposed Budget for the Proposition A Local Transit Assistance Fund relates to current year funding as follows:

		Amount	% Change
2005-06 Adopted Budget	$	168,434,033	
2006-07 Proposed Budget	$	168,720,036	
Change from 2005-06 Budget	$	286,003	0.2%

The Proposed Budget for the Proposition A Local Transit Assistance (Prop A) Fund is allocated by the County by population and provides for the use of the one-half cent sales tax revenues for the planning, administration and operation of Citywide public transportation programs. Proposed appropriations comply with the Prop A Local Return Program Guidelines adopted by the Metropolitan Transportation Authority (MTA), which administers this program approved by the voters in November, 1980. The MTA-approved guidelines for Prop A funds reflect a distribution of funding as follows: 40 percent for discretionary and incentive projects; 35 percent for rail transit and 25 percent for local jurisdictions.

BUDGET HIGHLIGHTS

- The Budget uses the MTA's countywide growth rate to forecast sales tax revenue, which predicts similar receipts to those from 2005-06.
- DASH Services – Increased funds are provided to reflect current contracts on several DASH routes including DASH Areas 1 through 5.
- Funds previously included in Proposition A for the Exposition Light Rail (Expo) are now included in Proposition C. This is because of a structural deficit within the Proposition A fund that is likely to require several budget cycles to resolve.

	2005-06 Adopted Budget	2006-07 Proposed Budget
Balance Available, July 1	$ 68,541,033	$ 59,775,359
Receipts: Revenue	63,575,000	61,494,182
Interest	2,376,000	2,456,156
Front Funds/Matching Funds - Reimbursements from Other Agencies	25,697,000	35,355,456
Transit Scrip	1,495,000	1,500,000
Rail Transit Facilities Reimbursements	--	1,402,000
MTA Bus Passes		350,000
Farebox Revenue	6,750,000	6,386,883
Total Receipts	$ 99,893,000	$ 108,944,677
Total Available Balance	$ 168,434,033	$ 168,720,036

	2005-06 Adopted Budget	2006-07 Proposed Budget
CITY TRANSIT SERVICE. Except where noted, variances reflect 2006-07 costs associated with existing, negotiated contracts or estimated costs for new contracts based on historical expenditures and cost-of-living increases.		
DASH - Central City. Downtown DASH and DASH - Venice.	$ 8,932,000	$ 9,229,000
DASH - Community DASH Area 1. This service consists of six DASH services (Crenshaw, King-East, Leimert/Slauson/Midtown, Pueblo del Rio, Southeast and Wilshire Center/Koreatown).	4,907,000	6,600,000
DASH - Community DASH Area 2. This service consists of seven services (Community Connection 208, Fairfax, Eagle Rock/Highland Park, Hollywood, Hollywood/West Hollywood, Hollywood/Wilshire and Lincoln Heights/Chinatown).	5,853,000	8,200,000
DASH - Community DASH Area 3. This service consists of five DASH services (Northridge, Van Nuys/Studio City, Panorama City/Van Nuys and Warner Center and Commuter Express 575).	3,569,000	6,830,000
DASH – Chesterfield Square/Vermont Main. This line was previously called Manchester Florence/Vermont Main and is now included as part of DASH Package 5.	1,983,000	--
DASH - Community DASH Area 4. This area includes routes through Pico Union, Echo Park, El Sereno and City Terrace.	5,574,000	5,822,500
DASH – Community DASH Area 5. This area includes routes through Watts, Wilmington, San Pedro, Chesterfield Square and Vermont-Main. These routes were formerly funded through individual contracts; this funding represents the anticipated need for the bundled contract for 2006-07.	--	5,454,000
DASH – San Pedro. These costs are now included under DASH Package Five.	634,000	--
DASH - San Pedro Electric Trolley. Until 2005-06, this project was jointly sponsored and funded by the Transportation, Harbor and Water and Power Departments, each of which paid one-third of the annual cost to fund a route serving cruise line passengers and other tourists in the San Pedro area. DOT indicates, however, that Harbor and Water and Power will split the cost of this service; therefore, no funds are needed from Prop A.	225,000	--
DASH - Watts (Routes A and B). These costs are now included under DASH Package Five.	1,190,000	--
DASH - Wilmington. These costs are now included under DASH Package Five.	1,270,000	--
City Hall Shuttle.	336,000	354,000

	2005-06 Adopted Budget	2006-07 Proposed Budget
DASH – New Services, Routes to be Determined. Funds were provided to expand the DASH Program by two lines in 2005-06.	$ 2,052,000	$ --
Commuter Express. This service consists of Commuter Express routes and the Downtown Metrolink Shuttle.	11,626,000	12,412,000
Fuel Reimbursement. Funds are budgeted in the event that additional monies are needed to provide relief from higher-than expected fuel prices. Prior to recommending expenditure of these funds relative to specific transit contracts, approval must be secured from the Mayor and Council.	--	1,900,000
Commuter Transportation Implementation Plan. This service provides commuter bus service to areas throughout the South Bay and El Segundo. The service is funded by the City, seven South Bay cities and the MTA.	118,000	124,700
Transit Facility Security and Maintenance. This appropriation provides for the security and maintenance of Metrolink and Amtrak stations. The 2005-06 amount includes Commuter Express Park-and-Ride lots.	1,260,000	1,009,300
Marketing/Advertising. Funds are provided for the marketing of City transit services. Increased funds are requested to improve effectiveness and outreach of this program.	1,190,000	1,190,000
Transit Sign Production and Installation. Funds are provided for transit-related signs, generally for new or modified services.	37,000	37,000
Transit Store. This service provides a central information outlet for transit services. The store provides information, sells tickets, MTA fare media and passes and handles customer service complaints. The 2006-07 brings the appropriation in line with actual expenditures.	300,000	450,000
Reimbursement for MTA Bus Pass Sales. The Transit Store sells MTA bus passes and the proceeds are deposited into City accounts. In order to transfer the proceeds to MTA, an expenditure appropriation is required.	--	350,000
Support Services to MTA. Funds are provided for payment to MTA to maintain common bus stops and to distribute DASH and Commuter Express maps and schedules.	73,000	85,000
Transit Education for Schools. Funds are provided for the "Safe Moves" program taught at schools. Presentations are made to 300,000 children annually.	110,000	110,000
Total City Transit Service	**$ 51,239,000**	**$ 60,157,500**

	2005-06 Adopted Budget	2006-07 Proposed Budget
SPECIALIZED TRANSIT		
Senior Youth Transportation Charter Bus Program. Increased funds are provided to expand the operation of recreational and educational charter bus service provided to community groups. The primary users of this service are the Department of Recreation and Parks and the Santa Monica Mountains Conservancy.	$ 3,135,000	$ 3,250,000
Automated Paratransit System. Funds are provided to continue maintenance of the Cityride automated registration, order taking, scheduling and routing system.	250,000	250,000
Paratransit Program Coordination Services. Funds are provided to continue Cityride program services, including registration, distribution of transit scrip, collection of revenue and automation.	1,321,000	1,300,000
Cityride Dial-a-Ride Services in San Fernando Valley/Central LA (Areas 1 and 2).	4,873,000	5,500,500
Cityride Dial-a-Ride Services in Crenshaw/Watts/Harbor Area (Area 3).	3,172,000	2,976,500
Cityride Scrip. Funds are provided for reimbursement to the MTA for discounted monthly passes sold to senior citizens and disabled persons. The funds also reimburse for transit scrip to taxi and private van companies providing services to senior citizens and disabled persons.	14,600,000	14,600,000
Multipurpose Center Shuttle. Funds are provided for operation of door-to-door transit service to frail elderly and disabled individuals. This program is based at the Department of Aging's Senior Multipurpose Centers (see Department of Aging entry in Support Programs category below).	3,493,000	3,599,500
Subtotal Specialized Transit	**$ 30,844,000**	**$ 31,476,500**
TRANSIT CAPITAL		
Community DASH Expansion. Funds in 2005-06 provided six additional vehicles to support expanded routes in response to the needs of increasing ridership. Funds in 2006-07 will provide three additional vehicles for the same purpose.	$ 3,090,000	$ 1,545,000
Community DASH Maintenance Van. Funds were provided in 2005-06 to purchase two panel vans for use by City transit operations mechanics. Funds are not needed for this purpose in 2006-07.	48,000	--

	2005-06 Adopted Budget	2006-07 Proposed Budget
Commuter Express Hybrid Electric Demonstration Project. This one-time request will cover the City's share of costs for five replacement Commuter Express vehicles that will use hybrid technology The City's share represents 20 percent of the total vehicle cost for the buses, while the remaining 80 percent will be covered by Federal Transit Administration funds.	$ --	$ 600,000
Cityride Vehicle Replacement. Funding is provided to replace 15 existing Cityride vans at a cost of $85,000 each. Funds are not needed for this purpose in 2006-07.	1,275,000	--
Third Party Inspections for Transit Capital. DOT protects its investment in its DASH and Commuter Express vehicles by ensuring that an objective party checks the vehicles at the end of the contract upon turnover between contractors.	100,000	100,000
Transit Bureau Data Management System. This project will create a central, web-based data collection system for all operating, fleet and service information involving Cityride, Commuter Express and DASH services. It is anticipated that this web-based reporting system will provide more accurate and on-time data involving transit operations and related contractors. Funds are needed on a one-time basis.	--	350,000
Transit Safety/Security Notification System. Funds are provided to install an emergency notification system on 262 DASH and Commuter Express vehicles with an emergency notification system. The system will allow drivers to manually initiate an electronic message on the vehicle's destination signs. This is a proactive step to safeguard the City's public transit system in the event of a security or other threat. Funds are needed on a one-time basis.	--	131,000
Bus Inspection Facility. Funding was provided in 2005-06 to design and construct a bus inspection facility. It is envisioned that having such a facility will make maintenance of the City-owned buses more efficient by providing a single location for maintenance. While no funds are being requested in 2006-07, it is likely that additional Prop A funds will be needed in a future budget year to complete the project which is estimated to cost $30 million.	2,400,000	--
Fleet Replacement – DASH. Funding was provided in 2005-06 to replace three DASH buses that were at or past their replacement date. Funds are not needed for this purpose in 2006-07.	927,000	--
Subtotal Transit Capital	**$ 7,840,000**	**$ 2,726,000**

	2005-06 Adopted Budget	2006-07 Proposed Budget
RAIL TRANSIT FACILITIES. Note that future needs may be offset by Prop C funding.		
Beaudry Avenue Bus Terminal. This project was funded in 2005-06 and rebuilt Beaudry Avenue between Fourth and Sixth Streets in Downtown Los Angeles. Additional funding for this project is not needed in 2006-07.	$ 250,000	$ --
Cal State Los Angeles Transit Center. Funds were provided to remedy geologic conditions discovered during design of this project; however, these funds were not needed and will be reprogrammed elsewhere in the Prop A Budget.	300,000	--
Eastside Light Rail Extension. Funds were provided in 2005-06 to assist in the construction of this project, which includes six miles of light rail, capacity for 22,000 daily boardings, eight stations and twin tunnels under Boyle Heights. This light rail extension is expected to open in late 2009. No specific funding needs have been identified for 2006-07.	2,500,000	--
Exposition Light Rail (Expo). Funds were provided in 2005-06 to expedite work on this project that will run from the Los Angeles Central Business District west along Exposition Boulevard to Culver City. Proposed funding for 2006-07 is included in the Proposition C Budget and reflects the City's agreed-upon commitment for Year Two funding.	3,500,000	--
Metro Orange Line. Funds were provided in 2005-06 for the Orange Line, which is a 14-mile landscaped transitway connecting Warner Center and the North Hollywood Metro Rail Station. The project is completed and no funds are needed for 2006-07.	2,500,000	--
Metrolink Crossing Improvements. Funds are also provided in the Proposed Prop C Budget. Portions that qualify for Prop A are for additional safety improvements.	100,000	100,000
Metro Rail Annual Work Program. The Metropolitan Transportation Authority (MTA) reimburses the City for support of Metro Rail-related construction, which includes design, clean-up, construction, detour and public safety activities required to construct various Metro Rail-related projects.	3,250,050	3,275,000
Red Line Tunneling Study. Funds were provided in 2005-06 to support a study researching the feasibility of tunneling along Wilshire Boulevard to create a Red Line Metro Rail route that would include stops along Wilshire Boulevard. No specific funding needs have been identified for 2006-07.	1,000,000	--

	2005-06 Adopted Budget	2006-07 Proposed Budget
Warner Center Transit Hub. The Warner Center Transit Hub was funded in 2005-06 and serves as a terminal and transfer point for MTA's new Bus Rapid Transit service (Orange Line) and provides a link for local and commuter bus services run by MTA and other regional transit agencies. Funds are not needed for this project in 2006-07.	$ 750,000	$ --
Subtotal Rail Transit Facilities	**$ 14,150,050**	**$ 3,375,000**
SUPPORT PROGRAMS		
Aging. Funds for staff to administer the Multi-Purpose Centers shuttle program. (See Multi-Purpose Centers Shuttle entry in Specialized Transit).	$ 300,705	$ 306,092
Controller. Costs associated with Prop A administration.	97,000	99,724
Council. Costs associated with Prop A administration.	89,000	89,000
Contract Administration. Costs associated with the Metro Rail Annual Work Program.	540,000	577,104
Engineering. Costs associated with the Metro Rail Annual Work Program.	443,896	554,036
Board of Public Works. Costs associated with the Metro Rail Annual Work Program.	55,000	57,142
Street Lighting. Costs associated with the Metro Rail Annual Work Program.	170,566	174,719
Street Services. Funds are provided for the installation of bus pads and for the installation and improvement of bus stop landings and curb ramps by City staff.	2,230,939	2,253,939
Transportation. Funds are increased to reflect cost-of-living adjustments and the inclusion of overtime paid to staff charging time to Prop A-funded activities.	5,292,595	5,974,039
Reimbursement for General Fund Costs.	3,196,743	5,555,363
Accounting Integrated Reporting System. Funding is requested for maintenance and upgrades to the existing systems.	--	10,000
Encino Park and Ride. Funds were provided in 2004-05 to renovate and expand the Encino Park and ride lot. It was not believed that funds would be needed in 2005-06; however, due to increased construction costs, additional funds are required for this project in 2006-07 and will probably be requested in the future.	--	450,000

	2005-06 Adopted Budget	2006-07 Proposed Budget
Technology and Communications Equipment. Funds are provided to replace approximately 30 obsolete computers and other equipment used by Prop A-funded staff within the Department of Transportation.	$ 59,000	$ 60,000
Traffic Asset Management System (TAMS). TAMS is proposed to maintain installation and maintenance records and create a geographically-based traffic control device inventory database. This database is anticipated to help effectively manage the condition and performance level of the City's transportation infrastucture tools. Additional funds to support Phase Three of this Project are provided in Proposition C and the Special Parking Revenue Fund.	--	1,033,401
Transit and Taxi Operation Consultant. Funds are provided for work on a taxi customer service program, contract vehicle turnover inspections and audits of the paratransit, commuter express and charter bus programs.	200,000	200,000
Travel and Training. Reduced funds are provided to more closely match actual expenditures.	52,000	20,000
Unappropriated Balance (Wilshire Resurfacing) Funds were provided in 2005-06 for a resurfacing, reinforcement and transit improvement project on Wilshire Boulevard. Use of funds is dependent upon swapping City Proposition A dollars for MTA discretionary Proposition C funds.	10,178,595	--
Memberships and Subscriptions.	25,000	30,000
Subtotal Support Programs	**$ 22,931,039**	**$ 17,444,559**
MATCHING FUNDS		
Matching Funds - Other Agencies and MTA Call for Projects – Various Projects. Funds were provided in 2005-06 to enable the City to provide matching funds for various grants received from the MTA and other organizations. DOT anticipates the use of Prop C funds for this purpose in 2006-07.	2,000,000	--
Subtotal Matching Funds	**$ 2,000,000**	**$ --**
Total All Programs	**$ 129,004,089**	**$ 115,179,559**
OTHER APPROPRIATIONS		
Reserve for Future Transit Capital and Service	$ 39,429,944	$ 53,540,477
Total Other Appropriations	**$ 39,429,944**	**$ 53,540,477**
TOTAL APPROPRIATIONS	**$168,434,033**	**$ 168,720,036**

PROPOSITION C TRANSIT IMPROVEMENT FUND

BASIS FOR THE PROPOSED BUDGET

The 2006-07 Proposed Budget for the Proposition C Transit Improvement Fund relates to current year funding as follows:

		Amount	% Change
2005-06 Adopted Budget	$	76,675,993	
2006-07 Proposed Budget	$	97,136,564	
Change from 2005-06 Budget	$	20,460,571	26.7%

DEFINITIONS

MTA – Metropolitian Transportation Authority.
Call for Projects (Call) – Process created by MTA to allocate discretionary, countywide capital to regionally significant projects.
TGF – Transportation Grant Fund, which receives MTA grant and City matching funds for local transportation projects.

The Proposition C Anti-Gridlock Transit Improvement Fund (Prop C) receives funds from the one-half cent sales tax increase approved by County of Los Angeles voters in 1990. The funds are allocated countywide on a per-capita basis and may be used for public transit, paratransit and repair and maintenance of streets used by public transit. The MTA-approved guidelines for Prop C funds reflect a distribution of funding as follows:

Discretionary	40%
Transit-Related Highway Improvements	25%
Local Return (Allocation to Jurisdictions)	20%
Commuter Rail	10%
Security	5%

The budget for 2006-07 shows a substantial increase due mainly to the following factors: 1) fewer than anticipated expenditures and 2) an interim transfer during 2005-06 to Prop C of $16.4 million and anticipated transfer during 2006-07 of $2 million. The transfer represents accumulated interest in the TGF and is intended to augment the Prop C budget against an expected, short-term deficit due to cost overruns of Call projects.

BUDGET HIGHLIGHTS

, Funding for the Exposition Light Rail (Expo) is shifted in 2006-07 from Proposition A Funds to the Proposition C Budget. The Expo is a light rail project that will run from the Los Angeles Central Business District west and will connect to the existing Blue Line light rail system in Downtown Los Angeles. The City has committed to contribute $40 million to the construction of Expo through approximately 2010.

, Matching Funds: The funding provided reflects the cash flow needs for projects underway that were funded in previous year MTA Calls for Projects, the State Department of Transportation's Safe Routes to Schools Program and the City's match for TEA-21 projects. Funds totaling approximately $57.3 million are provided to continue these programs and other grant-funded projects that qualify for Prop C funding. The specific use of these funds will be addressed in the 2006-07 TGF Report. It should be noted that this amount includes funds to cover cost overruns for various Call projects.

	2005-06 Adopted Budget	2006-07 Proposed Budget
Balance Available, July 1	$ 13,809,993	$ 22,687,314
Total Proportionate Share of Funds	50,366,000	50,631,050
Interest	1,200,000	1,249,200
Matching Funds-Other Agencies	10,000,000	19,400,000
Reimbursement from Other Agencies	1,100,000	500,000
Interest Transfer from Transportation Grant Fund	--	2,000,000
Other	200,000	600,000
Total Revenue	$ 76,675,993	$ 97,067,564

	2005-06 Adopted Budget	2006-07 Proposed Budget
APPROPRIATIONS		
RAIL TRANSIT FACILITIES		
Exposition Light Rail Extension. Funds are provided to continue work on this project that will run from the Los Angeles Central Business District west along Exposition Boulevard to Culver City. The proposed amount meets the commitment made by the City to assist MTA with funding during 2006-07.		
Subtotal Rail Transit Facilities	**$ --**	**$ 4,700,000**
TRANSPORTATION DEMAND MANAGEMENT PROGRAM		
Los Angeles Neighborhood Initiative (LANI). Funds are increased to assist in the revitalization of transit-oriented neighborhoods through public and private partnerships. Increased funds are provided to expand this popular program.	$ 500,000	$ 550,000
Bicycle Programs. Funds are continued for the promotion of bicycle programs as an alternate mode of transportation.	30,000	30,000
School Bike and Transit Education. Funds are provided for a public education and outreach program that focuses on transit and bicycle safety.	250,000	250,000
Caltrans Maintenance of Bus Stops. Funds are provided for payment to Caltrans for the maintenance of bus stops on the Hollywood and Harbor Freeways. The increased funding more closely reflects historical expenditures.	30,000	30,000
Subtotal Transportation Demand Management	**$ 810,000**	**$ 860,000**
OPERATING PROGRAMS		
Railroad Crossing Program. Funding is continued for the repair of at-grade railroad crossings, which are those intersections where streets and railroads cross. Funds are used to repair and improve nine at-grade crossings, including one joint jurisdictional project with Los Angeles County. Railroad operators privately finance approximately half of the cost of each improvement. More funds are provided to help cover increased construction costs.	$ 544,000	$ 600,000
Subtotal Operating Programs	**$ 544,000**	**$ 600,000**

	2005-06 Adopted Budget	2006-07 Proposed Budget
STREET RESURFACING		
Street Services. Funds are provided for the resurfacing of streets heavily used by public transit.	$ 11,089,626	$ 11,089,626
Subtotal Street Resurfacing	**$ 11,089,626**	**$ 11,089,626**
CAPITAL IMPROVEMENT EXPENDITURE PROGRAM		
Street Lighting Projects. Funds are provided as matching and implementation funds for grant-funded transit related projects, such as transit shelter security lighting and streetscape projects.	$ 198,000	$ 495,000
Street Infrastructure Projects. Funds were provided in 2005-06 to complete various street infrastructure projects such as street widening and street reconstruction. These projects must be on streets heavily used by public transit, and no qualifying projects were identified for funding in 2006-07.	2,561,948	--
Subtotal CIEP	**$ 2,759,948**	**$ 495,000**
DEPARTMENTAL APPROPRIATIONS		
City Administrative Officer. Proposition A and C administration.	$ 53,000	$ 55,240
City Attorney. Proposition A and C legal services.	166,260	70,000
Mayor. MTA liaison.	155,000	157,000
Public Works:		
Contract Administration. Project support on the Metro Rail Annual Work Program is included in the Prop A Budget. Funding is provided here for inspection of Street Lighting projects funded by Prop C in the Capital Improvement Expenditure Program.	136,000	146,065
Street Lighting. One position is funded from Prop C to design transit-related projects such as transit shelter security lighting and streetscape projects.	81,456	83,620
Transportation:		
Traffic Device Installation and Maintenance	1,393,379	591,548
Signal Systems	739,915	710,660
Traffic Control	1,500,000	1,695,046
Neighborhood Traffic Management	--	377,753
Design Services	26,000	--
Construction	28,000	82,937
Project Development	2,479,530	2,690,838

	2005-06 Adopted Budget	2006-07 Proposed Budget
Transit Education	$ 159,595	$ 179,093
Pipeline and Franchises	162,324	319,698
Transportation Planning	342,719	384,016
General Administration and Support Program	117,811	509,276
Overtime for Support and TGF Staff	--	1,600,000
Subtotal Transportation	$ 6,949,273	$ 9,140,865
Subtotal Departmental Appropriations	**$ 7,540,989**	**$ 9,752,790**
SUPPORT PROGRAMS		
Bridge Improvement Program. Funds are provided to backfill the loss of Federal funds previously devoted to this program.	$ 4,000,000	$ 2,000,000
Traffic Asset Management System (TAMS). The Traffic Asset Management System (TAMS) is an information system to maintain installation and maintenance records using a GIS-based system for the City's 200,000 traffic and parking signs, 180,000 traffic signal lights, 30,000 pedestrian lights and 70,000 street messages. Automating the inventory database will enable the City to more effectively manage the condition and performance level of its transportation infrastructure. Funding is provided for Phase Three of the Project.	1,200,000	1,990,254
Temple Street Widening. Based on the initial traffic study for the requirements of the new police headquarters in the Downtown Area, street widening and other improvements were to be made on Temple Street between Alameda and Garey Street. Funds are no longer needed in 2006-07.	600,000	--
Second Street Widening. Funds are provided to expand Second Street between Los Angeles and Spring Streets to mitigate the impact of the new Los Angeles Police Department Headquarters.	--	500,000
Environmental Studies. Funds are included for as-needed consultant work for a variety of environmental, archaeological, historical and other such studies, as required by federal funding sources.	50,000	50,000
Reimbursement for Related Costs.	3,830,850	5,261,516
Financial Consultant Services. Funds are continued for as-needed expert financial assistance.	50,000	50,000
Technology and Communications Equipment. Funds are provided for replacement computers, computer and server-related cost, equipment and routine communications service requests.	64,000	100,000

	2005-06 Adopted Budget	2006-07 Proposed Budget
U.S. Highway 101 Corridor Congestion Relief Projects. Funds were provided in 2005-06 to address a number of projects to relieve the current congestion in this freeway corridor. Funds were not budgeted for 2006-07.	$ 1,000,000	$ --
Travel and Training.	17,500	10,000
Trustee Bond Services.	6,000	7,000
Subtotal Support Programs	**$ 10,818,350**	**$ 9,968,770**
TRANSPORTATION GRANT FUND WORK PROGRAM		
Front Funds - Other Agencies and MTA Call for Projects - Various Projects. The use of a revolving fund to front-fund and receive reimbursements allows the Department to budget only a portion of the anticipated need for a given project. It should be noted that the 2005-06 amount represents a combination of front and matching funds and cost overruns. The 2005-06 amount also includes funding for the Safe Routes to School Program and bike projects.	40,000,000	15,321,000
Matching Funds - Other Agencies and MTA Call for Projects - Various Projects. Funds are continued to enable the City to provide matching funds for various grants received from the MTA and other organizations. The use of a revolving fund to front-fund, match and receive reimbursements allows the Department to budget only a portion of the anticipated match.	--	26,247,000
Cost Overruns - Other Agencies and MTA Call for Projects - Various Projects. In many cases, estimates for Call Projects were done several years ago and, in the interim, construction labor and material costs have risen substantially. MTA does not provide funds for cost overruns involving Call projects; therefore, it becomes the City's responsibility to re-design these projects or contribute the additional, needed funds. Funds are continued to enable the City to provide matching funds for various grants received from the MTA and other organizations. The use of a revolving fund to front-fund, match and receive reimbursements allows the Department to budget only a portion of the anticipated match.	--	15,746,843
Subtotal Matching Funds	**$ 40,000,000**	**$ 57,314,843**
OTHER APPROPRIATIONS		

	2005-06 Adopted Budget	2006-07 Proposed Budget
Debt Service – MTA. Repayment to MTA for vehicles purchased in 1998-99.	$ 2,445,000	$ 2,355,535
Unallocated.	$ 668,080	$ --
Total Other Appropriations	**$ 3,113,080**	**$ 2,355,535**
TOTAL APPROPRIATIONS	**$ 76,675,993**	**$ 97,136,564**

SOLID WASTE RESOURCES REVENUE FUND

BASIS FOR THE PROPOSED BUDGET

The 2006-07 Proposed Budget for the Solid Waste Resources Revenue Fund (formerly the Sanitation Equipment Charge Revenue Fund) relates to current year funding as follows:

		Amount	% Change
2005-06 Adopted Budget	$	96,007,790	
2006-07 Proposed Budget	$	135,584,698	
Change from 2005-06 Budget	$	39,576,908	41.2%

The Solid Waste Collection, Transfer, Recycling, Recovery of Waste Resources and Disposal Fee (Solid Waste Fee) is imposed on all single family dwellings in the City and upon multiple unit dwellings for which the City provides refuse collection services. All receipts from the Solid Waste Fee are deposited into the Solid Waste Resources Revenue Fund and are used for principal and interest payments, lease payments, direct acquisitions, and associated expenses to acquire and repair sanitation equipment utilized in the collection and disposal of household refuse.

At the time of the Proposed Budget, there is an Ordinance pending before City Council that would amend the Municipal Code to change the existing Sanitation Equipment Charge into a comprehensive Solid Waste Collection, Transfer, Recycling, Recovery of Waste Resources and Disposal Fee. This amendment would allow the City to charge a fee covering all costs associated with the collection, disposal and recycling of solid waste. This would include, but not be limited to, the following activities: salaries; direct and indirect overhead costs; landfill costs, including disposal, resource recovery facilities or refuse to energy and fuel facilities and closure of City owned landfill facilities; the development, acquisition, construction, operation and maintenance of equipment, alternative fuel infrastructure, recycling, greenwaste processing, transfer facilities, or resource recovery facilities used in the collection, recycling, or recovery of solid waste resources; and storage of solid waste related equipment. Further, these revenues can be used for the payment of principal and interest payments on both existing and future revenue bonds for the above listed activities that are eligible for funding from bond proceeds.

BUDGET HIGHLIGHTS

- A four-year phased in rate increase is proposed beginning in 2006-07. The rates for single-family and multi-family residences will increase from their current levels of $11 and $7.27 respectively to the following levels:

Fiscal Year	Single Family	Multi Family
2006-07	$18.00	$11.88
2007-08	22.00	14.52
2008-09	26.00	17.16
2009-10	28.00	18.48

- Funding for the maintenance of the Bureau's refuse collection fleet is continued for the Department of General Services.

- Increased funding for the Bureau of Sanitation is provided to offset the current General Fund appropriation for Tip Fees. The 2006-07 Budget provides approximately $23 million towards the total annual cost of approximately $46 million in tipping fees, including the additional $5.4 million associated with disposing of 600 tons per day outside of City limits. The inclusion of these costs requires the adoption of the Ordinance noted above.

- Cash financing of containers in 2006-07 using savings from 2005-06. Typically, containers are funded through Revenue Bonds, however in 2005-06 there was unanticipated revenue from interest and credits on existing debt as well as a delay in the issuance of the 2005-06 bond that created sufficient savings to cash finance container purchases in 2006-07. This action decreases future year debt service.

Solid Waste Resources Revenue Fund

		2005-06 Adopted Budget	2006-07 Proposed Budget
Balance Available, July 1:		$ 10,189,790	$ 22,823,698
Receipts:	Solid Waste Fee	85,694,000	112,123,000
	Interest	180,000	600,000
	Other	14,000	38,000
Total Receipts:		$ 85,888,000	$ 112,761,000
Total Available Balance:		$ 96,077,790	$ 135,584,698

	2005-06 Adopted Budget	2006-07 Proposed Budget
SPECIAL PURPOSE FUND APPROPRIATIONS:		
Debt Service. Funds are provided for the payment of principal and interest on outstanding revenue bonds as well as for anticipated bond issues in late 2005-06 and in 2006-07.	$ 50,238,806	$ 46,290,000
Debt Administration. The costs associated with the issuance and administration of revenue bonds.	45,000	45,000
Arbitrage. Funds are provided to pay arbitrage on outstanding revenue bonds, if needed.	30,000	30,000
Sanitation Expense and Equipment. Funds are provided for non-capital expenses and equipment for the Bureau of Sanitation. In 2006-07, funds are provided for the purchase of containers, which have been financed through revenue bonds in prior years but are proposed for cash financing in 2006-07 utilizing savings and unanticipated revenues from 2005-06.	--	20,000,000
Reimbursement of General Fund Costs.	15,496,397	15,496,397
Department of Water and Power Fees. Funds are provided for the costs of billing and collecting the Sanitation Equipment Charge.	1,315,200	1,315,200
Subtotal Special Purpose Fund Appropriations	**$ 67,125,403**	**$ 83,176,597**
GENERAL FUND REIMBURSEMENTS		
SEC funds are provided to reimburse the General Fund for the cost of Sanitation Equipment Charge related activities in various City departments, offices and bureaus. Except where noted, increases reflect cost-of-living salary adjustments.		
General Services – Maintenance of refuse collection fleet.	$ 22,692,264	$ 23,002,876
Bureau of Sanitation – Deployment of containers and a portion of the Bureau's Call Center. For 2006-07, a portion of the Bureau's Tip Fee expense is also funded.	6,260,123	29,405,225
Subtotal General Fund Reimbursements	**$ 28,952,387**	**$ 52,408,101**
TOTAL APPROPRIATIONS	**$ 96,077,790**	**$ 135,584,698**

SPECIAL PARKING REVENUE FUND

BASIS FOR THE PROPOSED BUDGET

The 2006-07 Proposed Budget for the Special Parking Revenue Fund (SPRF) relates to current year funding as follows:

		Amount	% Change
2005-06 Adopted Budget	$	33,650,055	
2006-07 Proposed Budget	$	71,987,221	
Change from 2004-05 Budget	$	38,337,166	113.0%

The Special Parking Revenue Fund (SPRF) receives all monies collected from parking meters and City-owned parking lots in the City in accordance with Division 5 of the Los Angeles Administrative Code. Under the ordinance that took effect July 1, 2000, SPRF monies may be used for the following purposes: 1) purchasing, leasing, installing, maintaining, operating, regulating and policing of parking meters and metered spaces, collection of meter revenue and related expenses (for the purposes of this section, the policing of parking meters shall not include the routine and customary issuance of parking citations); 2) the purchase, improvement and operation of off-street parking facilities; 3) the painting and marking of streets and curbs required for the parking of motor vehicles within parking meter zones; 4) repayment of borrowed City funds; and, 5) the payment of debt service costs incurred for off-street parking facilities. Off-street parking facilities financed from the Special Parking Revenue Fund should be in close proximity to the business districts in which parking meter zones are established and should be paid from the receipts of parking meters installed in those business districts.

The Special Parking Revenue Fund Ordinance was amended in June 2001 to provide for the use of the Special Parking Revenue Fund for City employee parking and to specify that the revenues generated therefrom shall be deposited into the City Employee Ridesharing Fund.

BUDGET HIGHLIGHTS

- Projected total receipts from parking meters and operated lot revenues are over $33 million. This increase over projections for 2005-06 is primarily attributable to expected increases in lot patronage and revenue from the Van Nuys Parking Lot Group, including the Van Nuys Civic Center. Gross revenues at the Hollywood-Highland Parking Facility are expected to increase as the Retail/Entertainment Center continues to increase tenant occupancy and entertainment bookings.

- Funds are provided to continue the Parking Lot Refurbishment Program. Details are also available in the Municipal Facilities Blue Book.

- The substantial increase in the funds available reflects attempts to better plan for projected capital equipment purchases and projects to be designated by ordinance or resolution. By carrying over fewer prior-year unexpended appropriations, more funds are available for use in 2006-07.

	2005-06 Adopted Budget	2006-07 Proposed Budget
Balance Available, July 1	$ 75,947,618	$ 86,864,323
Less: Prior Year's Unexpended Appropriations	75,947,618	52,798,568
Adjusted Balance	--	34,065,755
Revenue: Parking Meters	22,300,000	21,697,830
Parking Lots	3,650,055	5,249,980
Hollywood and Highland Lot	6,000,000	6,600,000
Interest	1,700,000	3,538,656
Other Transfers and Deposits	--	835,000
Total Revenue	$ 33,650,055	$ 37,921,466
Total Available Balance	$ 33,650,055	$ 71,987,221

	2005-06 Adopted Budget	2006-07 Proposed Budget
SPECIAL PURPOSE FUND APPROPRIATIONS:		
Collection Services. Funds are provided for parking meter collection services. The contractor currently services approximately 42,000 individual meters and four multi-space meters. The proposed increase in 2006-07 is based on a cost-of-living adjustment included in the current contract.	$ 870,000	$ 1,016,500
Contractual Services. Funds are provided for lot operation agreements. The increase in funding for 2006-07 is due to the addition of $500,000 for marketing, financial and parking consultant services, $260,000 for increased operational costs for Hollywood and Highland and $585,000 for increased operational costs at other parking lots.	8,002,100	8,634,600
Library Trust Fund. Funds are provided to subsidize the Central Library validation program. Increased funds are provided in 2006-07 to more closely match actual expenditures.	120,000	238,720
Maintenance, Repair & Utility Service for Off-Street Parking Lots. Funds are provided for recurring costs (security, sweeping, lighting, landscape maintenance, debris removal on lots and utilities) and non-recurring costs (repair of wheel stops, walls, signs, potholes, gates, fences, slurry seal and resurfacing).	1,081,205	2,350,000
Parking Facilities Lease Payments. Funds are provided for payments on leases for four parking facilities throughout the City.	517,000	576,400
Parking Meter & Off-Street Parking Administration. Funds are provided for direct staff costs for positions performing SPRF-related services. The increase includes cost-of-living adjustments for staff, the inclusion of funding for GSD to support their administration of a portion of the City's off-street parking and funds provided for overtime.	3,703,572	5,630,238
Parking Meter & Off-Street Parking Administration Related Costs. Funds are provided to reimburse the General Fund for related costs.	3,382,112	5,773,196
Replacement Parts, Tools & Equipment. Funds are provided for the purchase of parts, supplies and tools needed to repair and maintain the City's 42,000 electronic parking meters.	1,296,500	1,273,300
TAMS. Funds are provided to support a Traffic Asset Management System (TAMS). TAMS is proposed to maintain installation and maintenance records and create a geographically-based traffic control device inventory database. Funds to support Phase 3 of this project are also included from Props A and C.	--	803,757
Training. Funds are provided for annual parking-related conferences, exhibits and work-related training. Increased funds are provided to allow staff to travel to locations using multi-space meter and other new technologies.	5,000	25,000
Capital Equipment Purchases. Funds are provided to continue a variety of new and continuing initiatives. This includes funding to replace parking meters and install multi-space parking meters in select areas using updated technologies such as credit card readers and stall detection sensors.	2,420,000	4,824,000

	Special Parking Revenue Fund	
	2005-06 Adopted Budget	**2006-07 Proposed Budget**
Miscellaneous Equipment.	$ 5,000	$ 5,000
Parking System Revenue Bonds (Series 1999-A). Funds are provided for the repayment of bonds issued for the Hollywood-Highland project. Payments are scheduled through 2029.	5,397,123	5,397,123
Parking System Revenue Bonds (Series 2003-A). Funds are provided for the repayment of bonds issued for the Mangrove Estates project. Payments are scheduled through 2022.	3,212,438	3,212,438
Bond Administration. Funds are provided for a parking revenue bond trustee to manage debt service payments on Hollywood-Highland, Mangrove, Santee Court and, potentially, the Police Headquarters projects.	30,000	35,000
Projects to Be Designated. Unappropriated funds are available to fund capital expenditures. The amount includes partial funding of the new Police Headquarters Project.	2,322,005	18,900,000
Subtotal Special Purpose Fund Appropriations.	**$ 32,364,055**	**$ 58,695,272**
GENERAL FUND REIMBURSEMENTS		
Funds are provided to reimburse the General Fund for the cost of parking-related activities as permitted by the Ordinance in City departments, offices and bureaus.		
General Services Department. Funds were provided in 2005-06 for the purchase of four panel vans and two pickup trucks for the Department of Transportation's parking meter maintenance operations. Additional vehicles are not needed in 2006-07.	183,000	--
Transportation. Funds are provided to assist with a small portion of costs to replace existing equipment at the Central Communications Center in North Hollywood. The location handles all radio communications that occur among parking meter technicians and their supervisors.	--	29,227
Capital Finance Administration Fund. Funds are provided to cover debt service on MICLA bonds issued for the Studio City site acquisition.	236,000	236,000
Subtotal General Fund Reimbursements	**$ 419,000**	**$ 265,227**
Capital Improvement Expenditure Program. Funds are provided for specific projects such as Encore Hall, Blossom Plaza and Abbot Kinney Parking.	867,000	13,026,722
Subtotal CIEP	**$ 867,000**	**$ 13,026,722**
TOTAL APPROPRIATIONS	**$ 33,650,055**	**$ 71,987,221**

SPECIAL POLICE COMMUNICATIONS/ 9-1-1 SYSTEM TAX FUND

BASIS FOR THE PROPOSED BUDGET

The 2006-07 Proposed Budget for the Special Police Communications/9-1-1 System Tax Fund relates to current year funding as follows:

		Amount	% Change
2005-06 Adopted Budget	$	24,951,838	
2006-07 Proposed Budget	$	26,056,922	
Change from 2005-06 Budget	$	1,105,084	4.4%

On November 3, 1992, the voters approved an ordinance adding Article 1.16 to Chapter 11 of the Los Angeles Municipal Code, imposing a Special Police Communications/9-1-1 System Tax. The special tax is imposed for 20 years, commencing in 1993-94 and ending in 2013-14. The special tax will pay for up to $235 million in bonds to finance the following: co-location of the downtown Police Communications Center with the Fire Communications Center to a site that provides adequate space for both and allows for future growth; creation of a San Fernando Valley Communications Center to serve the emergency communications needs of the San Fernando Valley and West Los Angeles; replacement and expansion of the police radio communication system to utilize additional radio frequencies made available by the Federal Communications Commission in conjunction with those frequencies already in use; replacement of obsolete radios and acquisition of mobile data terminals for patrol officers; and, provide a Citywide communications back-up system. Lease revenue bonds secured by this special tax were issued as follows:

1. **Issue**: Series 1999-D (MICLA AI)
   Use of Proceeds: New money.
   Amount of Issue: $ 70,285,000
   Principal Outstanding July 1, 2006: $ 42,570,000
   Final Payment: 2011-12

2. **Issue**: Series 1999-E Refunding (MICLA AJ)
   Use of Proceeds: Refunded Series 1996-B (MICLA Z).
   Amount of Issue: $ 65,040,000
   Principal Outstanding July 1, 2006: $ 39,055,000
   Final Payment: 2013-14

3. **Issue**: Series 2002-F (MICLA AO)
   Use of Proceeds: New money.
   Amount of Issue: $ 52,325,000
   Principal Outstanding July 1, 2006: $ 43,250,000
   Final Payment: 2013-14

4. **Issue**: Series 2002-G Refunding (MICLA AP)
   Use of Proceeds: Partial Refunding of Series 1999-D (MICLA AI).
   Amount of Issue: $ 16,320,000
   Principal Outstanding July 1, 2006: $ 16,320,000
   Final Payment: 2013-14

As provided in the Special Tax Ordinance, appropriations from the Special Police Communications/9-1-1 System Tax Fund are made to the Office of the City Clerk and the Office of the City Administrative Officer to finance the cost of collecting and administering the special tax. The Ordinance also provides for appropriations to pay lease payments and other special purposes incidental to meeting the requirements of the Lease Agreement and related bond covenants. The proposed appropriations are described below:

APPROPRIATIONS	**2005-06 Budget**	**2006-07 Proposed Budget**	
City Administrative Officer	$ 29,453	$ 30,926	Provides reimbursement for the cost of collecting and administering the special tax.
City Clerk	324,638	324,257	Provides reimbursement for the cost of collecting and administering the special tax.
Overhead Costs - City Departments	674,803	485,306	Provides reimbursement for related costs incurred in the collection and administration of the special tax.
Arbitrage Rebate	1,891	--	Funds arbitrage rebate due for the Police Communications/9-1-1 System outstanding bond issuances, as required by the IRS tax regulations. No arbitrage payments are scheduled to be paid in 2006-07.
Bond Administration	30,000	25,000	Provides funding for trustee fees and other administrative costs.
Insurance	35,000	50,000	Funds annual insurance premiums.
Lease Payments	21,631,053	21,341,433	Provides funds for lease payments due on March 1 and June 1, pursuant to the lease of the Police Communications/ 9-1-1 System, MICLAs AI, AJ, AO and AP. Lease payments are used by the bond trustee to pay principal and interest on the bonds.
Lease Reserve	1,925,000	3,500,000	Provides funding for tax delinquency coverage, County collection fees and a reserve for tax refunds.
Loss Reserve	300,000	300,000	Funds a loss reserve fund that would pay deductibles for replacing equipment.
TOTAL APPROPRIATIONS	$ 24,951,838	$ 26,056,922	

The Bond Debt Service Reserve and the Lease Reserve were established to stabilize the tax rate over the remaining life of the special tax. The tax rate for 2006-07 is projected to be $0.83 per 100 square feet of improvements, a 14.5% decrease over the 2005-06 tax rate.

STORMWATER POLLUTION ABATEMENT FUND

BASIS FOR THE PROPOSED BUDGET

The 2006-07 Proposed Budget for the Stormwater Pollution Abatement (SPA) Fund relates to current year funding as follows:

		Amount	% Change
2005-06 Adopted Budget	$	35,814,907	
2006-07 Proposed Budget	$	34,804,754	
Change from 2005-06 Budget	$	(1,010,153)	(2.8%)

Adopted in August 1990, the Stormwater Pollution Abatement Charge imposed a fee on all properties in the City based on stormwater runoff and pollutant loading associated with property size and land use. The charge is collected by the Los Angeles County Assessor on the annual property tax bill. Annual receipts are approximately $28.6 million. SPA funds are used to treat and abate stormwater under the guidelines and regulations set forth by the United States Environmental Protection Agency (U.S. EPA) for stormwater discharges from large municipal storm drain systems. The SPA Fund also reimburses the General Fund for the costs of stormwater related activities in various City departments, offices and bureaus, including related costs. Funds are further provided for the construction of flood control and pollution abatement projects.

The State of California, Regional Water Quality Control Board, Los Angeles Region (Regional Board) regulates the treatment and abatement of stormwater through a National Pollutant Discharge Elimination System (NPDES) Municipal Stormwater Permit. This Permit is issued to the County of Los Angeles, the City of Los Angeles and 83 other cities in the County that operate their municipal storm drain systems as co-permittees of the County. The new Permit was adopted on December 13, 2001 and was effective February 1, 2002.

One of the regulatory tools of the Regional Board is oversight of Total Maximum Daily Loads (TMDLs), which are calculations of the maximum amount of a pollutant that a water body can receive and still meet water quality standards. Various TMDLs will be considered in subsequent years. The total cost for compliance with these standards is unknown at this time.

Adopted by the U.S. EPA on August 1, 2002, the Los Angeles River and Ballona Creek Trash TMDLs set a numeric target of zero trash in the water to be achieved within a ten-year timeframe. The first compliance date is September 20, 2006 by which the City must reduce the level of trash 20 percent from an established baseline limit. In addition, the City Council endorsed these TMDLs by adopting a goal of 60 percent trash reduction by September 30, 2009.

The Dry Weather Pathogen, or Bacteria TMDL, for Santa Monica Bay (SMB) was adopted by the U.S. EPA on July 15, 2003. It allows no exceedance days for bacteria during the summer months and three days exceedance during the winter months. The City intends to satisfy the Bacteria TMDL through the construction of Low Flow Diversion projects, which divert storm drain flows to the Hyperion Treatment Plant for treatment rather than allowing them to reach the Bay.

Adopted by the U.S. EPA on July 2003, the Wet Weather Bacteria for Santa Monica Bay Beaches TMDL includes an 18-year implementation schedule so that by 2021, there will be no more than 17 days of exceedances of allowable levels of bacteria in stormwater discharges during wet weather. The City coordinates this effort with the Cities of El Segundo and Santa Monica, California Department of Transportation and the County of Los Angeles and has prepared and implementation plan to achieve the goals of this TMDL. The plan uses an adaptive management approach through an iterative process to meet the first two milestones of this TMDL which are 10% to 25% reduction of exceedance days. The Implementation Plan has been submitted to the Regional Board for review and adoption at their April 2006 meeting.

The U.S. EPA adopted the Bacteria TMDL for Marina Del Rey (MDR) in March 2004. Similar to the SMB Bacteria TMDL, the MDR requires monitoring plans, work plans, reports and scientific studies to be submitted to the Regional Board on specified dates from 2004 to 2007. The City proposes to install Low Flow Diversion devices for dry-weather flows and apply the stakeholder process to meet wet-weather requirements.

The U.S. EPA adopted the Nitrogen TMDL for the Los Angeles River in March 2004. This TMDL places a limit for various nitrogen species on the City's major publicly owned treatment works in the Los Angeles River watershed. To remove nitrogen and meet discharge requirements by 2007, the City is converting the existing facilities at the D.C. Tillman and the Los Angeles/Glendale Water Reclamation Plants to provide nitrogen removal facilities (nitrification and denitrification).

Adopted by the by U.S. EPA on July 2003, the Los Angeles Harbor, Inner Cabrillo Beach (ICB) and Main Ship Channel (MSC) Dry and Wet Weather Bacteria TMDLs are intended to reduce bacteria levels in the ICB and MSC. These TMDLs require both dry and wet weather compliance within five years. The goal of the dry weather TMDL is to reduce the ICB and MSC to no more than three days of exceedances during the wet season. The City will implement Best Management Practices and structural control devices to achieve these goals.

Proposition O was approved in November 2004 and authorized the issuance of $500 million in general obligation bonds to fund water quality improvement projects. Oversight and direction of the program is provided by a five-member Administrative Oversight Committee (AOC) consisting of representatives from the City Administrative Officer, the Chief Legislative Analyst, the Department of Water and Power, the Office of the Mayor and the Board of Public Works. Monitoring of the program is also provided by a nine-member Citizens Oversight Advisory Committee (COAC) consisting of four members appointed by the Mayor and five members appointed by the City Council President. Specific projects to be funded from these bonds are subject to the criteria developed by the AOC and the COAC. Bond funds in the amount of $37 million were issued in July 2005.

BUDGET HIGHLIGHTS

- Funds are provided for nine flood control projects in the Capital Improvement Expenditure Program.
- Funds are provided for the non-capital expenses associated with maintaining the National Pollutant Discharge Elimination System (NPDES) Municipal Stormwater Permit.
- Implementation of a Developer Plan Review Fee to recover costs associated with ensuring water runoff anticipated during construction projects complies with applicable standards.

	2005-06 Adopted Budget	2006-07 Proposed Budget
Balance Available, July 1	$ 9,784,285	$ 6,834,154
Less: Prior Year's Unexpended Appropriations	5,000,000	3,500,000
Adjusted Balance	4,784,285	3,334,154
Receipts: Stormwater Pollution Abatement Charge	28,600,000	28,600,000
Developer Plan Review Fee	546,780	300,000
Interest	486,200	1,172,600
Other	150,000	150,000
Grant Reimbursements	1,247,642	1,248,000
Total Receipts	$ 31,030,622	$ 31,470,600
Total Available Balance	$ 35,814,907	$ 34,804,754

	2005-06 Adopted Budget	2006-07 Proposed Budget
SPECIAL PURPOSE FUND APPROPRIATIONS:		
Media Tech Center (General Services). Funds are provided in 2006-07 for payment of the SPA Fund proportionate share of lease costs and tenant improvements for the Media Tech Center, which was occupied by Bureau of Sanitation Watershed Protection Division employees in the summer of 2002.	$ 250,000	$ 100,000
Relocation Loan Repayment. The costs of the tenant improvements for the Media Tech Center were paid by a loan from the Sewer Construction and Maintenance Fund. The $1,234,600 loan will be repaid with interest within five years, in annual increments of approximately $250,000. Fiscal Year 2006-07 is the fifth year of the repayment schedule.	250,000	250,000
Expense and Equipment. Fiscal Year 2006-07 provides funding for the cost of renewing the City's National Pollutant Discharge Elimination System (NPDES) permit and for fees and permits associated with the Los Angeles San Gabriel Watershed.	150,000	150,000
NPDES Permit Compliance. Funds are provided for the non-capital expenses associated with maintaining the National Pollutant Discharge Elimination System (NPDES) Municipal Stormwater Permit.	500,000	500,000
Liability Claims. Funds are provided to pay for damage claims made by homeowners against the City for the cost of repairs to their residences damaged by flooding caused by the City's stormwater drainage system.	42,000	42,000
On-Call Contractors. Funds are provided for on-call contractors for emergency storm drain projects. On-Call contractors will repair damaged and/or non-functional storm drainage facilities protect properties from storm damage.	941,130	1,100,000
Subtotal Special Purpose Fund Appropriations	**$ 2,133,130**	**$ 2,142,000**

	2005-06 Adopted Budget	2006-07 Proposed Budget
GENERAL FUND REIMBURSEMENTS		
SPA funds are provided to reimburse the General Fund for the cost of stormwater related activities in various City departments, offices and bureaus, including related costs. Except where noted, increases reflect cost-of-living salary adjustments.		
Building & Safety – Inspections for stormwater facilities to meet the requirements of the NPDES Municipal Stormwater Permit.	$ 154,714	$ 75,729
Environmental Affairs – Regulatory and monitoring support.	179,093	236,099
General Services – Fleet maintenance and lease costs.	322,198	322,198
Planning – General Plan Framework staff.	74,475	74,938
Public Works		
Board Office – General oversight of the Department of Public Works and direct management of accounting and personnel functions.	190,157	193,885
Contract Administration – Construction inspection services.	266,556	279,309
Engineering – Design and construction management services.	4,051,104	4,157,459
Sanitation – Planning, operation and coordination services.	12,547,808	12,802,168
Street Services – Street sweeping, a pollution abatement Best Management Practice.	5,225,035	6,181,959
Related/Overhead Costs	7,330,637	4,739,010
Subtotal General Fund Reimbursements	**$ 30,341,777**	**$ 29,062,754**

	2005-06 Adopted Budget	2006-07 Proposed Budget
CAPITAL IMPROVEMENT EXPENDITURE PROGRAM		
Physical Plant. Funds are provided for nine Flood Control projects as part of the CIEP.	$ 3,340,000	$ 3,600,000
Subtotal CIEP	**$ 3,340,000**	**$ 3,600,000**
TOTAL APPROPRIATIONS	**$ 35,814,907**	**$ 34,804,754**

TELECOMMUNICATIONS FUND, LIQUIDATED DAMAGES and LOST FRANCHISE FEES

TELECOMMUNICATIONS DEVELOPMENT ACCOUNT

The 2006-07 Proposed Budget for the Telecommunications Development Account relates to current year funding as follows:

		Amount	% Change
2005-06 Adopted Budget	$	7,869,665	
2006-07 Proposed Budget	$	8,656,626	
Change from 2005-06 Budget	$	786,961	10.0%

The Telecommunications Development Account is funded by cable television franchise fees and liquidated damages. Appropriations are made from the Telecommunications Development Account to (1) other departments and funds in order to provide telecommunications-related services, and (2) fund Telecommunications-related costs in the Information Technology Agency. Funds that remain in the Telecommunications Development Account are used for public, educational and government access programming and other telecommunications uses in the City.

	2005-06 Adopted	2006-07 Proposed
REVENUE		
Balance Available, July 1	$ 490,243	$ 4,420,361
Receipts	8,850,000	9,600,000
Total Revenue	$ 9,340,243	$ 14,020,361
Less Unallocated Balance/Transfer to General Fund:	$ (1,470,578)	$ (5,363,735)
Telecommunications Development Account Available Funds	$ 7,869,665	$ 8,656,626

Municipal Access Appropriations

		2005-06 Adopted	2006-07 Proposed
APPROPRIATIONS			
1.	Channel 35 and Municipal Access		
	Printing and Binding	$ 26,750	$ 26,750
	Contractual Services	971,000	1,071,000
	Governmental Meetings	--	--
	Office and Administrative Expense	10,000	10,000
	Operating Supplies and Expense	75,000	75,000
	Equipment	240,000	--
	Communication Services	25,000	25,000
	Production Studio Equipment	190,000	430,000
	Production Studio Communication Services	20,000	20,000
	Insurance for Selected Contractors	32,000	32,000
	Subtotal	$ 1,589,750	$ 1,689,750
2.	Related Costs	1,571,526	1,747,681
3.	Grants to Third Parties (Citywide Access Corp.)	555,000	555,000
4.	Information Technology Agency Direct Costs	2,808,221	2,812,534
5.	Department of General Services	226,216	353,217
6.	City Attorney	203,952	238,444
7.	Cable Franchise Renewal Program	585,000	1,005,000
8.	Cable Rate Regulation	330,000	255,000
	Total Appropriations	$ 7,869,665	$ 8,656,626

Once all appropriations and transfers have been made from the Telecommunications Development Account for Departmental and Municipal Access, funds in the amount of $5,363,735 remain. This amount will be transferred to the General Fund.

PURPOSE OF FUND

Forty percent (40%) of all monies received or collected from telecommunications franchise holders are deposited into this account. The cable television franchise payment represents a payment for use of City streets and rights of way. It is calculated at the rate of five percent of gross revenue received by the cable companies (sixty percent is deposited into the General Fund). Fund monies may be used for public, educational and government access related purposes, and other telecommunications uses.

Detail of Municipal Access Appropriations

	Total Expense
Printing and Binding	
Funds are provided for various expenses such as printing of approximately 200 program guides per month for the municipal access channel.	$ 26,750
Contractual Services	
Funds are provided for projected ongoing contractual services for municipal programming, including ongoing Channel 35 closed caption services.	1,071,000

		Total Expense
Office and Administrative Expense		
Funds are provided for various expenses such as the submission of outstanding municipal access programming for award consideration, computer supplies, video reference books, membership and training related to municipal access production.	$	10,000
Operating Supplies and Expense		
Funds are provided for necessary props, videotapes, production supplies, sound effects and music library, maintenance and art supplies for the production of municipal access programming.		75,000
Equipment		
Funds are provided for replacement and backup for digital audio and video gear, automated playback system, graphic stations, cameras, videotape machines, test equipment and audio mixers.		--
Communication Services		
Funds are provided to pay for Council phone leased line charges.		25,000
Production Studio Equipment		
Funds are provided for lighting fixtures, control room equipment and Council video and studio equipment to make the LA Cityview 35 production studio operational.		430,000
Production Studio Communication Services		
Funds are provided for telephone and data connections, as well as a fiber optic link between the new Production Studio and the fiber optic signal processing central control device at the San Pedro facility.		20,000
Insurance for Selected Contractors		
Funds are provided for general liability and automobile insurance for City vehicles driven by Channel 35 contract employees.		32,000
Detail of Remaining Appropriations		
Related Costs		
Funds are provided for reimbursement of General Fund monies for employer contribution to health and retirement plans related to TDA supported employees.		1,747,681
Grants to Third Parties		
Funds are provided for the management and operation of Public Education and Government (PEG) Channel 36, which provides cable television programming.		555,000
Information Technology Agency Direct Costs		
Funds are provided for reimbursement of General Fund for employee salaries of TDA supported employees.		2,812,534
Department of General Services		
Funds are provided for reimbursement to the Department of General Services for building rent and related services.		353,217

		Total Expense
City Attorney		
Funds are provided to reimburse the City Attorney for legal services in support of TDA functions.	$	238,444
Cable Franchise Renewal Program		
Funds are provided for cable television franchise renewal contractual services, including franchise fee auditing and technical auditing for the City's 14 franchise areas, as well as for outside legal counsel.		1,005,000
Cable Rate Regulation		
Funds are provided for the review of cable rates and possible rate restructuring as required.		255,000

UNAPPROPRIATED BALANCE

BASIS FOR THE PROPOSED BUDGET

The 2006-07 Proposed Budget for the Unappropriated Balance relates to current year funding as follows:

		Amount	% Change
2005-06 Adopted Budget	$	45,906,074	
2006-07 Proposed Budget	$	26,772,091	
Change from 2004-05 Budget	$	(19,133,983)	(41.7) %

In accordance with Charter Section 312, the Unappropriated Balance provides funds for appropriations after budget adoption to meet contingencies as they arise. Specific funding, personnel, equipment and/or procedures cannot be adequately defined for contingencies that occur during the fiscal year. By recognizing such contingencies in the Unappropriated Balance, start-up funding is provided. Use of monies in the Unappropriated Balance is subject to approval of specific reports and recommendations to the Mayor and Council.

		2005-06 Budget	2006-07 Budget
1.	3-1-1 Service Request System	$ 3,249,358	$ 1,120,000
2.	Alternative Waste Disposal Technology Study	1,100,000	2,000,000
3.	Boyle Heights Neighborhood City Hall	--	407,022
4.	Fire – Complaint Resolution Office	--	360,045
5.	GSD – Petroleum Products	1,000,000	9,000,000
6.	Gang Reduction Program	--	2,000,000
7.	LAPD Consent Decree Program	1,000,000	2,450,000
8.	Litigation Expense Account	750,000	750,000
9.	Los Angeles Regional Crime Laboratory	666,351	307,355
10.	Neighborhood Council Study	--	500,000
11.	New Fire Stations	--	299,762
12.	New Police Facilities	--	2,000,000
13.	Outside Counsel inc. Workers Comp.	3,000,000	2,700,000
14.	Peak Hour Construction Program	--	652,907
15.	Training For Final Decision Makers of Neighborhood Council Elections	--	25,000
16.	Water and Electricity	--	2,200,000
17.	Arts + Culture LA	1,500,000	--
18.	Asset Management Study	100,000	--
19.	Animal Shelters	574,000	--
20.	City Atty. – First Chance Program & Related Costs	114,996	--
21.	City Atty. – LAPD Expansion Support	594,860	--
22.	City Atty. – Operation Bright Future Prog./ Related Costs	126,096	--
23.	Cultural Affairs – Cultural & Historical Facilities	1,000,000	--
24.	Government Efficiency Unit	240,000	--
25.	Fire – Restoration of 5 Fire Captains	537,541	--
26.	Planning – Council Initiated Assignments	500,000	--
27.	R & P – Grant Writer Services	186,000	--
28.	R & P – Youth Supplemental Nutrition & Rec. Program	600,000	--
29.	LA Project for Violence Prevention	500,000	--
30.	LAUSD Governance	500,000	--
31.	LAPD Additional Sworn Hiring & Related Costs	7,563,199	--
32.	LAPD Prop. 69 Implementation	1,300,000	--
33.	Solid Waste Benchmarking Study	500,000	--
34.	Solid Waste Disposal Options	852,000	--
35.	Solid Waste Integrated Resource Plan	550,000	

36.	Office of the Treasurer Reorganization	50,000	--
37.	Tenant Improv. Costs – Background Investigators	200,000	--
38.	UNTAG Graffiti Abatement	500,000	--
39.	Wilshire Blvd. Concrete Bus Lane	10,178,595	--
40.	Systems Implementation for EOC/DOC/Fire Dispatch	948,838	--
41.	FMIS Replacement	4,325,866	--
42.	Fire – 10th Member Task Force	1,098,374	--
	Total	$ 45,906,074	$ 26,772,091

3-1-1 Citywide Service Request System -- $1,120,000. Funding is set aside to contract with experienced project management support staff to assist the independent contract Project Manager. This is consistent with project management best practices, and it will help the City with project design and development of a plan and schedule for consolidating City department call centers, eliminating toll-free numbers, and implementing the Citywide Service Request System. Funding is also provided for a Hosting Vendor to provide servers, system security, access to and 24-hour support for the software application, and disaster recovery capabilities and planning services to enable the implementation of this complex project.

Alternative Waste Disposal Technology Study -- $2,000,000. Funding is provided for Phase III of the Bureau of Sanitation's Alternative Technology study. These funds will provide the consultant support for the construction and implementation of an alternative technology solid waste disposal facility. It is anticipated that a report recommending implementation of a specific facility, which is the subject of Phase II of this study, will be forwarded for approval by the Mayor and Council in mid to late 2006-07. Funding is provided from the Integrated Solid Waste Management Fund.

Boyle Heights Neighborhood City Hall -- $407,022. Funding is set aside for building maintenance, custodial and utility services for this facility in anticipation of a scheduled 2006-07 opening.

Fire Complaint Resolution Office -- $360,045. It is anticipated that additional staffing is necessary due to increasing workload related to Board of Rights related investigations and presentations. However, a management audit by the Controller and a personnel audit by the Personnel Department are currently under consideration by various City Council Committees. Therefore, nine months funding for six positions (five civilian and one sworn) will be placed in the Unappropriated Balance until recommendations from the audits have been considered and adopted by the Mayor and City Council.

GSD-Petroleum Products -- $9,000,000. Continued steady world oil demand growth, combined with only modest increases in world oil production capacity, in addition to the continuing risks of geopolitical instability, are all expected to keep crude oil prices high through 2006-07. Funding is set aside as a contingency to pay for the City's petroleum costs.

Gang Reduction Program (Gang Prevention and Intervention Services) -- $2,000,000. Reducing youth gang crime and violence is an integral component to deterring criminal activity. A comprehensive and collaborative approach is required for the City to begin addressing the social conditions that lead youth to gang activity. Funding is provided in the Unappropriated Balance to implement the Gang Reduction Program and other proven gang prevention programs to initiate the City's collaborative efforts at reducing youth gang crime and violence.

LAPD Consent Decree -- $2,450,000. Funding of $1,650,000 is set aside for the LAPD Consent Decree Program as a contingency to pay for TEAMS II and Traffic and Pedestrian Stop System related expenses. Funding of $800,000 is also set aside for additional staffing in the Police Inspector General's office.

Litigation Expense Account -- $750,000. Funding is provided for the City Attorney to augment the Department's Litigation Expense Account (LEA). The LEA provides funding for outside service providers to perform various legal services such as investigations, medical testimony, messenger services, collections, depositions, transcripts and photocopies. It is envisioned that appropriations may be made on an interim basis or during the course of mid-year and/or year-end departmental reconciliations.

Los Angeles Regional Crime Laboratory -- $307,355. The new Los Angeles Regional Crime Laboratory is scheduled for completion in February 2007. Funding of $307,355 is set aside for the operating costs that will be incurred once the facility opens.

Neighborhood Council Study -- $500,000. The City Charter Section 912 requires the establishment of a Neighborhood Council Review Commission to evaluate the current system of neighborhood councils. Expenditures relative to staffing and other potential costs will be determined by the Commission once it is formed.

New Fire Stations -- $299,762. The Fire Department anticipates a number of new and replacement facilities to open during 2006-07. Funding for various expense and equipment items is set aside because exact opening dates for these facilities are not certain at this time.

New Police Facilities -- $2,000,000. The Valley and Metro Bomb Squad Facilities are scheduled for completion in January 2007, and the Los Angeles Regional Crime Laboratory is scheduled for completion in February 2007. Funding of $2,000,000 is set aside for furniture, technology equipment and other related expenses.

Outside Counsel including Workers' Compensation -- $2,700,000. Funding is provided for the City to employ additional attorneys to assist in litigation. The City Attorney retains outside firms on an occasional basis, typically when the type of litigation involved requires expertise that is not available in-house. Due to the difficulty in predicting the number and types of matters that require outside counsel, funding will be considered on a case-by-case basis. Funding is also continued to assist in litigation of workers' compensation cases, as well as to consolidate legal fee review and payment processing within the Office of the City Attorney.

Peak Hour Construction Program -- $652,907. The Peak Hour Construction Program will address the problem of gridlock caused by road construction during peak hours in the City's major streets. The program will enforce City policies prohibiting construction work on major roadways during peak traffic hours, including the issuance of administrative citations to contractors violating City ordinances. It will also require utility companies to pay fees for permits that are currently not being charged, as well as request inspection before construction starts. Inspectors will ensure compliance with the ordinance during peak hours, and will perform utility inspections during non-peak hours. Funding is set aside for the Bureau of Contract Administration pending development and finalization of the program's staffing and other expenses related to implementation.

Training for Final Decision Makers - Neighborhood Council Elections -- $25,000. The Citywide Neighborhood Council Election policy requires the Department of Neighborhood Empowerment to contract with Independent Election Administrators (IEA) to administer the elections and to ensure election neutrality. The policies also require that separate Final Decision Makers (FDM) review and make final decisions on any submitted election challenges. The requested funding would ensure that the department has qualified IEA's and FDM's for Neighborhood Council elections.

Water and Electricity -- $2,200,000. Funding is set aside for potential water and electricity rate increases applicable to City buildings and facilities during 2006-07.

WATER AND ELECTRICITY

BASIS FOR THE PROPOSED BUDGET

The 2006-07 Proposed Budget for Water and Electricity relates to current year funding as follows:

		Amount	% Change
2005-06 Adopted Budget	$	36,797,370	
2006-07 Proposed Budget	$	38,006,015	
Change from 2005-06 Budget	$	1,208,645	3.3%

The Proposed Budget provides funding in the amount of $9.6 million for water and $28.4 million for electricity for a total appropriation of $38.0 million. The budget provides for a $1.20 million increase over 2005-06. An additional $888,645 is included for the anticipated water and energy service requirements of 24 new facilities scheduled to open during 2006-07. These facilities include animal shelters, fire stations, cultural centers, police operations facilities, community centers, and other various buildings and municipal facilities.

SUBFUNCTION INFORMATION AND CHANGES

Subfunction	2006-07 Proposed Budget	Net Change from 2005-06 Adopted Budget	Comments
Lighting of Streets	$ 442,400	$ --	Electricity is supplied for Public Property Lighting.
Solid Waste Collection and Disposal	707,356	--	Water and energy are supplied to the various collection and disposal sites and maintenance yards.
Aesthetic and Clean Streets and Parkways	742,352	--	Water is provided to clean streets and to water parkway landscape.
Street and Highway Transportation	598,805	--	Water and energy are furnished to the asphalt plants and service yards.
Educational Opportunities	2,874,223	--	Water and electricity are furnished to the various libraries.
Recreational Opportunities	14,059,553	320,000	Water and electricity are supplied to parks and recreational facilities, Griffith Park Observatory and the Zoo. The 2006-07 Proposed Budget provides funds to continue the metering/re-metering of various buildings and facilities.
Public Buildings, Facilities and Services	18,581,326	888,645	Water and electricity are furnished to all public buildings maintained by the General Services Department, including fire and police stations. Funding for public facilities is increased for 2006-07 to provide for the service requirements of 24 new buildings and facilities.
TOTAL	$ 38,006,015	$ 1,208,645	

2006 TAX AND REVENUE ANTICIPATION NOTES, DEBT SERVICE FUND

BASIS FOR THE PROPOSED BUDGET

The 2006-07 Proposed Budget for the 2006 Tax and Revenue Anticipation Notes, Debt Service Fund, relates to the current year funding as follows:

	2005-06 Adopted Budget	2006-07 Proposed Budget	% Change
Debt Service – Pension Fund	$ 171,510,319	$ 290,558,595	41.0%
Debt Service – Retirement Fund	269,414,876	358,536,429	24.9%
Debt Service – Cash Flow (Interest Only)	5,746,684	5,689,988	(1.0)%
Total Debt Service	$ 446,671,879	$ 654,785,012	

The 2006 Tax and Revenue Anticipation Notes, Debt Service Fund, is a special purpose fund established to pay debt service on notes issued to fund the annual contribution to both the Fire and Police Pension Fund (pension) and the Los Angeles City Employees' Retirement System Fund (retirement) as well as to alleviate the short-term cash flow deficits occurring early in the fiscal year when certain taxes and revenues have not yet been received.

Part of the 2006-07 appropriation to this fund includes the payment of the entire debt service on notes issued in relation to the pension and retirement funds. Issuance of these notes will permit the City to make the entire annual contribution to the pension and retirement funds in July 2006. This early payment will allow both the pension and retirement funds to earn additional interest that will be used to discount the required City contribution to both funds without reducing the funds' annual receipts.

As explained in the Blue Book for the Fire and Police Pension Fund, the City's contribution to the pension fund will be discounted by approximately $8.2 million, from $288.1 million to $279.9 million. The appropriation of $290.6 million in the Debt Service Fund is the estimated cost of repaying the entire principal and borrowing costs on the notes issued for the pension contribution for Fiscal Year 2006-07.

As explained in the Blue Book for the Los Angeles City Employees' Retirement Fund, the City's General Fund contribution to the retirement fund will be discounted by approximately $12.7 million, from $358.1 million to $345.4 million. The appropriation of $358.5 million in the Debt Service Fund is the estimated cost of repaying the entire principal and borrowing costs on the notes issued for the City's General Fund retirement contribution for Fiscal Year 2006-07. The special fund portion of the retirement contribution ($50.3 million) will be paid by the Departments of Airports and Harbor.

The Controller's Office has requested $150 million in temporary cash flow borrowing. The issuance of these notes will permit the City to provide effective cash flow management for the City's General Fund and is less than borrowing internally from special funds. The principal portion of the TRAN for cash flow purposes has not been appropriated in the Budget, since this principal is treated as temporary borrowing rather than as an expenditure. The cash flow appropriation of $5.7 million is for the interest only portion of the debt service on the notes.

The principal and interest on the TRAN will be paid from the City's General Fund revenues set aside during the fiscal year. Issuance of the TRAN for pension, retirement and cash flow are combined to achieve efficiencies and will not contribute to the overall indebtedness of the City. The total savings from the pension and retirement prepayment is approximately $21.1 million. The total estimated interest earned on investing the revenues set aside to pay the TRAN beginning in February 2007 is approximately $9 million. The total net savings to the General Fund of issuing all three TRAN is approximately $1.7 million.