

## INTRODUCTION

The “Budget Summary” provides a ready reference and summary of the City’s annual budget.

This booklet includes information about City revenues and appropriations, state and federal assistance, and related fiscal matters.

Some information is included on the City’s proprietary departments—Airports, Harbor, and Water and Power. These departments are not part of the City’s regular operating budget since they generate their own revenues and are not supported by taxes.

### ELECTED AND FISCAL MUNICIPAL OFFICERS

#### MAYOR\*

ANTONIO R. VILLARAIGOSA

#### CITY COUNCIL\*

<b>DISTRICT</b>	<b>COUNCIL MEMBER</b>
1st.....	ED P. REYES
2nd.....	PAUL KREKORIAN
3rd .....	DENNIS P. ZINE
4th.....	TOM LABONGE
5th.....	PAUL KORETZ
6th.....	TONY CARDENAS
7th.....	RICHARD ALARCON
8th.....	BERNARD C. PARKS
9th.....	JAN PERRY
10th.....	HERB J. WESSON, JR.
11th.....	BILL ROSENDAHL
12th.....	MITCHELL ENGLANDER
13th.....	ERIC GARCETTI, Council President
14th.....	JOSE HUIZAR
15th.....	VACANT

**CITY ATTORNEY\* - Carmen A. Trutanich**

**CONTROLLER\* - Wendy Greuel**

**CITY ADMINISTRATIVE OFFICER – Miguel A. Santana**

**OFFICE OF FINANCE/TREASURER - Antoinette Christovale**

**CITY CLERK – June Lagmay**

\*ELECTED

## FINANCIAL NARRATIVE

The City's 2011-12 Adopted Budget closed a \$336.3 million General Fund budget gap that was identified in the Mayor's Proposed Budget. The following table summarizes the major actions taken to address the budget gap.

<b><u>Budget Balancing Actions</u></b>	<b><u>Total (\$ millions)</u></b>
Increase in Revenue	\$ 18.6
Special Parking Revenue Fund Transfer	16.7
Reduction in Number of Working Days (Furloughs)/Employee Concessions	98.4
Police Sworn Salary Savings/ Police Officer Concessions	41.0
Fire Department Savings	19.4
Other Departmental Reductions	20.7
Deferral of 1% Capital Improvement Expenditure	37.8
Maximization of Special Funds	27.2
Reduction in Human Resource Benefits	16.5
Transfer from Rec. and Parks for Water and Electricity	15.9
Net of Other Reductions and Program Increases	24.1
<hr/>	
Total Budget Balancing Proposals	<u>\$ 336.3</u>

The City's Fiscal Year 2011-12 Adopted Budget, which includes the General Fund and most special revenue funds, totals \$6.9 billion, which is a \$122 million (1.8%) increase from the Fiscal Year 2010-11 Adopted Budget. General Fund revenues for Fiscal Year 2011-12 are budgeted at \$4.386 billion, a net increase of \$10 million (0.2%) from the Fiscal Year 2010-11 Adopted Budget, and an increase of \$84 million (1.9%) over estimated actual revenues for Fiscal Year 2010-11. The 2011-12 Adopted Budget reflects the elimination of 671 General Fund positions, including 63 positions in the Police Department.

The City's budget was based on a number of assumptions regarding both revenues and expenditures. Many factors have in the past and may in the future affect actual results, and the City can be expected to make such adjustments as necessary throughout the year to maintain a balanced budget. One such assumption included reducing working days for employees. As adopted in the budget, most employees in General Fund positions (with the exclusion of police officers and non-special duty firefighters) are required to take either 26 or 36 unpaid days off (furloughs) in 2011-12 to generate about \$98.4 million in General Fund savings.

At the same time the Council was considering the Budget, the City entered into an agreement with labor unions representing nearly 14,000 full-time civilian employees that are anticipated to replace about \$57 million in furlough savings with savings from employee concessions. The Budget Outlook reflects this change to the 2011-12 Adopted Budget, which was implemented at the start of the fiscal year. Excluded from the Outlook are additional negotiations that were recently concluded and others that are in progress that may result in further budgetary savings and labor concessions for 2011-12.

## CITY OF LOS ANGELES BUDGET SYSTEM

The City's budget system is the process of allocating resources to programs for public services. The following is an outline of the City's budget system.

**Budget Formulation** involves annually developing the Mayor's proposed budget for the ensuing fiscal year. The Mayor's proposed budget details City objectives, programs to achieve them, and funding levels.

**Budget Adoption** is the legislative process for reviewing and adopting the Mayor's proposed budget either as submitted or with Council modifications. Also approved through this process are the resolutions needed to implement the budget.

**Budgetary Control** concerns the accomplishment of the work program within budgeted funds and the receipt of estimated revenues.

**Cost Control** is the reduction of unnecessary costs and the attainment of increased efficiency.

### BUDGET FORMULATION AND ADOPTION

The City's fiscal year runs from July 1st to June 30th. Early in the fiscal year, the Mayor releases a budget policy letter that defines City objectives for the next fiscal year. This letter guides City departments, bureaus, and other offices in preparing their annual budget requests, which are submitted in the fall.

By early March, the Mayor reviews the revenue projections prepared by the Controller and the Office of the City Administrative Officer (CAO). In hearings with CAO and general managers, the Mayor also reviews the various budget requests. The Mayor's proposed budget is then prepared and submitted to the Council. The City Charter requires that the proposed budget be delivered to the Council by April 20th of each year.

The five members of the Budget and Finance Committee examine the proposed budget in public hearings involving the department managers, CAO, and staff. The Committee then develops recommendations for Council consideration. The Charter requires Council by Majority vote to adopt or modify the proposed budget by June 1st.

Once the Council has acted, the Mayor has five working days to approve or veto any Council changes made to the proposed budget.

Once the Mayor has acted, the Council has five working days to sustain or override by two-thirds vote the Mayor's actions. The result of this process is the adopted budget for the next fiscal year.

## **BUDGET DOCUMENTS**

The following budget documents and related materials are available for review at the City's public libraries. Documents are also available online in PDF format:

Proposed Budget:

<http://mayor.lacity.org/Issues/BalancedBudget/MayorsBudget2011/index.htm>

Adopted Budget:

<http://controller.lacity.org/adoptedbudget/index.htm>

### **PROPOSED BUDGET**

Contains the Mayor's budget message and exhibits on revenue, appropriations, federal grants, and costs of operation of departments, bureaus, and other offices.

### **BLUE BOOK (Detail of Department Programs)**

Explains the recommended changes from current budget appropriations for all departments in a program format. Changes in workload indicators are also summarized. Provides a list of employment authorities and salaries of each department, office or bureau.

### **BROWN BOOK (Detail of Positions and Salaries and Recommended Changes in Personnel)**

Provides a list of employment authorities and salaries of each department, office or bureau. It also provides a detail of the personnel changes (additions and deletions) reflected in the Blue Book.

### **REVENUE OUTLOOK**

Provides an overview of revenue anticipated, including an explanation of assumptions, changes between the prior year and program year, and a five-year General Fund revenue forecast.

### **ADOPTED BUDGET**

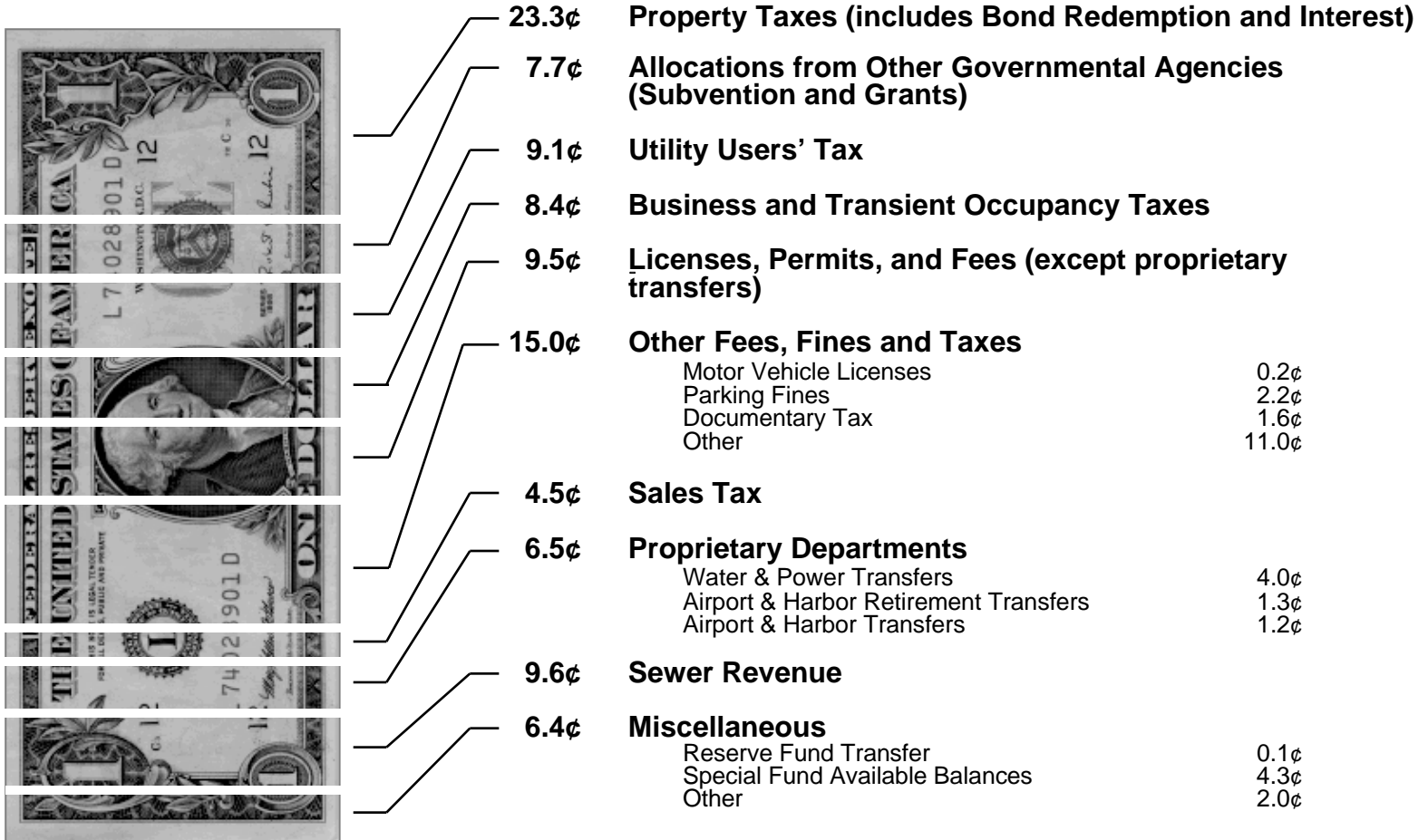
Reflects all Mayor and Council decisions.

### **WHITE BOOK (Detail of Department Programs)**

Reflects the adopted budget in a program format for all departments.

# The 2011-12 Budget Dollar

## Where the Money Comes From



## RECEIPTS SUMMARY

### 2011-12 ADOPTED BUDGET

	Total	% of Total
<b>General Receipts:</b>		
Property Tax (1).....	\$ 1,436,363,000	20.9%
Utility Users' Tax.....	627,832,000	9.1%
Licenses, Permits, Fees and Fines .....	725,092,271	10.6%
Business Tax.....	439,219,000	6.4%
Sales Tax.....	306,239,000	4.5%
Documentary Transfer Tax.....	107,000,000	1.6%
Power Revenue Transfer.....	254,000,000	3.7%
Transient Occupancy Tax.....	136,200,000	2.0%
Parking Fines .....	136,879,000	2.0%
Parking Users' Tax.....	88,200,000	1.3%
Franchise Income.....	48,100,000	0.7%
Interest.....	14,280,000	0.2%
State Motor Vehicle License Fees.....	14,700,000	0.2%
Grants Receipts.....	9,820,000	0.1%
Tobacco Settlement.....	9,500,000	0.1%
Transfer from Telecommunications Dev. Account.....	4,915,000	0.1%
Residential Development Tax.....	1,905,000	0.0%
Special Parking Revenue Transfer.....	16,509,000	0.2%
Transfer from Reserve Fund.....	8,939,164	0.1%
<b>Total General Receipts.....</b>	<b>\$ 4,385,692,435</b>	<b>63.8%</b>
<b>Special Receipts:</b>		
Property Tax - City Levy for Bond Redemption and Interest.....	\$ 167,395,099	2.4%
Sewer Construction and Maintenance Fund.....	660,315,865	9.6%
Proposition A Local Transit Assistance Fund.....	123,829,123	1.8%
Prop. C Anti-Gridlock Transit Improvement Fund.....	70,788,194	1.0%
Special Parking Revenue Fund.....	43,850,295	0.6%
L. A. Convention and Visitors Bureau Fund.....	10,477,000	0.2%
Solid Waste Resources Revenue Fund.....	289,462,233	4.2%
Fines--State Vehicle Code.....	13,120,939	0.2%
Special Gas Tax Street Improvement Fund.....	113,551,000	1.7%
Housing Department Affordable Housing Trust Fund.....	1,100,000	0.0%
Stormwater Pollution Abatement Fund.....	30,429,000	0.4%
Community Development Trust Fund.....	34,222,682	0.5%
HOME Investment Partnerships Program Fund.....	6,091,386	0.1%
Mobile Source Air Pollution Reduction Fund.....	4,715,000	0.1%
City Employees' Retirement Fund.....	87,529,621	1.3%
Community Services Administration Grant.....	1,976,485	0.0%
Park and Recreational Sites and Facilities Fund.....	1,200,000	0.0%
Convention Center Revenue Fund.....	27,794,692	0.4%
Local Public Safety Fund.....	32,850,000	0.5%
Neighborhood Empowerment Fund.....	4,459,079	0.1%
Street Lighting Maintenance Assessment Fund.....	61,044,333	0.9%
Telecommunications Development Account.....	12,673,944	0.2%
Older Americans Act Fund.....	2,326,382	0.0%
Workforce Investment Act.....	16,780,876	0.2%
Rent Stabilization Trust Fund.....	11,054,510	0.2%
Arts and Cultural Facilities and Services Fund.....	10,592,219	0.2%
Arts Development Fee Trust Fund.....	990,000	0.0%
City Employees Ridesharing Fund.....	3,329,609	0.0%
Allocations from Other Sources.....	56,043,109	0.8%
City Ethics Commission Fund.....	1,866,479	0.0%
Staples Arena Special Fund.....	4,090,000	0.1%
Citywide Recycling Fund.....	23,749,166	0.3%
Special Police Comm./911 System Tax Fund.....	21,609,356	0.3%
Local Transportation Fund.....	2,848,790	0.0%
Planning Case Processing Revenue Fund.....	14,062,000	0.2%
Disaster Assistance Trust Fund.....	7,509,405	0.1%
Landfill Maintenance Special Fund.....	4,632,252	0.1%

**RECEIPTS SUMMARY**  
**2011-12 ADOPTED BUDGET**

	<b>Total</b>	<b>% of Total</b>
Household Hazardous Waste Special Fund.....	2,012,662	0.0%
Building and Safety Enterprise Fund.....	100,517,551	1.5%
Housing Opportunities for Persons with AIDS.....	323,268	0.0%
Code Enforcement Trust Fund.....	32,340,675	0.5%
El Pueblo Revenue Fund.....	4,507,398	0.1%
Zoo Enterprise Fund.....	18,283,477	0.3%
Supplemental Law Enforcement Services .....	100,000	0.0%
Street Damage Restoration Fee Fund.....	7,693,000	0.1%
Measure R Traffic Relief and Rail Expansion Fund.....	37,820,000	0.6%
Central Recycling and Transfer Fund.....	2,434,126	0.0%
Multi-Family Bulky Item Fund.....	6,511,696	0.1%
<b>Total Special Receipts.....</b>	<b>\$ 2,192,903,976</b>	<b>31.9%</b>
<b>Available Balances:</b>		
Sewer Construction and Maintenance Fund.....	\$ 56,372,068	0.8%
Proposition A Local Transit Assistance Fund.....	24,048,805	0.3%
Prop. C Anti-Gridlock Transit Improvement Fund.....	3,062,713	0.0%
Special Parking Revenue Fund.....	6,175,629	0.1%
L.A. Convention and Visitors Bureau Fund.....	1,220,031	0.0%
Solid Waste Resources Revenue Fund.....	67,686,935	1.0%
Forfeited Assets Trust Fund.....	5,328,984	0.1%
Special Gas Tax Fund.....	5,584,941	0.1%
Housing Department Affordable Housing Trust Fund.....	1,718,902	0.0%
Stormwater Pollution Abatement Fund.....	1,396,758	0.0%
Mobile Source Air Pollution Reduction Fund.....	2,879,181	0.0%
Convention Center Revenue Fund.....	9,928	0.0%
Local Public Safety Fund.....	2,314,000	0.0%
Neighborhood Empowerment Fund.....	1,279,585	0.0%
Street Lighting Maintenance Asmt. Fund.....	5,121,922	0.1%
Telecommunications Development Account.....	386,000	0.0%
Rent Stabilization Trust Fund.....	5,016,961	0.1%
Arts Development Fee Trust Fund.....	724,714	0.0%
City Employees Ridesharing Fund.....	409,192	0.0%
City Ethics Commission Fund.....	330,294	0.0%
Staples Arena Special Fund.....	1,856,830	0.0%
Citywide Recycling Fund.....	38,348,693	0.6%
Special Police Comm./911 System Tax Fund.....	825,166	0.0%
Local Transportation Fund.....	4,315,419	0.1%
Planning Case Processing Revenue Fund.....	2,661,000	0.0%
Disaster Assistance Trust Fund.....	7,014,266	0.1%
Landfill Maintenance Trust Fund.....	1,591,503	0.0%
Household Hazardous Waste Special Fund.....	719,436	0.0%
Building and Safety Enterprise Fund.....	9,312,754	0.1%
Code Enforcement Trust Fund.....	10,487,637	0.2%
El Pueblo Revenue Fund.....	145,171	0.0%
Street Damage Restoration Fee Fund.....	5,047,995	0.1%
Municipal Housing Finance Fund.....	2,024,771	0.0%
Measure R Traffic Relief and Rail Expansion Fund.....	13,655,007	0.2%
Central Recycling and Transfer Fund.....	408,161	0.0%
Multi-Family Bulky Item Fund.....	3,482,706	0.1%
<b>Total Available Balances.....</b>	<b>\$ 292,964,058</b>	<b>4.3%</b>
<b>Total Receipts.....</b>	<b>\$ 6,871,560,469</b>	<b>100.0%</b>

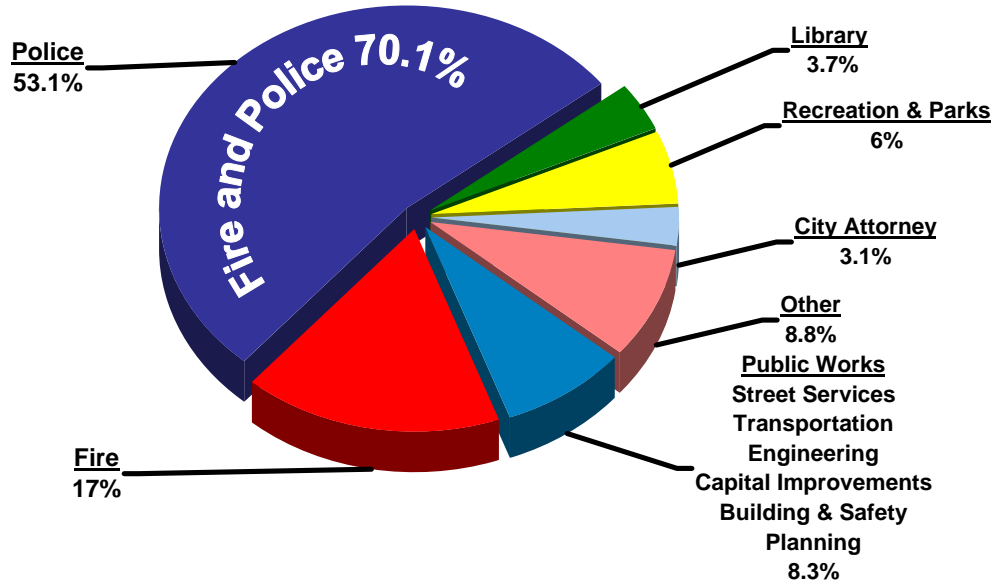
(1) Property tax includes all categories of the City allocation of one percent-property tax collections such as secured, unsecured, state replacement, redemptions and penalties, supplemental receipts and other adjustments and is net of refunds and county charges. Also included are property taxes remitted to the City as replacement revenue for both vehicle license fees and sales and use taxes.

## UNRESTRICTED REVENUES COMPARISON

(\$ MILLIONS)

	2009-10	2010-11	2011-12
I. TOTAL GENERAL CITY BUDGET	\$ 6,884.8	\$ 6,749.2	\$ 6,871.6
II. RESTRICTED REVENUES (Sewer revenues, gas tax, grants, and fees for special services)	3,223.7	3,081.3	3,217.2
III. UNRESTRICTED REVENUES	\$ 3,661.1	\$ 3,667.9	\$ 3,654.4
IV. CHANGE IN UNRESTRICTED REVENUES FROM PRIOR YEAR		\$ 6.8	\$ (13.5)

### 2011-12 Budget Unrestricted Revenues \$3.65 Billion

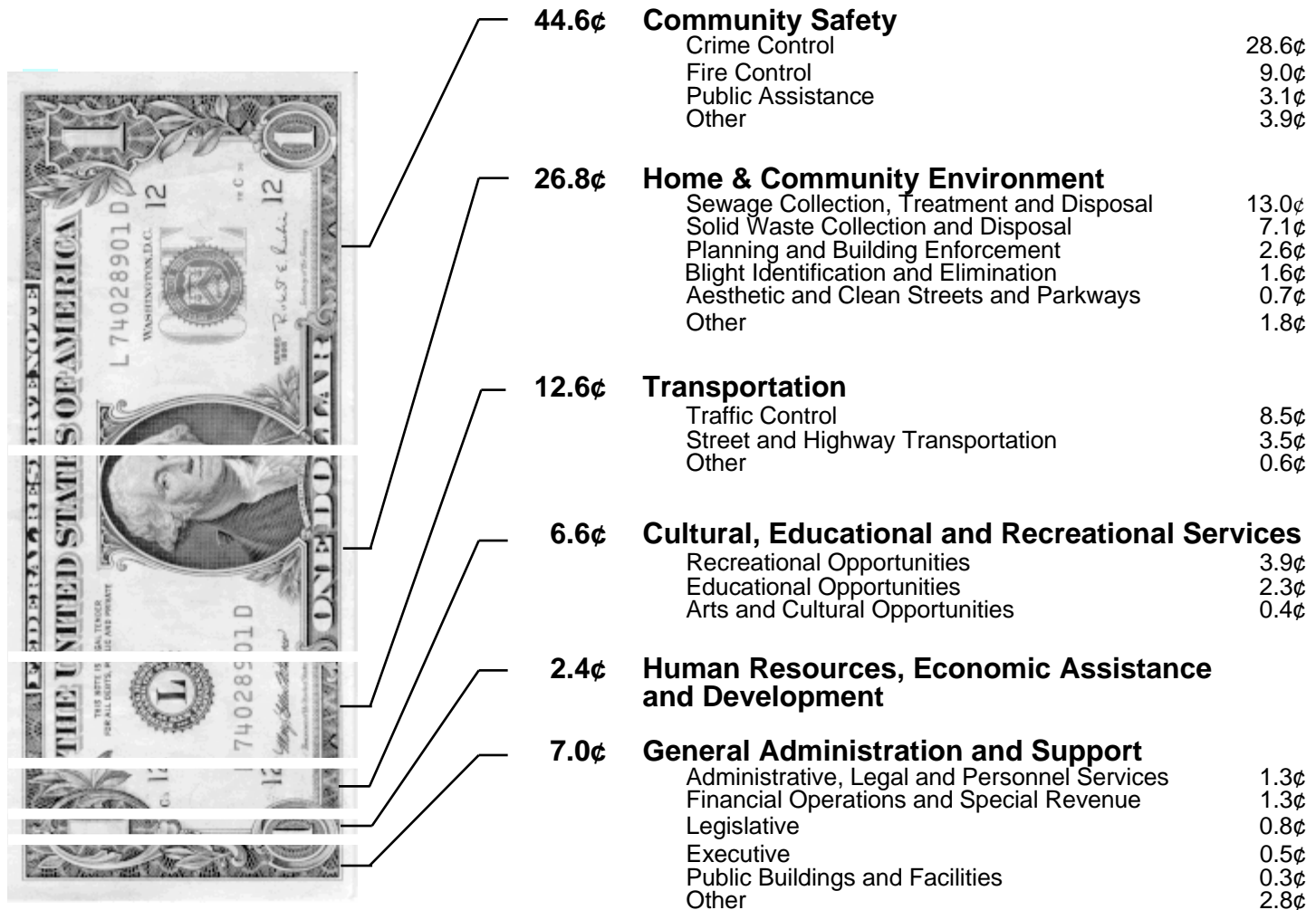


Unrestricted Revenues are 53.2% of the City Budget.  
 Restricted Revenues (46.8%) include Grants (except Police Dept.), Sewer, Solid Waste and Gas Tax Receipts.



# The Budget Dollar 2011-12 Adopted Budget

## How the Money Is Used



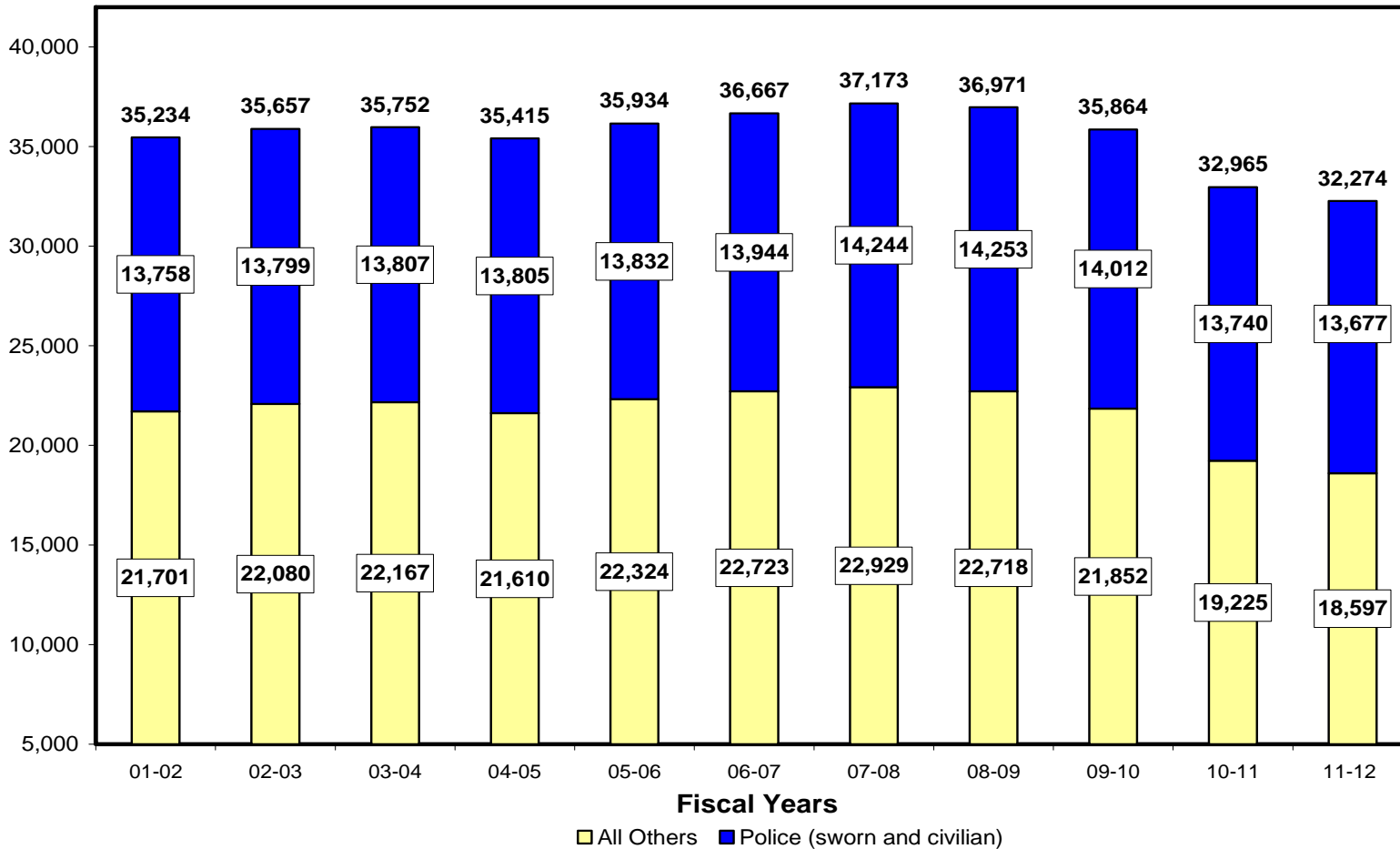
**SUMMARY OF APPROPRIATIONS  
2011-12 ADOPTED BUDGET**

	<u>Total</u>	<u>% of Total Budget</u>
Aging.....	3,792,602	0.06%
Animal Services.....	19,919,848	0.29%
Building And Safety.....	68,943,603	1.00%
City Administrative Officer.....	11,580,492	0.17%
City Attorney.....	94,950,894	1.38%
City Clerk.....	8,603,838	0.13%
Community Development.....	26,619,693	0.39%
Controller.....	13,791,344	0.20%
Convention Center.....	24,264,518	0.35%
Council.....	18,881,782	0.27%
Cultural Affairs.....	7,421,341	0.11%
Department on Disability.....	1,608,668	0.02%
El Pueblo de Los Angeles.....	1,517,194	0.02%
Emergency Preparedness.....	1,600,598	0.02%
Employee Relations Board.....	421,616	0.01%
Ethics Commission.....	2,031,383	0.03%
Finance.....	37,644,214	0.55%
Fire.....	472,597,193	6.88%
General Services.....	228,012,024	3.32%
Housing Department.....	52,146,171	0.76%
Information Technology Agency.....	78,379,548	1.14%
Mayor.....	22,752,477	0.33%
Neighborhood Empowerment.....	1,832,164	0.03%
Personnel.....	41,267,436	0.60%
Planning.....	25,393,267	0.37%
Police.....	1,167,771,840	16.99%
Board Of Public Works.....	15,212,179	0.22%
Bureau of Contract Administration.....	28,486,926	0.41%
Bureau of Engineering.....	71,567,612	1.04%
Bureau of Sanitation.....	221,352,636	3.22%
Bureau of Street Lighting.....	23,908,283	0.35%
Bureau of Street Services.....	146,019,376	2.12%
Transportation.....	127,917,673	1.86%
Zoo.....	18,283,477	0.27%
Total-Budgetary Departments.....	<u>3,086,493,910</u>	<u>44.92%</u>
Appropriations to Library Fund.....	89,247,557	1.30%
Appropriations to Recreation and Parks Fund.....	141,411,089	2.06%
Appropriations to City Employees' Retirement Fund.....	87,529,621	1.27%
Total-Appropriations.....	<u>\$ 318,188,267</u>	<u>4.63%</u>
Total-Departmental.....	<u>\$ 3,404,682,177</u>	<u>49.55%</u>
2010 Tax & Revenue Anticipation Notes.....	895,475,151.00	13.03%
Bond Redemption and Interest.....	167,395,099.00	2.44%
Capital Finance Administration Fund.....	202,097,658.00	2.94%
Capital Improvement Expenditure Program:		
Municipal Facilities.....	7,710,000.00	0.11%
Physical Plant.....	27,470,271.00	0.40%
Wastewater.....	115,000,000.00	1.67%
General City Purposes.....	82,252,655.00	1.20%
Human Resources Benefits.....	553,488,000.00	8.05%
Judgment Obligation Bonds Debt Service Fund.....	9,031,375.00	0.13%
Liability Claims.....	47,850,000.00	0.70%
Proposition A Local Transit Assistance Fund.....	139,475,001.00	2.03%
Proposition C Anti-Gridlock Transit Improvement Fund.....	29,350,904.00	0.43%
Special Parking Revenue Fund.....	48,805,771.00	0.71%
Unappropriated Balance.....	21,679,000.00	0.32%
Wastewater Special Purpose Fund.....	433,598,197.00	6.31%
Water and Electricity.....	35,978,000.00	0.52%
Other Special Purpose Funds.....	650,221,210.00	9.46%
Total-Non-Departmental.....	<u>\$ 3,466,878,292</u>	<u>50.45%</u>
Total.....	<u>\$ 6,871,560,469</u>	<u>100.00%</u>

# AUTHORIZED CITY STAFFING

Not including Proprietary Departments

Positions



Note: Beginning in 2006-07, all Commission positions are no longer included in departments' regular position authority total. Prior-year totals and All Others totals have been adjusted to reflect this change.  
 The 2010-11 Adopted Budget included 1,328 resolution (temporary) authorities in addition to Authorized City Staffing counts. The 2011-12 Adopted Budget includes 1,391 resolution authorities in addition to Authorized City Staffing counts.

## CAPITAL IMPROVEMENT EXPENDITURE PROGRAM

The City annually prepares the capital improvement expenditure program designed to keep street, sewers, municipal buildings, and other facilities in a safe and efficient operating condition. Physical plant projects are infrastructure improvements such as streets, storm drains, and bikeways. Municipal Facilities projects are public facilities such as libraries, animal shelters, police and fire stations, and parks.

The City also has significant obligations for its sewer system due to mandates of federal and state clean water laws, requiring modifications to the Hyperion Treatment Plant, the three other wastewater treatment facilities and the extensive collection system to meet increasing regulations.

Additionally, improvements have begun on the City's Stormwater System to meet federal and state mandates regarding water quality in surface runoff. These costs are expected to grow substantially in future years to comply with mandated standards.

### EXPENDITURE PROGRAM

Physical Plant Projects	2011-12 Adopted Budget	Wastewater Facilities	2011-12 Adopted Budget
Storm Drain.....	\$ 1,063,000	Collection System .....	\$ 44,430,000
Street Widening, Reconstruction and Street Rehabilitation.....	200,000	Hyperion Treatment Plant .....	39,656,000
Miscellaneous .....	12,737,122	Los Angeles-Glendale Water Reclam. Plant.....	176,000
Street Lighting.....	5,205,940	Pumping Plants.....	2,108,000
Traffic Control .....	100,000	System-wide Program Requirements .....	19,447,000
Projects to be Determined by Ordinance.....	7,164,209	Terminal Island Treatment Plant.....	3,708,000
Contingencies -Gas Tax Construction Funds ...	1,000,000	Donald C. Tillman Water Reclamation Plant ....	5,475,000
Subtotal .....	<u>\$ 27,470,271</u>	Subtotal.....	<u>\$ 115,000,000</u>
		TOTAL .....	<u>\$ 150,180,271</u>
<b>SOURCE OF FUNDS</b>			
		General Fund .....	\$ 6,510,000
		Stormwater Pollution Abatement .....	1,063,000
		Special Gas Tax Street Improvement Fund.....	17,712,122
		Special Parking Revenue Fund .....	--
		Sewer Construction and Maintenance Fund.....	115,000,000
		Street Lighting Maintenance Assessment Fund	1,530,940
		Park and Recreational Sites & Facilities Fund..	1,200,000
		Proposition C Anti-Gridlock Fund.....	--
		Local Transportation Fund .....	7,164,209
		TOTAL .....	<u>\$ 150,180,271</u>

\*The CAO may approve transfers of any amount from the Contingencies-Gas Tax Construction Account to any project previously approved by the Mayor and Council within the Special Gas Tax Street Improvement Fund.

#### Municipal Facilities

Arts and Cultural Opportunities.....	\$ 50,000
Building & Facilities.....	6,460,000
Recreational Opportunities .....	1,200,000
Subtotal .....	<u>\$ 7,710,000</u>

## FEDERAL AND STATE GRANT FUNDING ESTIMATES BY SUBFUNCTION

I. Budgetary, Library and Recreation and Parks Departments will participate in grant programs for the 2011-12 period totaling \$635,584,599.

II. Proprietary Department grant programs for the 2011-12 period total \$201,705,881.

The grant-supported programs identified below are funded by federal, state and other local agencies. Estimates are based on information provided by reporting departments to the City Administrative Officer as of July 22, 2011 and are subject to modification. All grant programs in this Exhibit are subject to approval by Mayor and Council.

Subfunction	2009-10 Actual Receipts	2010-11 Estimated Receipts	2011-12 Estimated Receipts
<b>Budgetary, Library and Recreation and Parks Departments</b>			
Legal Prosecution	\$ 3,104,039	\$ 3,405,481	\$ 3,657,264
Crime Control	\$ 66,920,963	\$ 108,782,167	\$ 141,903,321
Local Emergency Planning Response	\$ 31,240,721	\$ 8,950,461	\$ 26,760,000
Wastewater Collection, Treatment & Disposal	\$ 1,181,056	\$ 5,381,056	\$ 19,515,960
Environmental Quality	\$ 634,103	\$ 1,345,718	\$ 6,080,380
Street & Highway Transportation	\$ 60,755,056	\$ 59,055,395	\$ 125,894,990
Mass Transit	\$ 5,275	\$ 3,204,637	\$ 66,545,930
Arts and Cultural Opportunities	\$ 2,130,700	\$ 180,000	\$ 320,000
Educational Opportunities	\$ 1,887,679	\$ 1,968,941	\$ 1,447,621
Capital	\$ 8,472,914	\$ 8,449,787	\$ 7,050,868
Economic Opportunities & Development	\$ 104,133,918	\$ 117,792,819	\$ 105,816,650
Employment Opportunities	\$ 40,382,021	\$ 42,507,254	\$ 52,979,383
Human Services	\$ 62,119,450	\$ 70,227,738	\$ 67,024,234
Administrative	\$ 12,171,063	\$ 11,931,601	\$ 10,587,998
Subtotal	<u>\$ 395,138,958</u>	<u>\$ 443,183,055</u>	<u>\$ 635,584,599</u>
<b>Proprietary Departments</b>			
Crime Control	\$ 5,937,532	\$ 11,281,209	\$ 56,065,152
Local Emergency Planning Response	\$ -	\$ -	\$ -
Environmental Quality	\$ 17,304,941	\$ 8,179,628	\$ 26,381,729
Air Transport	\$ 65,407,000	\$ 66,166,000	\$ 116,759,000
Street & Highway Transportation	\$ -	\$ 780,909	\$ 2,500,000
Economic Opportunities & Development	\$ -	\$ 143,719	\$ -
Subtotal	<u>\$ 88,649,473</u>	<u>\$ 86,551,465</u>	<u>\$ 201,705,881</u>
<b>Total City of Los Angeles</b>	<u>\$ 483,788,431</u>	<u>\$ 529,734,520</u>	<u>\$ 837,290,480</u>

## American Recovery and Reinvestment Act Funds

The American Recovery and Reinvestment Act of 2009 (ARRA) was signed into law by President Barack Obama on February 17, 2009. The Act has five major strategic objectives: 1) Preserve and create jobs and promote economic recovery; 2) Help those most affected by the recession; 3) Provide needed investments to improve economic efficiency through technology, science, and health care; 4) Invest in transportation, environmental protection, and infrastructure for long-term economic benefit; 5) Stabilize State and local governments' budgets with the intent to preserve essential services and mitigate the need for State and local tax increases.

Of the \$787 billion in total ARRA funding provided nationally, approximately \$135 billion was available to state and local governments including the City of Los Angeles in the form of competitive/discretionary or formula grants. In some instances, the City has received ARRA funds for the purpose of acting as the fiscal agent for other local governmental entities.

	<b>Awards</b>
<b>REVENUE</b>	
Federal Grants .....	\$ 611,251,308
Total Revenue.....	\$ 611,251,308
<b>APPROPRIATIONS</b>	
Aging.....	\$ 1,695,827
City Administrative Officer.....	171,291
City Attorney .....	800,000
Community Development .....	97,475,463
Community Redevelopment .....	8,184,800
Cultural Affairs.....	250,000
Enironmental Affairs.....	102,493
General Services .....	13,450,000
Harbor.....	25,018,950
Housing Authority.....	33,106,518
Housing Department.....	136,109,889
Information Technology Agency.....	7,496,157
Los Angeles World Airports.....	10,832,000
Mayor.....	31,753,864
Planning.....	280,000
Police.....	18,011,550
Public Works:	
Engineering.....	8,400,373
Sanitation.....	8,256,499
Street Lighting.....	2,000,000
Street Services .....	56,930,800
Transportation.....	39,778,379
Water and Power.....	111,146,455
Total Appropriations.....	\$ 611,251,308

**LACERS  
(Civilian Employees)**

**Adopted Budget  
2011-12**

**RECEIPTS**

City Contributions .....	\$ 482,498,572
Member Contributions .....	164,304,000
Family Death Benefit Plan Member Premiums .....	172,000
Earnings on Investments .....	<u>278,091,380</u>
Total Receipts .....	<u>\$ 925,065,952</u>

**EXPENDITURES**

Retirement Allowances .....	\$ 742,454,227
Family Death Benefit Plan Allowances .....	1,723,826
Retired Medical & Dental Subsidy .....	108,096,280
Retired Medicare Subsidy .....	9,110,318
Refund of Member Contributions .....	23,347,170
Refund of Deceased Retired Accumulated Contributions .....	1,443,982
Administrative Expense .....	17,936,000
Investment Management Expense .....	60,853,645
Return to Reserves .....	<u>(39,899,496)</u>
Total Expenditures .....	<u>\$ 925,065,952</u>

No. of ACTIVE MEMBERS .....	26,245
No. of RETIRED MEMBERS .....	17,264

**PENSIONS  
(Police Officers, Firefighters, and Paramedics)**

**Adopted Budget  
2011-12**

**RECEIPTS**

City Contributions .....	\$ 471,384,436
Harbor Revenue Fund .....	3,644,894
Excess Benefit Plan .....	736,292
Member Contributions .....	107,688,792
Earnings on Investments .....	251,000,000
Miscellaneous .....	<u>1,000,000</u>
Total Receipts .....	<u>\$ 835,454,414</u>

**EXPENDITURES**

Service Pensions .....	\$ 509,000,000
Service Pensions DROP payout .....	132,800,000
Disability Pensions .....	120,000,000
Surviving Spouses' Pensions .....	109,000,000
Minors'/Dependents' Pensions .....	2,300,000
Refund of Contributions .....	4,000,000
Health Insurance Subsidy .....	85,000,000
Dental Insurance .....	3,200,000
Medicare .....	9,200,000
Health Insurance Reimbursement .....	1,500,000
Investment Management Expense .....	85,486,500
Administrative Expense .....	<u>16,932,535</u>
Total Expenditures .....	\$1,078,419,035
Increase in Fund Balance .....	<u>\$ (242,964,621)</u>
Total Disbursements .....	<u>\$ 835,454,414</u>

No. of ACTIVE MEMBERS .....	13,654
No. of RETIRED MEMBERS .....	12,348

## DEPARTMENT OF AIRPORTS

The Airports Department, under the Board of Airport Commissioners, is responsible for the management, supervision, and control of all airports and airport facilities under the jurisdiction of the City of Los Angeles. It plans, constructs, and maintains its own buildings, and controls its own funds in accordance with the Los Angeles City Charter.

### BUDGET FISCAL YEAR 2011-12

Receipts:	
Balance Available .....	\$ 3,510,209,000
Operating Revenue, Less Customer Facilities Charge .....	855,774,000
Other Receipts .....	<u>649,105,000</u>
Total Receipts .....	<u>\$ 5,015,088,000</u>
Appropriations:	
Maintenance and Operations Expense .....	\$ 681,432,000
Non-Operating Expense .....	3,921,187,000
Bond Redemption and Interest .....	305,937,000
Reserve for Self-Insurance Trust .....	100,000,000
Unallocated Balance .....	<u>6,532,000</u>
Total Appropriations .....	<u>\$ 5,015,088,000</u>

## HARBOR DEPARTMENT

This department, under the Board of Harbor Commissioners, is responsible for the management, supervision, and control of the harbor district, operates the Port of Los Angeles, operates a pilotage service, and engages in the leasing of land in the district. It constructs and maintains its own facilities and controls its own funds, which must be used in connection with maritime commerce, navigation, fisheries, and marine recreation in accordance with the Los Angeles City Charter and the State of California Tidelands Trust.

### BUDGET FISCAL YEAR 2011-12

Receipts:	
Restricted Funds .....	\$ 139,943,538
Unrestricted Funds Available .....	401,238,288
Receipts .....	433,363,445
Clean Truck Program .....	<u>2,040,132</u>
Total Receipts .....	<u>\$ 976,585,403</u>
Appropriations:	
Operating Budget .....	\$ 258,576,113
Capital Budget .....	291,036,928
Balance Sheet Transactions .....	29,484,882
Future Commitments .....	34,512,163
New Debt Issuance .....	--
Restricted Cash/Unappropriated .....	<u>362,975,317</u>
Total Appropriations .....	<u>\$ 976,585,403</u>



## DEPARTMENT OF WATER AND POWER

### BUDGET FISCAL YEAR 2011-12

	<u>Water Revenue</u>	<u>Power Revenue</u>	<u>Retirement, Disability, and Death Benefit Plan</u>
Receipts:			
Adjusted Balance, July 1	\$ 542,249,000	\$ 678,300,000	
Sales of Water or Electricity	920,000,000	3,140,000,000	
Revenue Bonds	54,000,000	336,100,000	
Intradepartmental Receipts	254,083,200	214,372,300	
Other	92,566,575	236,535,300	\$ 1,186,110,947
	<u>                    </u>	<u>                    </u>	<u>                    </u>
Total	<u>\$ 1,862,898,775</u>	<u>\$ 4,605,307,600</u>	<u>\$ 1,186,110,947</u>
Appropriations:			
Salaries	\$ 312,854,200	\$ 661,570,000	
Materials, Supplies, Equipment	144,279,200	268,684,800	
Bond Redemption and Interest	184,000,000	416,700,000	
Intradepartmental Expenses	214,372,300	226,953,200	
Purchased Water or Fuel and Purchased Energy	115,000,000	1,320,000,000	
Other	571,089,003	1,438,655,300	\$ 1,186,110,947
Subtotal	<u>\$ 1,541,594,703</u>	<u>\$ 4,332,563,300</u>	<u>                    </u>
Unappropriated Balance and Accrual Adjustments	321,304,072	272,744,300	
Total	<u>\$ 1,862,898,775</u>	<u>\$ 4,605,307,600</u>	<u>\$ 1,186,110,947</u>