



LAHSA

Homeless Strategy Committee

Shelter Decompression & COVID-19 Response

Emily Andrade, Director of Interim Housing

July 2022

Agenda

01 Background

02 Timeline

03 Recompression Planning

04 Current Status

05 Questions & Discussion

Background

City Interim Housing Programs

LAHSA funds over
10,000 shelter
beds across
Los Angeles
County



Project Roomkey



Project Homekey



City Roadmap



A Bridge Home



Crisis & Bridge Housing



Safe Parking



Family Programs



Youth Programs



Winter Shelter

Background

At the onset of the Pandemic, the City and County of Los Angeles developed groundbreaking programs to support COVID-19 response that included Project RoomKey, Project Homekey, Covid Response Teams, and Roadmap Shelter sites. Each of these efforts were designed to keep unhoused neighbors safe from the pandemic.


Shelter participants deserve safe measures in place to ensure risk mitigation efforts are maximized and exposure to disease and death minimized.

403



Decompression

Reducing the number of beds in a shelter to conform with safety standards set forth by the Department of Public Health & the Department of Health Services Covid Response Teams.



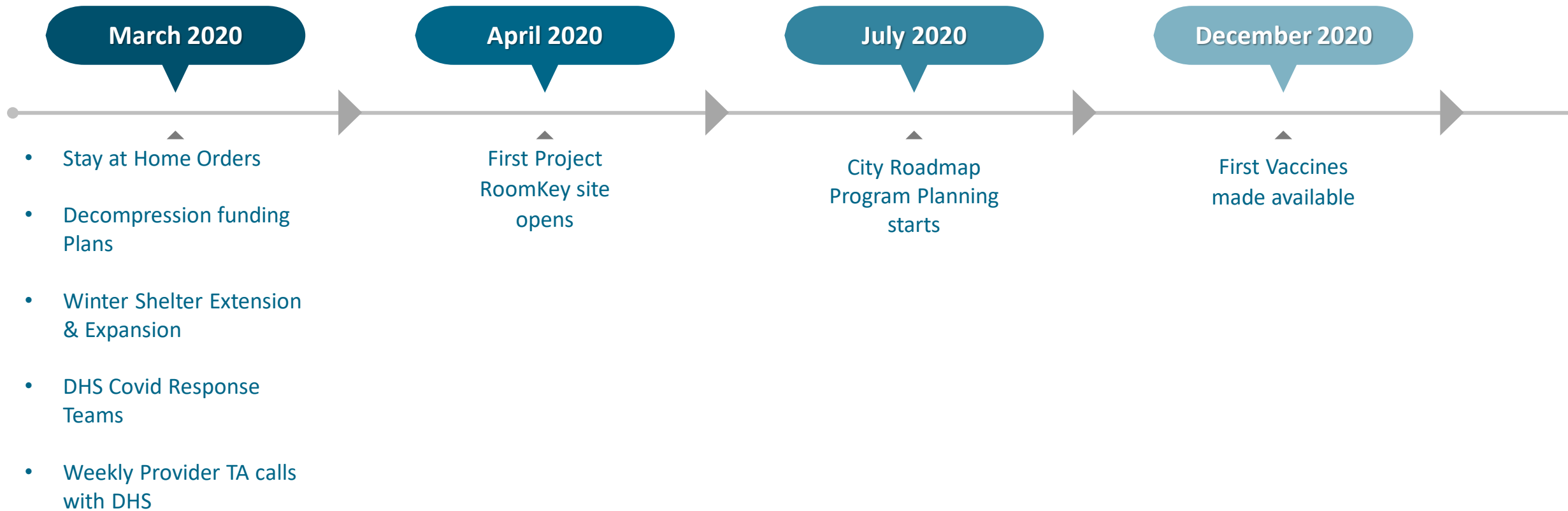
Recompression

Increasing the number of participants at a shelter site in increments up to the levels with public health guidelines.

Timeline



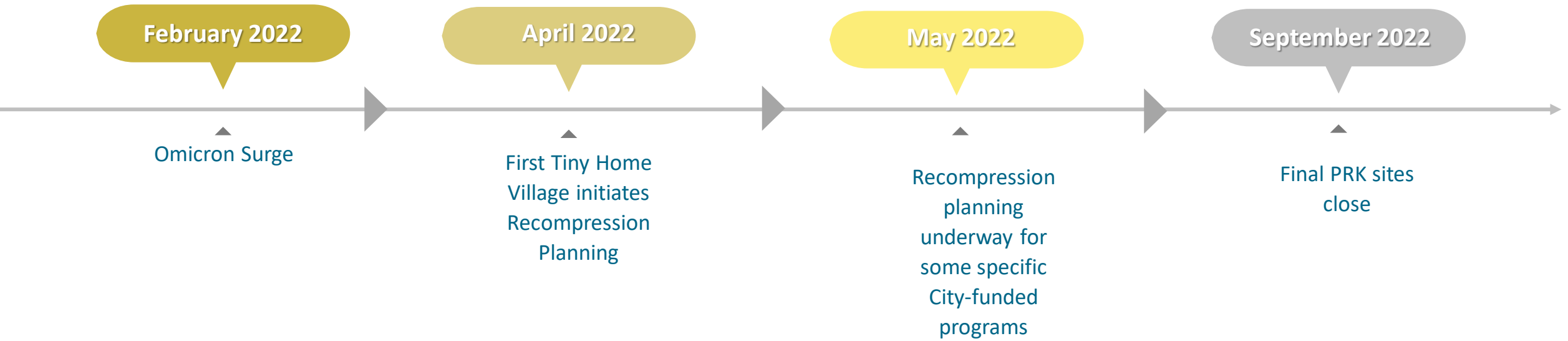
Pandemic & Shelter Timeline 2020



Pandemic & Shelter Timeline 2021



Pandemic & Shelter Timeline 2022



The Department of Health Services provides isolation & quarantine sites

When unhoused people need more specialized care than LAHSA or community providers can deliver, we turn to our partners at the County including the Department of Health Services and the Department of Mental Health to assist with clinical outreach teams, mental health treatment, recuperative care, sobering centers, and programs for the gravely disabled. In the time of the pandemic, DHS has operated non-congregate sites specifically for those who are COVID-19 positive.



Recompression Planning

Planning within Los Angeles

The Department of Public Health advises maintaining **6 feet** of spacing between beds as optimal, however 3 feet head to toe spacing is the minimum standard permissible.

Any provider that would like to recompress, **must connect** with LAHSA or other funders first to discuss planning efforts.



This list includes areas that LAHSA reviews prior to moving forward with Recompression

Effort	Description
Covid-19 Mitigation Efforts	Review of health screenings, PPE, how to respond to testing positive, isolation protocols
Staff Coverage	As programs increase capacity, staffing must maintain according to requirements per program
Communication	Participants must be given proper notification to recompression efforts
Habitability	Facility must be able to accommodate the increased number of participants
Safety	Safety & security measures should be reviewed as programs increase participation
Intake Process	Continue to manage low barrier & trauma informed intake process considering COVID-19
Reasonable Accommodation	Must continue to follow Americans with Disabilities Act for participants that may require own room accommodations
Capacity	Appropriate timelines for increases need to be identified prior to initiation of recompression

Each provider requires policies & procedures to guide the process



Current Status


NON-
MATCHED



Crisis & Bridge Housing



Safe Parking



Winter Shelter

Adult Interim Housing Programs


MATCHED



Roadmap-Interim
Housing



Tiny Home
Villages



Safe Sleep
Villages



Project
Roomkey



Project
Homekey



B7 Bridge
Housing



Enhanced Bridge
for Women



Enhanced Bridge
for Older Adults



A Bridge
Home

City-Funded Interim Housing Programs Impacted by Decompression/Recompression

Program Type	Total Number of Beds Funded	Current Recompression Capacity	Active/Online Beds Occupancy as of 6/27/22	
			Number of Beds Occupied	Percentage of Beds Occupied
A Bridge Home	1647	1263	1,052	83%
Tiny Home Villages	1252	714	642	90%
Roadmap-Interim Housing	941	870	741	85%
Enhanced Bridge Housing: Older Adults	25	14	7	50%

Data Sources: Referral Tracking Documents

Questions & Discussion
